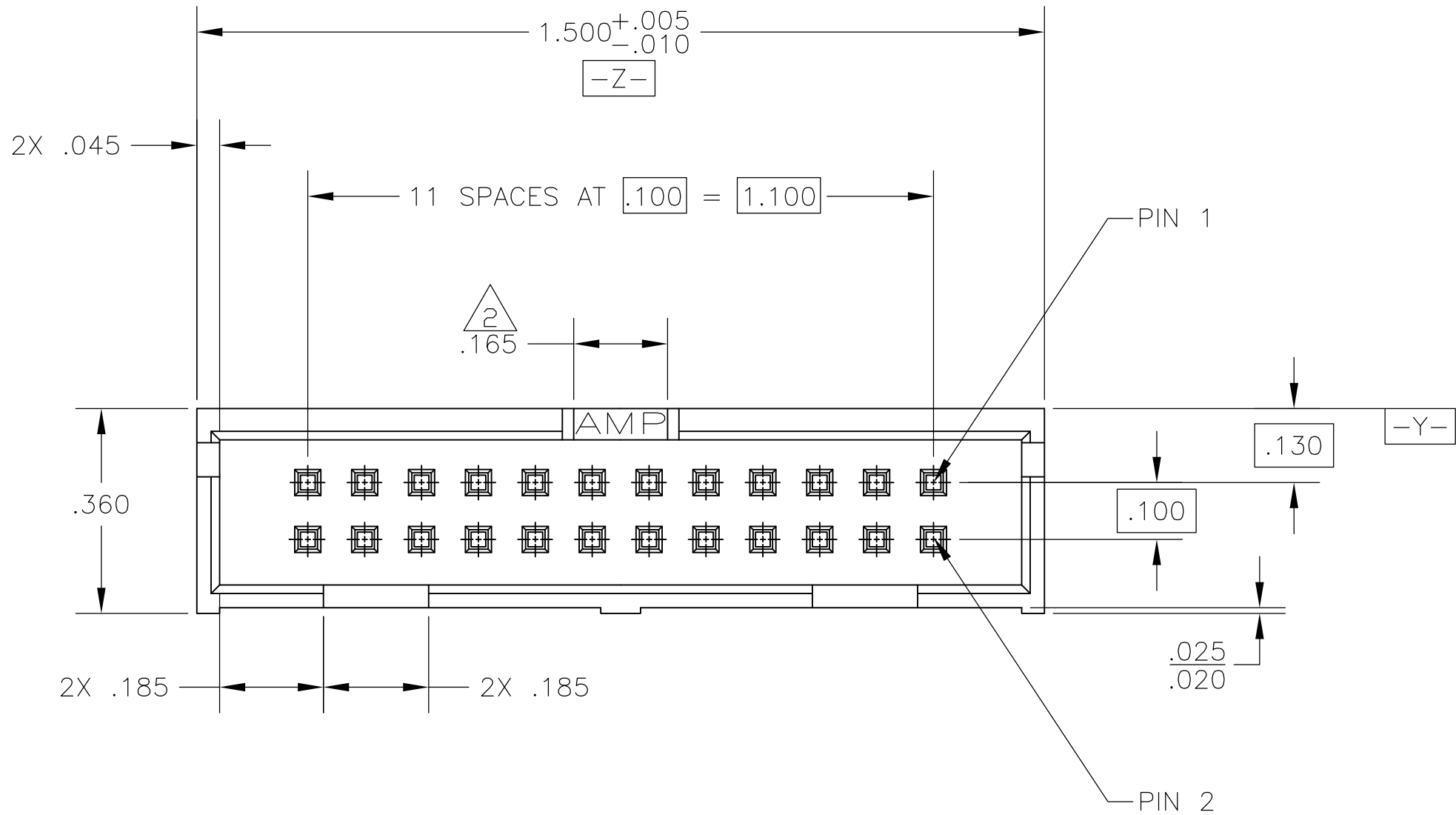
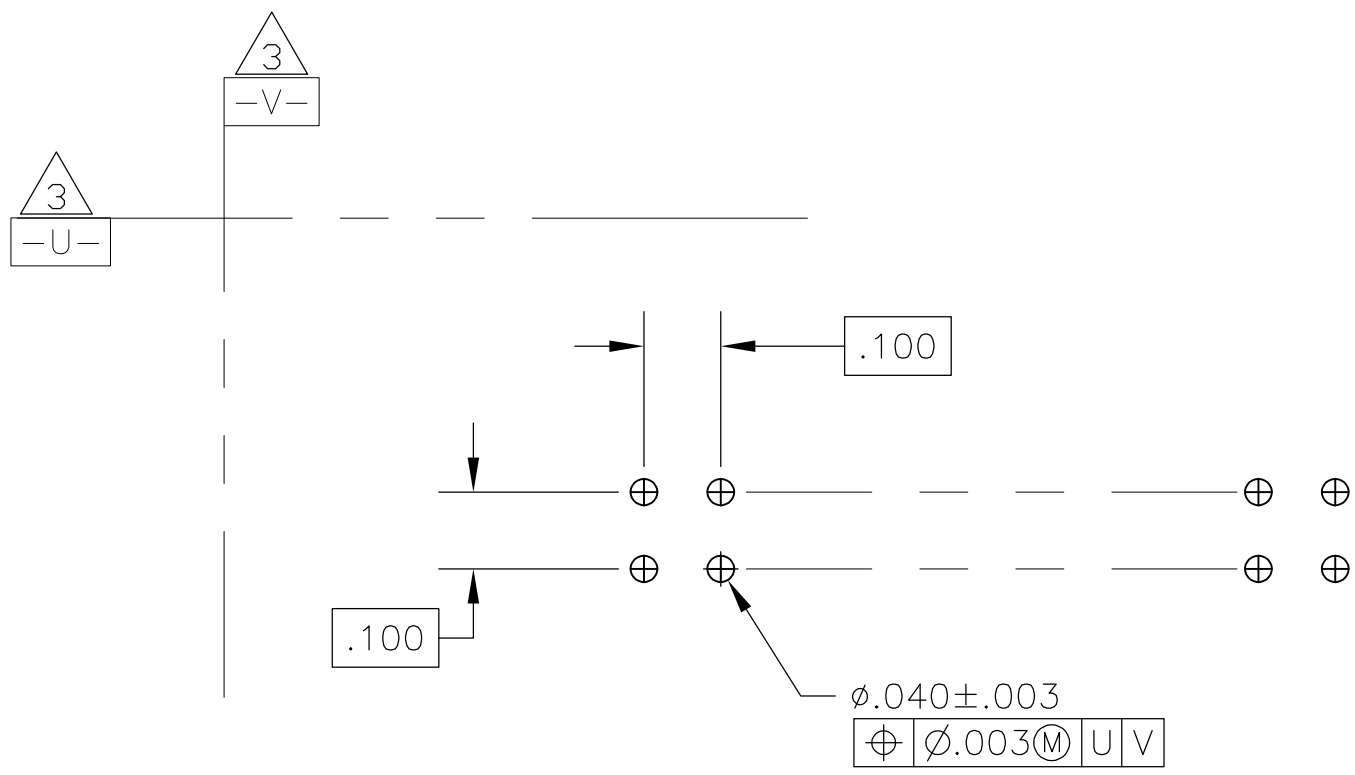
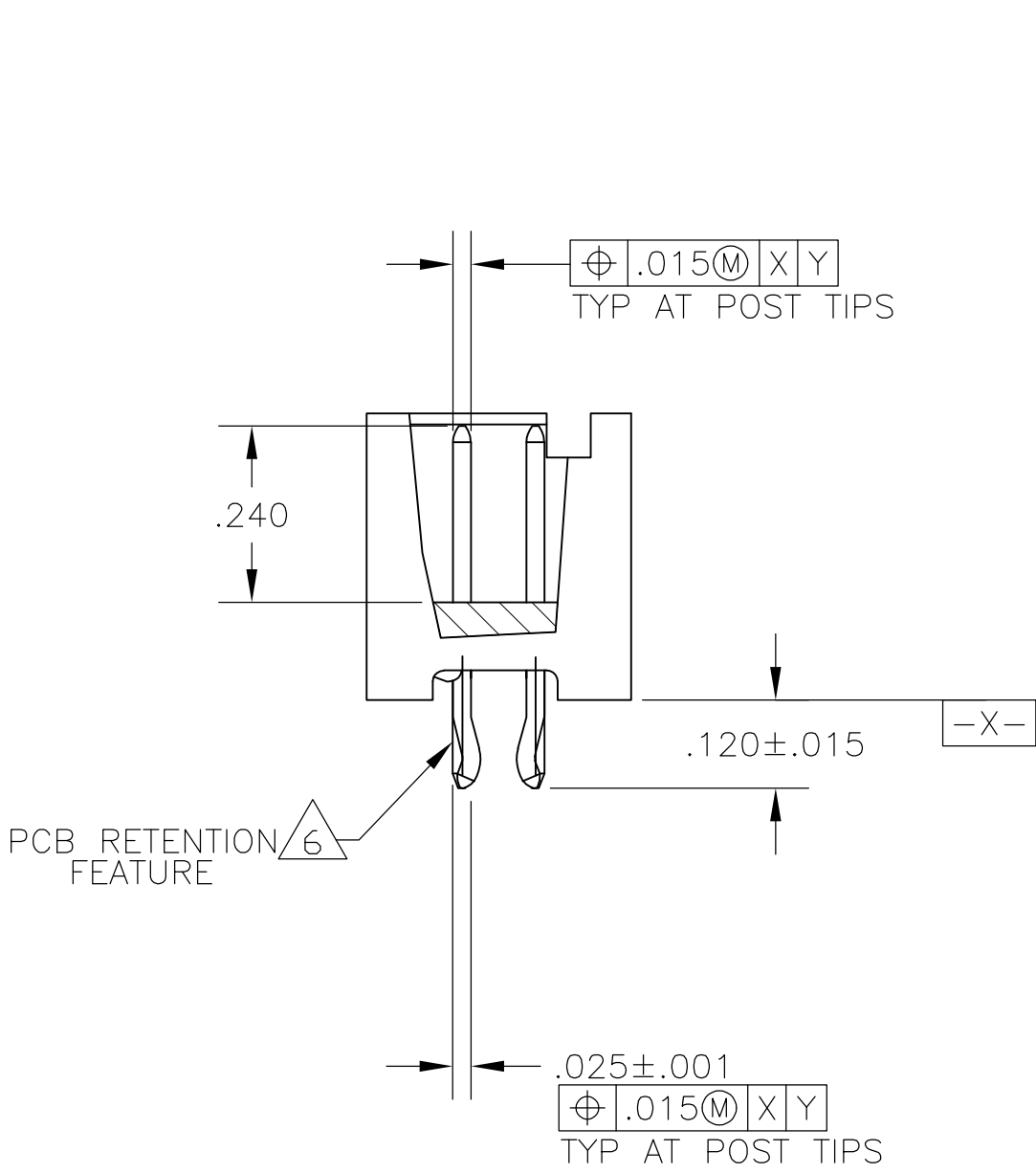
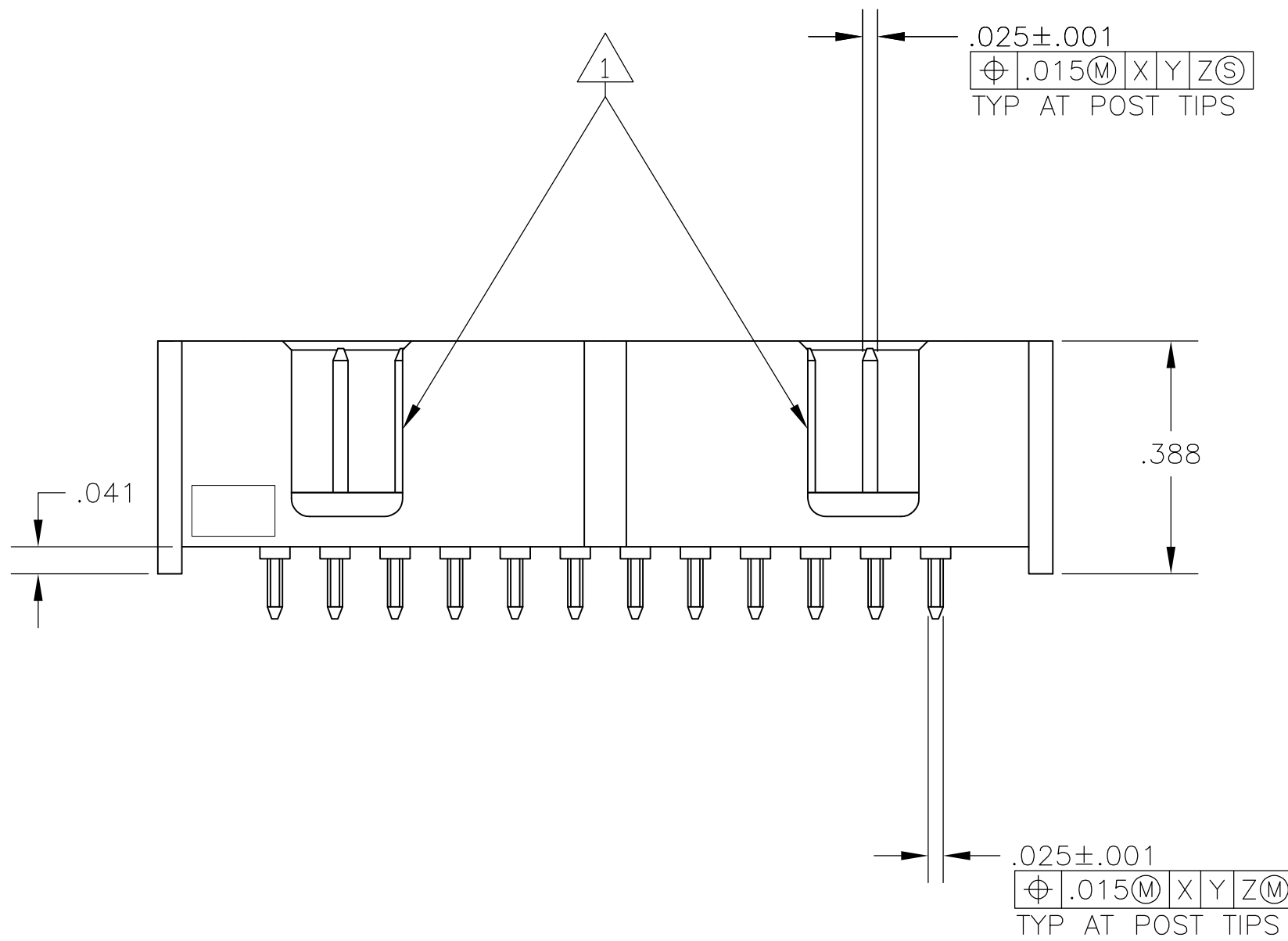


LOC		DIST		REVISIONS						
GP		00		P	LTR	DESCRIPTION		DATE	DWN	APVD
			E	REVISED PER ECO-11-003735				16MAR2011	CJV	SLB



- 1 DOUBLE BAR POLARIZATION SLOTS.
- 2 CENTER POLARIZATION SLOT.
- 3 DATUMS U AND V TO BE ESTABLISHED BY THE CUSTOMER.
- 4 HOUSING: GLASS FILLED PPA, UL 94V-0, COLOR: BLACK. POSTS: BRASS.
- 5 POSTS: GOLD FLASH OVER PALLADIUM-NICKEL PLATE, .000015 MIN TOTAL ON THE MATING SURFACES, .000100 MIN TIN PLATE ON THE SOLDER-TAILS, .000050 MIN NICKEL UNDERPLATE ON THE ENTIRE POST.
-OR-
.000015 MIN GOLD PLATE ON THE MATING SURFACES, .000100 MIN TIN PLATE ON THE SOLDER-TAILS, .000050 MIN NICKEL UNDERPLATE ON THE ENTIRE POST.
- 6 THE RETENTION FREATURE ON THE SOLDER-TAILS WAS DESIGNED FOR A PCB THICKNESS OF .062±.007. THIS FEATURE APPLIES ONLY TO THE SOLDER-TAILS LOCATED ON THE END POSITIONS THE CONNECTOR (4 PLACES).
- 7. PACKAGED IN SINGLE TUBES.



RECOMMENDED PCB LAYOUT

24	1888208-5
NO OF POS	PART NUMBER

THIS DRAWING IS A CONTROLLED DOCUMENT.		DWN C. LAUBACH CHK J. GERACE APPD M. WALMSLEY	19 DEC 05 19 DEC 05 19 DEC 05	Tyco Electronics Corporation Harrisburg, PA 17105-3608	
DIMENSIONS: INCHES		TOLERANCES UNLESS OTHERWISE SPECIFIED:		NAME	
0 PLC ± -		1 PLC ± -		PRODUCT SPEC	
2 PLC ± -		3 PLC ± .005		APPLICATION SPEC	
4 PLC ± -		ANGLES ± -		SIZE	
MATERIAL		FINISH		WEIGHT	
4		5		A1 00779 1888208	
CUSTOMER DRAWING		SCALE 4:1		SHEET 1 OF 1	
				REV E	

Mouser Electronics

Authorized Distributor

Click to View Pricing, Inventory, Delivery & Lifecycle Information:

[TE Connectivity:](#)

[1888208-5](#)