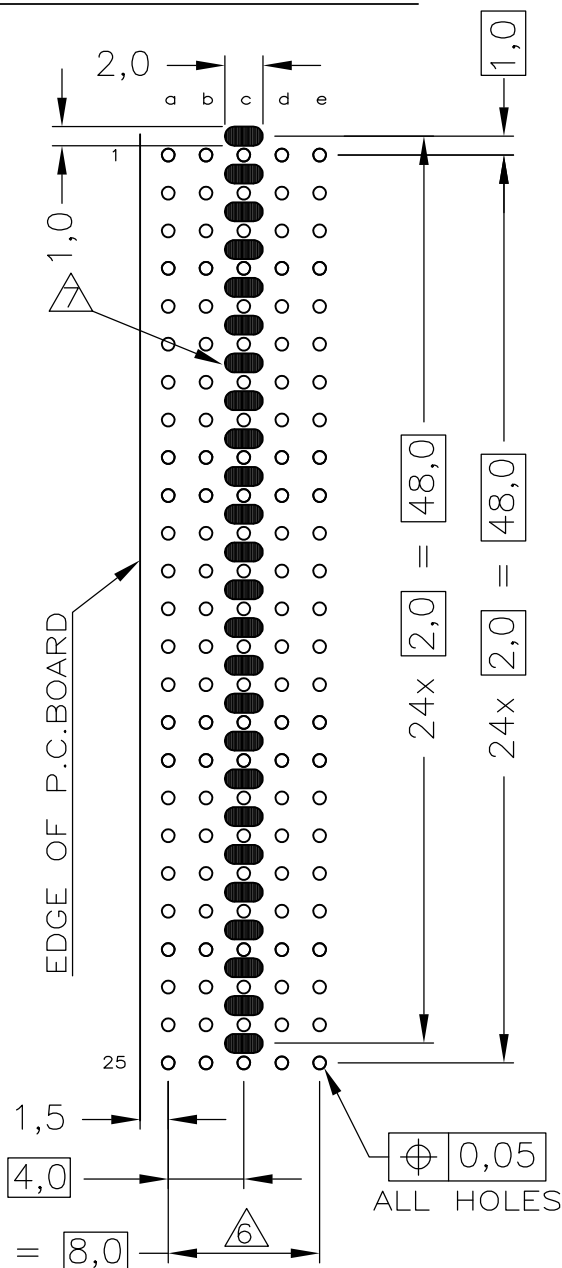


Technical drawing of a 5-pin connector assembly. The drawing shows a cross-section of the connector housing with five pins labeled 'a' through 'e' from bottom to top. The pins are connected to internal components, including a diagonal spring and a small lever. The drawing includes several dimension lines and labels:

- A vertical dimension line on the left indicates a height of 3,8.
- A horizontal dimension line at the bottom indicates a width of 5,2 REF.
- A vertical arrow on the right points to the 'CONTACT LEVEL'.
- A horizontal arrow at the bottom points to the 'REFERENCE LINE'.
- The 'ACTION PIN AREA' is labeled on the left side.
- The 'CONTACT AREA' is labeled on the right side.
- Each pin is connected to a terminal labeled '1' in a circle.




CONTACT LAYOUT




	a	b	c	d	e
1	1	1	1	1	1
2	1	1	1	1	1
3	1	1	1	1	1
4	1	1	1	1	1
5	1	1	1	1	1
6	1	1	1	1	1
7	1	1	1	1	1
8	1	1	1	1	1
9	1	1	1	1	1
10	1	1	1	1	1
11	1	1	1	1	1
12	1	1	1	1	1
13	1	1	1	1	1
14	1	1	1	1	1
15	1	1	1	1	1
16	1	1	1	1	1
17	1	1	1	1	1
18	1	1	1	1	1
19	1	1	1	1	1
20	1	1	1	1	1
21	1	1	1	1	1
22	1	1	1	1	1
23	1	1	1	1	1
24	1	1	1	1	1
25	1	1	1	1	1

NOTES:

- | | | |
|---|---|--|
| 1 | MATERIAL HOUSING | : GREY GLASSFILLED POLYESTER
UL-RATING V0 |
| | CONTACT | : PHOSPHORBRONZE |
| | REDUCED CROSS-TALK SHIELD: | PHOSPHORBRONZE |
| 2 | GENERAL CONTACT PLATING SPECIFICATION: UNDERPLATING (ENTIRE CONTACT):
1,27μm NICKEL MIN. AND ACTION PIN: 0,5μm TIN MIN.
FOR PLATING OF MATING SURFACES SEE APPLICABLE SPECIFICATION
REFERENCE FOR EACH DASH NUMBER.
REDUCED CROSS-TALK SHIELD PLATING: GOLD FLASH OVER 1,27μm NICKEL MIN. | |
| 3 | CONFORMS TO ALL TESTING ACCORDING IEC 61076-4-101
PERFORMANCE LEVEL 2. | |
| 4 | CONNECTOR ASSEMBLY WITH LATCH HINGE FOR CABLE CONNECTOR. | |
| 5 | CONNECTOR PRINTED WITH PARTNUMBER AND DATECODE | |
| 6 | PLATED-THROUGH HOLES AT 2x2mm SQUARE GRID. | |
| 7 | PLATED SPOT ONLY ON COMPONENT SIDE, FORMING ONE CONTACT
WITH PLATED THROUGH HOLES OF ROW C | |

	1-5352272-1 
	5352272-1
CONTACT FINISH	PART NUMBER

THIS DRAWING IS A CONTROLLED DOCUMENT.		DWN K.N.KIRAN	23AUG2004	 Tyco Electronics Corporation s-HertogenBosch, Netherlands,		
		CHK B.MOOIJ	23DEC2004			
DIMENSIONS: mm	TOLERANCES UNLESS OTHERWISE SPECIFIED: 0 PLC + - 1 PLC + - 2 PLC + - ±0.2 3 PLC + - 4 PLC + - ANGLES ± -	APVD B.MOOIJ	23DEC2004	NAME Z-PACK 2mm HM TYPE B 125 POS. RIGHT ANGLE MALE CONNECTOR WITH REDUCED CROSS-TALK SHIELDS		
		PRODUCT SPEC 108-19082 APPLICATION SPEC 114-19029				
MATERIAL -	FINISH -	WEIGHT -	SIZE A2	CAGE CODE 00779	DRAWING NO C-5352272	RESTRICTED TO -
CUSTOMER DRAWING			SCALE 5:1	SHEET 1 OF 1	REV D	

Mouser Electronics

Authorized Distributor

Click to View Pricing, Inventory, Delivery & Lifecycle Information:

[TE Connectivity:](#)

[5352272-1](#)