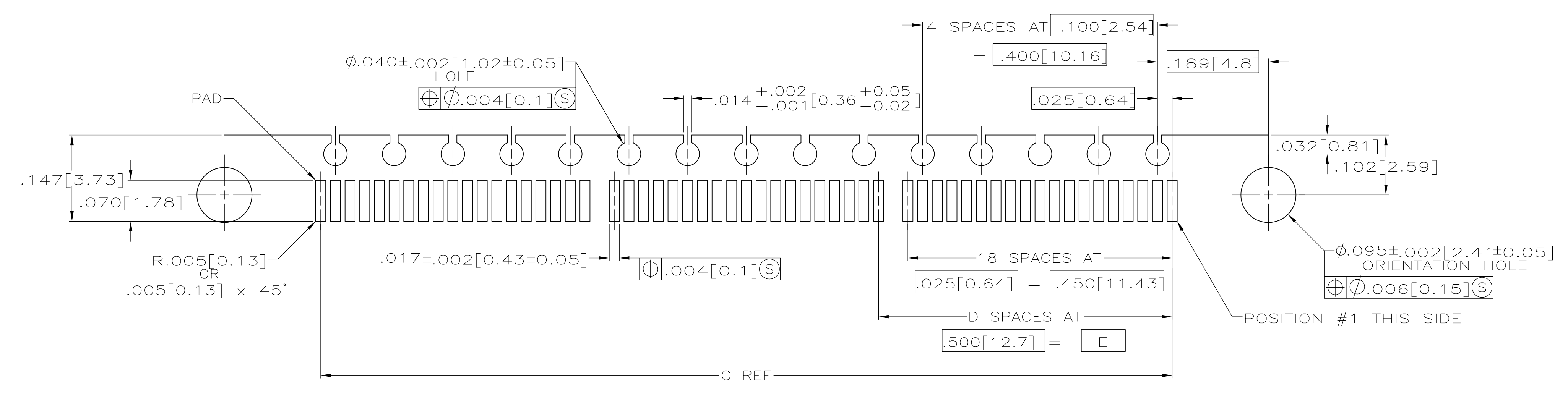
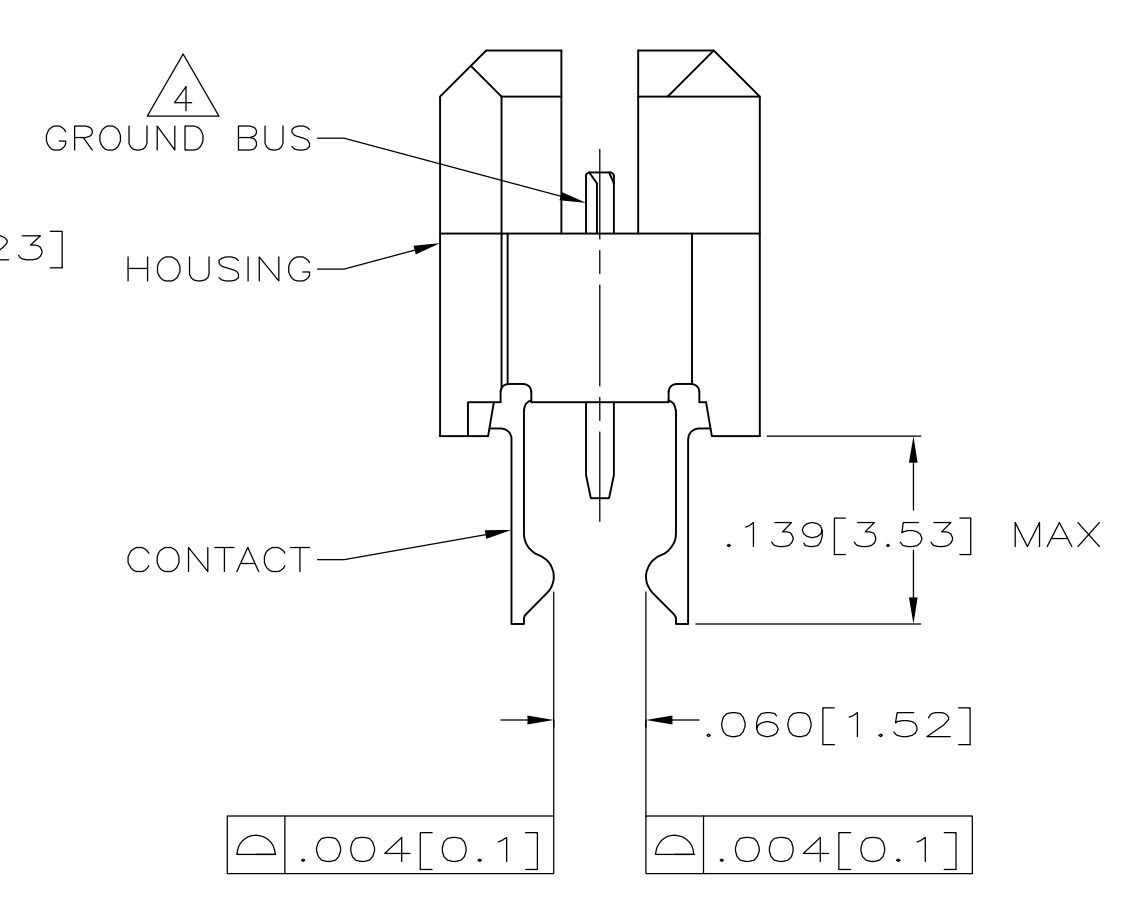
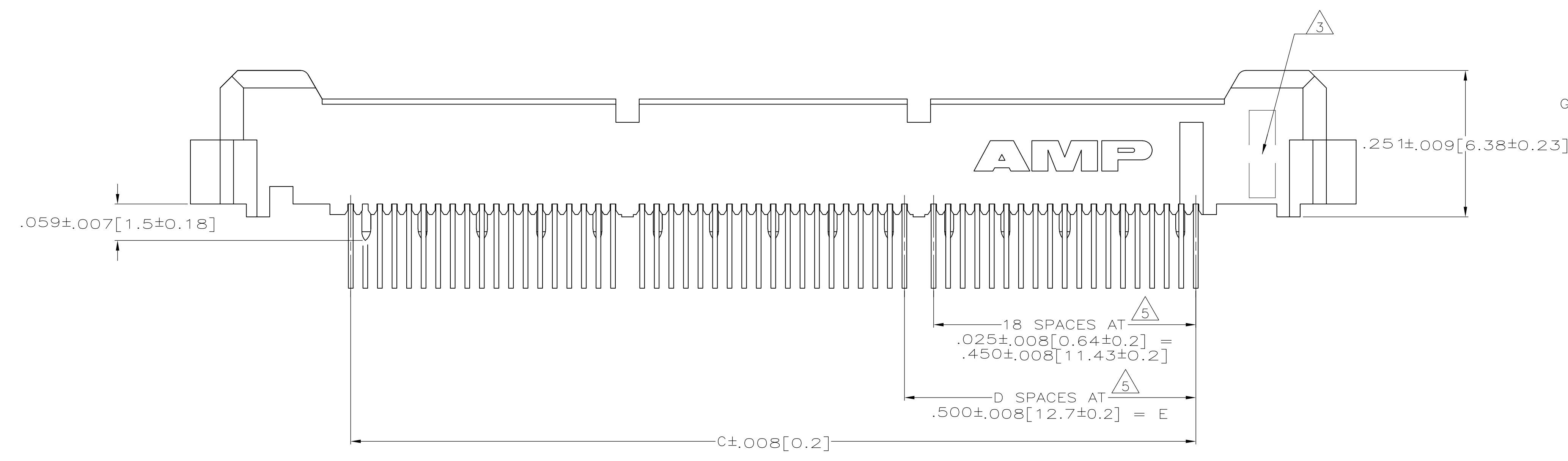


- 1 HOUSING: LIQUID CRYSTAL POLYMER, COLOR BLACK.  
CONTACTS: HIGH RELIABILITY COPPER ALLOY.  
GROUND BUSES: BRASS, UNS C26000
- 2 CONTACTS & GROUND BUSES: NICKEL UNDERPLATE ALL OVER,  
MATING SURFACE PLATED TO MEET LEVEL 1 PERFORMANCE  
REQUIREMENTS OF TE PRODUCT SPECIFICATION 108-1422,  
SOLDER TAILS PLATED TIN-LEAD.
- 3 DATE CODE MARKED IN AREA INDICATED ON SAME SIDE AS POSITION #1.
- 4 ONE GROUND BUS WITH 5 TAILS PER EACH MODULE.
- 5 TOLERANCE NON-ACCUMULATIVE.



RECOMMENDED PC BOARD LAYOUT  
(MIRROR IMAGE ON OPPOSITE SIDE)

3.000 [76.2]	6	3.450 [87.63]	3.898 [99]	4.000 [101.6]	266	767006-7
2.500 [63.5]	5	2.950 [74.93]	3.398 [86.31]	3.500 [88.9]	228	767006-6
2.000 [50.8]	4	2.450 [62.23]	2.898 [73.61]	3.000 [76.2]	190	767006-5
1.500 [38.1]	3	1.950 [49.53]	2.398 [60.91]	2.500 [63.5]	152	767006-4
1.000 [25.4]	2	1.450 [36.83]	1.898 [48.21]	2.000 [50.8]	114	767006-3
.500 [12.7]	1	.950 [24.13]	1.398 [35.51]	1.500 [38.1]	76	767006-2
.000 [0]	0	.450 [11.43]	.898 [22.81]	1.000 [25.4]	38	767006-1
E	D	C	B	A	NO OF POS	PART NUMBER

THIS DRAWING IS A CONTROLLED DOCUMENT.		DIN	18NOV97	TE Connectivity	
DIMENSIONS: INCHES		J. GERACE	18NOV97	S. STRICKLER	
TOLERANCES UNLESS OTHERWISE SPECIFIED:		APVD	18NOV97	NAME	
0. PLC	± -	A. MONK			
1. PLC	± -	PRODUCT SPEC			
2. PLC	± -	108-1422			
3. PLC	± .005(0.13)	APPLICATION SPEC			
4. PLC	± -	114-13088			
ANGLES	± -	SIZE			
MATERIAL		WEIGHT		DRAWING NO	
FINISH		A1		00779	
CUSTOMER DRAWING		SCALE		SHEET	
		8:1		1 OF 1	
				REV	
				Z1	

# Mouser Electronics

Authorized Distributor

Click to View Pricing, Inventory, Delivery & Lifecycle Information:

[TE Connectivity:](#)

[767006-5](#)