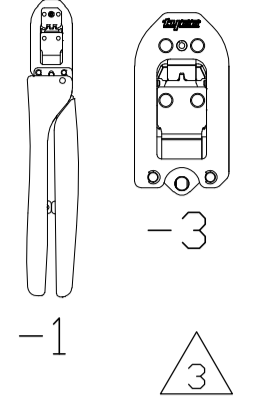
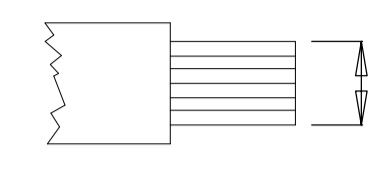
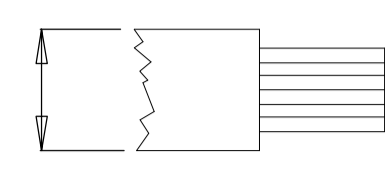
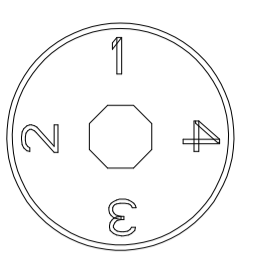
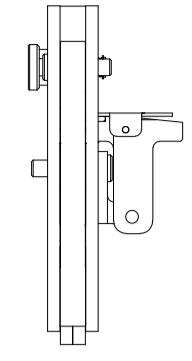
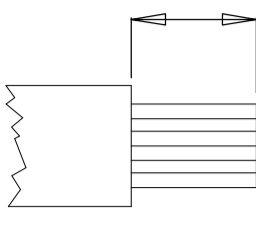

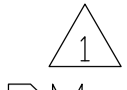
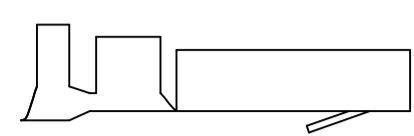
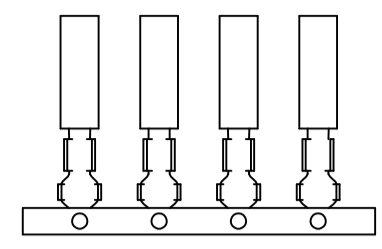


DIMENSIONING AND TOLERANCING PER ASME Y14.5M (ISO STANDARDS). THIS DRAWING IS A CONTROLLED DOCUMENT.

TOOL NUMBER 	WIRE SIZE mm <sup>2</sup> [AWG] 	INSULATION DIAMETER mm [in.] 	INSUL. ADJ. 	FLIP LOCATOR 	STRIP LENGTH mm [in.] 	CRIMP HEIGHT mm [in.] 	CONTACT PART NUMBERS  LOOSE PIECE AND STRIP FORM		LOOSE PIECE COLOR CODE	CONTACT DESCRIPTION	APPLIC. SPECIF.
											
							PIN	SOCKET			
91503-1 91503-3	0.08 - 0.20 [28-24] 0.2 - 0.6 [24-20]	0.76-1.02 [.030-.040] 1.27-1.52 [.050-.060]	YES	YES	2.54 ± 0.25 [.100 ± .010]	0.71 ± 0.05 [.028 ± .002] 0.75 ± 0.05 [.0295 ± .0020]	66507-[ ] 66506-[ ]	66505-[ ] 66504-[ ]	BLUE RED	AMPLIMITE HD-20 Contacts	114-10000
91513-1 91513-3	0.32 - 0.60 [22-20] 0.8 - 0.9 [18]	1.73 [.068 MAX]	NO	NO	2.92 ± 0.25 [.115 ± .010]	0.89 ± 0.05 [.035 ± .002] 1.18 ± 0.05 [.044 ± .002]	745229-[ ]	745230-[ ]	GREEN GREEN	AMPLIMITE HD-20 Contacts (no insulation crimp)	114-10000
91520-1 91520-3	0.08- 0.15 [28-26] 0.2 - 0.38 [24-22]	0.76-1.02 [.030-.040]	YES	NO	4.06 ± 0.38 [.160 ± .015]	0.69 ± 0.05 [.027 ± .002] 0.79 ± 0.05 [.031 ± .002]	748333-[ ]	748610-[ ]	GREEN GREEN	AMPLIMITE HD-22 Contacts	114-10001
91525-1 91525-3	0.12 - 0.24 [26-24] 0.32 - 0.38 [22]	1.27 MAX [.050 MAX]	YES	NO	2.54 ± 0.25 [.100 ± .010]	0.76 ± 0.05 [.030 ± .002] 0.88 ± 0.05 [.0345 ± .0020]	745254-[ ]	745253-[ ]	YELLOW YELLOW	AMPLIMITE HD-20 Contacts	114-10000
91548-1 91548-3	0.08 - 0.24 [28-24] 0.2 - 0.6 [24-20]	1.73 [.068 MAX]	NO	NO	2.92 ± 0.25 [.115 ± .010]	0.71 ± 0.05 [.028 ± .002] 0.75 ± 0.05 [.0295 ± .0020]	205310-[ ] 205202-[ ]	205311-[ ] 205201-[ ]	BLUE RED	AMPLIMITE HD-20 Contacts (no insulation crimp)	114-10000
91549-1 91549-3	0.08 - 0.24 [28-24] 0.08 - 0.24 [28-24]	1.27-1.52 [.050-.060] 0.76-1.02 [.030-.040]	YES	NO	2.54 ± 0.25 [.100 ± .010]	0.71 ± 0.05 [.028 ± .002] 0.71 ± 0.05 [.028 ± .002]	66682-[ ] 66507-[ ]	66683-[ ] 66505-[ ]	BLACK BLUE	AMPLIMITE HD-20 Contacts	114-10000

 LIST OF APPLIED CONTACT PART NUMBERS MAY NOT BE COMPLETE AND IS SUBJECT TO CHANGE. FOR CURRENT INFORMATION, CONTACT THE TOOLING ASSISTANCE CENTER : 1-800-722-1111.

2. AMP, AMPLIMITE, and CERTI-CRIMP are trademarks.

 -1 IS A CERTICRIMP II HAND TOOL ASSEMBLY. -3 IS A CERTICRIMP II HEAD SUB-ASSEMBLY.

4. THE HAND TOOL INSTRUCTION SHEET, ALSO KNOWN AS AN "IS", FOR MOST CERTI-CRIMP II TOOLS USE IS 408-8547. IF THE TOOL HAS A FLIP LOCATOR USE IS 408-10414.

## CERTI-CRIMP II DATA SHEET

DRN	M. YOUNGER	21FEB2012	MATERIAL	-	HEAT TREAT	-
CHK	B.A. WOLFE	22FEB2012				
APVD	B.A. WOLFE	22FEB2012				
NAME	CERTI-CRIMP II TOOL DATA SHEET					
	AMPLIMITE CONTACT FAMILY					
SCALE	SIZE	DRAWING NO	SHEET	OF	REV	
-	A1	1583002	1	1	A1	

DIMENSIONS:	mm	0 PLC ± -	1 PLC ± -	2 PLC ± -	3 PLC ± -	4 PLC ± -
TOLERANCES UNLESS OTHERWISE SPECIFIED:						
ANGLES:						
SURFACE TEXTURE:						

REV	DESCRIPTION	DATE	BY	APP
A1	REVISED - NEW FORMAT	2-2012	MY	BAW
P	LTR	REVISION RECORD	DATE	OWN

LOC A  
 DIST 00

# Mouser Electronics

Authorized Distributor

Click to View Pricing, Inventory, Delivery & Lifecycle Information:

[TE Connectivity:](#)

[91520-1](#)