



(2.54 mm) .100"

SMT .025" SQ POST HEADER

Board Mates:
SSW, SSQ, SSM, BSW, ESW,
ESQ, BCS, SLW, CES, HLE

Cable Mates:
IDSS, IDSD

SPECIFICATIONS

For complete specifications and recommended PCB layouts see www.samtec.com?TSM

Insulator Material:
Black Liquid Crystal Polymer

Terminal Material:
Phosphor Bronze

Plating:
Au or Sn over 50 μ" (1.27 μm) Ni

Operating Temp Range:
-55 °C to +105 °C with Tin;
-55 °C to +125 °C with Gold

Voltage Rating:
475 VAC -SV/-DV mated with BCS or SSM

RoHS Compliant: Yes

MATES	CURRENT RATING (PER PIN)
TSM/SSW	4.7 A
TSM/SSM	5.4 A
TSM/HLE	4.1 A
2 PINS POWERED	

PROCESSING

Lead-Free Solderable: Yes

-DH/-SH Lead Coplanarity:
(0.15 mm) .006" max (02-36)*

-DV/-SV Lead Coplanarity:
(0.10 mm) .004" max (02-05)
(0.13 mm) .005" max (06-10)*
(0.15 mm) .006" max (11-36)*
*(.004" stencil solution may be available; contact IPG@samtec.com)

RECOGNITIONS

For complete scope of recognitions see www.samtec.com/quality




ALSO AVAILABLE (MOQ Required)

- Edge Mount and Locking Clips for -SV
- Solder Locks for -DH and Shrouds for -DV
- Other platings

Note:
Some lengths, styles and options are non-standard, non-returnable.


TSM-116-02-S-DV-LC



TSM-121-01-T-SV




TSM-126-02-L-DH-K



TSM-115-01-T-SH-A

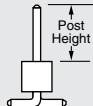


TSM-110-01-T-DV

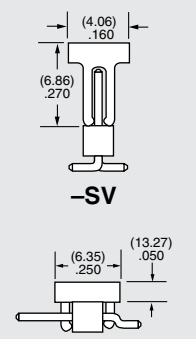


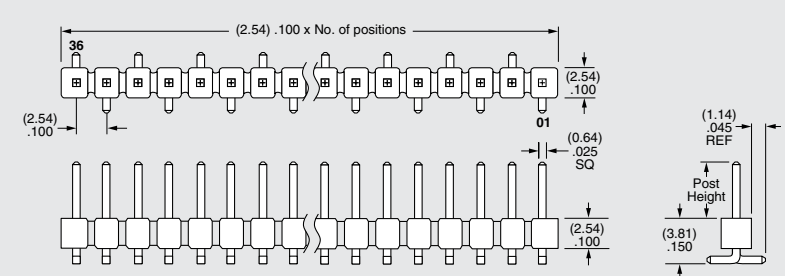
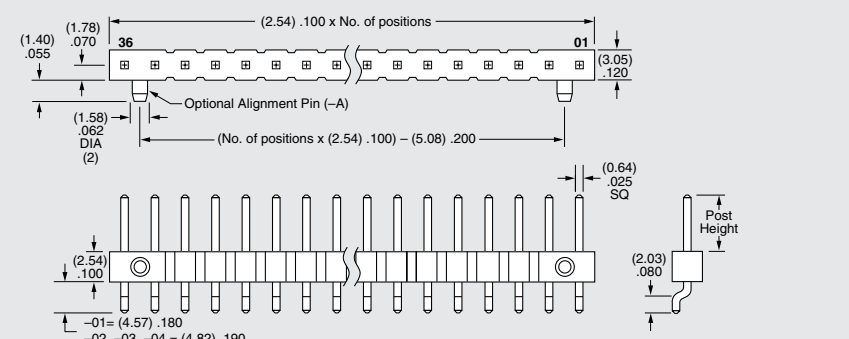
TSM SERIES

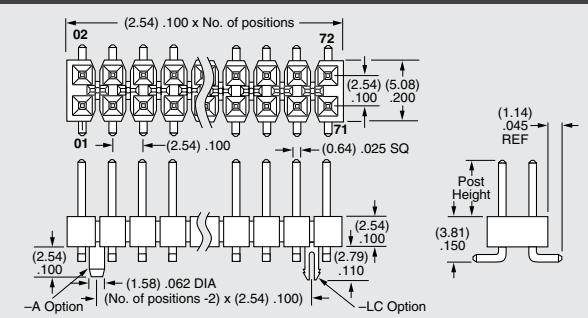
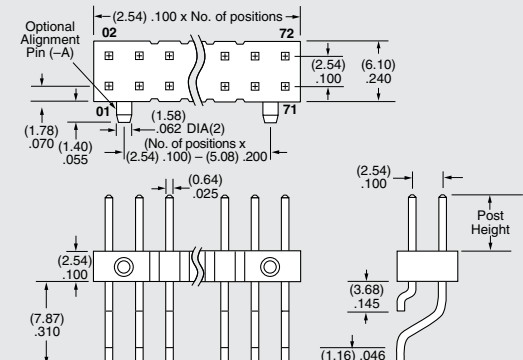
TSM	1	NO. PINS PER ROW	LEAD STYLE	PLATING OPTION	ROW OPTION
		02 thru 36			

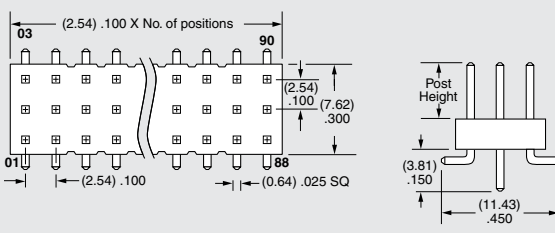
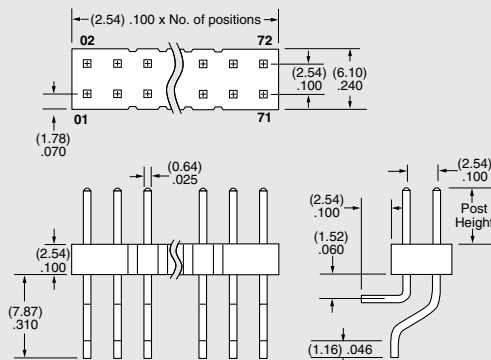
	-01 = .230" (5.84 mm) Post Height (Mates with SSW, BCS, SSM, IDSS, IDSD)
	-02 = .320" (8.13 mm) Post Height (Mates with SSM -DH)
	-03 = .420" (10.67 mm) Post Height (For Bottom Mount & Pass Through)
	-04 = .120" (3.05 mm) Post Height (Mates with SLW, CES, HLE)

-F = Gold flash on post, Matte Tin on tail
-L = 10 μ" (0.25 μm) Gold on post, Matte Tin on tail
-S = 30 μ" (0.76 μm) Gold on post, Matte Tin on tail
-T = Matte Tin

OTHER OPTIONS			
-A = Alignment Pin metal or plastic at Samtec discretion (Not available with -TM or -MT) (02 positions min.) (Not available with -LC)	-K = (6.50 mm) .256" DIA Polyimide Film Pick & Place Pad (-SH: 4 positions minimum without -TR; 2 & 3 positions available with -TR) (-DH: 4 positions minimum without -TR)	-P = Plastic Pick & Place Pad (-DV: 4 positions minimum without -TR; 2 & 3 positions available with -TR) (-SH: 4 positions minimum without -TR; 2 & 3 positions available with -TR) (-DH: 5 positions minimum without -TR) (-SV: 4 positions minimum without -TR; 2 & 3 positions available with -TR)	 -SV -SH & -DH
-LC = Locking Clip (Not available with -TM) (3 positions min.) (Not available with -A) (Manual placement required)	-“XXX” = Polarized Position		-TR = Tape & Reel Packaging -SV: 02-22 positions, -DV: 02-28 positions, -SH: 02-30 positions, -DH: 02-29 positions (Not available with -MT or -TM)
			-FR = Full Reel Tape & Reel (must order maximum quantity per reel; contact Samtec for quantity breaks) -SV: 02-22 positions, -DV: 02-28 positions, -SH: 02-30 positions, -DH: 02-29 positions (Not available with -MT or -TM)

-SV = Single Row Vertical Pin

-SH = Single Row Horizontal Pin


-DV = Double Row Vertical Pin

-DH = Double Row Horizontal Pin (Style -01, -02 or -03 only)


-TM = Triple Row Vertical Mixed Technology (Style -01 only) 02 thru 30 positions only

-MT = Mixed Technology Pin (Style -01, -02 or -03 only)


Due to technical progress, all designs, specifications and components are subject to change without notice.

WWW.SAMTEC.COM

All parts within this catalog are built to Samtec's specifications.
Customer specific requirements must be approved by Samtec and identified in a Samtec customer-specific drawing to apply.

Due to technical progress, all designs, specifications and components are subject to change without notice.

WWW.SAMTEC.COM

All parts within this catalog are built to Samtec's specifications.
Customer specific requirements must be approved by Samtec and identified in a Samtec customer-specific drawing to apply.

Mouser Electronics

Authorized Distributor

Click to View Pricing, Inventory, Delivery & Lifecycle Information:

[Samtec:](#)

[TSM-121-01-T-SH-A](#)