

### VPP12-1600

#### Electrical Specifications (@25C)

- Maximum Power: 20.0VA
- Input: **Series:** 230VAC, 50/60Hz; **Parallel:** 115VAC, 50/60Hz
- Output: **Series**<sup>1</sup>: 12.6V CT @ 1.6A; **Parallel**<sup>2</sup>: 6.3V @ 3.2A
- Voltage Regulation: 25% TYP @ full load to no load
- Temperature Rise: 30C TYP (45C MAX allowed)
- Insulation Resistance: 100MΩ
- Hipot: 4000VAC between primary to secondary and windings to core.
- Recommended Fuse<sup>3</sup>:  
 Series: Littelfuse p/n 313 2HXP, 2.0A 250V, slow blow, ¼ x 1 ¼ or,  
 Cooper Bussmann p/n BK/MDL-2, 2A 250V, ¼ x 1 ¼  
 Parallel: Littelfuse p/n 313 4HXP, 4.0A 250V, slow blow, ¼ x 1 ¼ or,  
 Cooper Bussmann p/n BK/MDL-4, 4A 250V, ¼ x 1 ¼

#### Construction:

Dual bobbin construction with an insulated shroud, both made of a high temperature material that exceeds UL flammability requirements.

#### Safety:

Since the dual bobbin construction effectively reduces capacitance, electrostatic shielding is not required. World Series Transformers are designed and manufactured to meet the following agency approvals:



#### Agency File:

UL: File E53148, UL 5085-1 and 2 (formerly UL 506), General Purpose.  
 UL: File E65390, UL 5085-1 and 3 (formerly UL1585), Class 2/3.  
 CSA: File LR 221330. C22.2 NO. 66, General Purpose.  
 TUV: File R72103639, EN 60950, (IEC950) information Technology Equipment.

#### A. Dimensions: Units: In inches

A	B	C	D	E	F	G	H
1.500	1.625	.187	.400	.400	1.875	2.250	1.460

B. PIN DIM. : 0.036 SQ

C. WT Lbs. : 0.90

D. Mounting Holes: .112 dia. x 2.

#### Connections<sup>4</sup>:

**Input:** Series – Pin 1 to Pin 6, Jumper Pin 4 to Pin 3  
 Parallel – Pin 1 to Pin 6, Jumper Pin 1 to Pin 4 and Pin 3 to Pin 6

**Output:** Series – Pin 7 to Pin 12, Jumper Pin 9 to Pin 10  
 Parallel – Pin 7 to Pin 12, Jumper Pin 7 to Pin 10 and Pin 9 to Pin 12

**RoHS Compliance:** As of manufacturing date February 2005, all standard products meet the requirements of 2011/65/EU, known as the RoHS initiative.

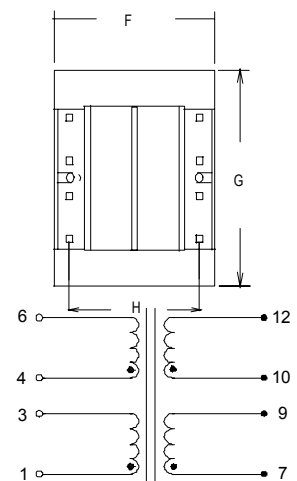
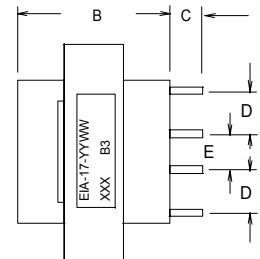
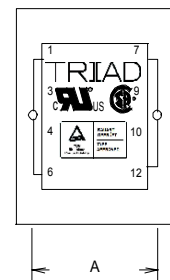
\* Upon printing, this document is considered "uncontrolled". Please contact Triad Magnetix's website for the most current version.

<sup>1</sup> Non-Inherently limited. Class 2 not wet, Class 3 wet.

<sup>2</sup> Non-Inherently limited. Class 2.

<sup>3</sup> Fuse must be used on **secondary** as conditions of acceptability for UL Class2/3 operation.

<sup>4</sup> Primary and secondary windings are designed to be connected in series or parallel. Winding are not intended to be used independently.



SCHEMATIC

# Mouser Electronics

Authorized Distributor

Click to View Pricing, Inventory, Delivery & Lifecycle Information:

[Triad Magnetics:](#)

[VPP12-1600](#)