

BS,C ,202175,239 C

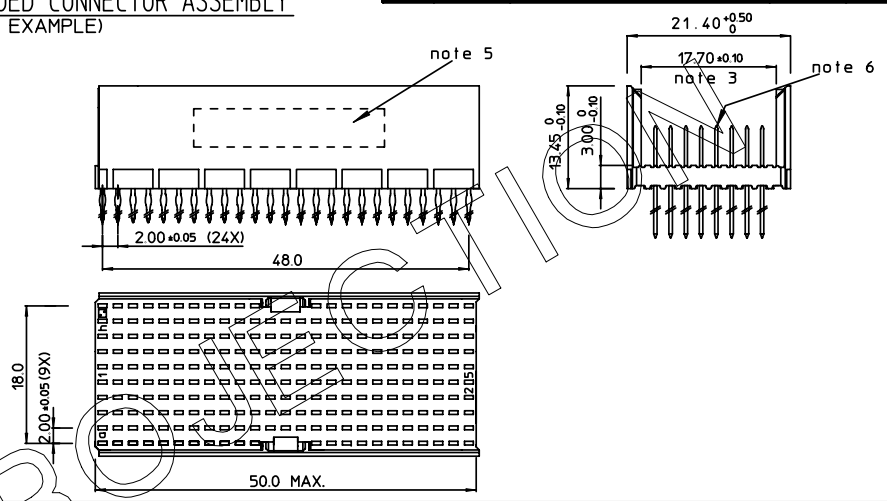
GEN. ST.	01	02	03	04	05	06	07	08	0D	50	60	70	80	90
INT. ST.	10	11	12	13	14	18	20	31	32	33	34	38	39	40

REV.	DATE	DESCRIPTION	BY	C'K'D'
A	2002-03-19	B20063	NFRET	
B	2005-10-26	105-0201	VIVEK	BKP
C	2006-08-07	106-0144	VIVEK	BKP

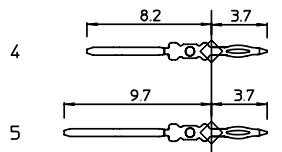
LOADING PATTERN MATING SIDE

y	0	0	0	0	0	0	0	0	0	0	0	0	0	0	0	0	0	0	0	0	0	0	0	0	0	0	0	0	0	0	0	0
h	4	0	0	4	4	0	0	4	4	4	4	4	4	0	0	0	0	0	0	0	0	0	4	4	4	4	4	4	4	4	4	4
g	4	4	4	4	4	4	4	4	4	4	4	4	4	0	0	0	0	0	0	0	0	0	4	4	4	4	4	4	4	4	4	4
f	4	4	4	5	5	4	4	5	5	4	4	5	0	0	0	0	0	0	0	0	0	5	5	5	5	5	5	5	5	5	5	5
e	4	4	4	4	4	4	4	4	4	4	4	4	0	0	0	0	0	0	0	0	0	4	4	4	4	4	4	4	4	4	4	4
d	4	4	4	4	4	4	4	4	4	4	4	4	0	0	0	0	0	0	0	0	0	4	4	4	4	4	4	4	4	4	4	4
c	4	5	5	4	4	5	5	4	4	5	5	5	0	0	0	0	0	0	0	0	5	5	5	5	5	5	5	5	5	5	5	5
b	4	4	4	4	4	4	4	4	4	4	4	4	0	0	0	0	0	0	0	0	4	4	4	4	4	4	4	4	4	4	4	4
a	4	4	4	4	4	4	4	4	4	4	4	4	0	0	0	0	0	0	0	0	4	4	4	4	4	4	4	4	4	4	4	4
z	0	0	0	0	0	0	0	0	0	0	0	0	0	0	0	0	0	0	0	0	0	0	0	0	0	0	0	0	0	0	0	0
soP	1	0	0	0	0	0	0	0	0	0	0	0	0	0	0	0	0	0	0	0	0	0	0	0	0	0	0	0	0	0	0	0

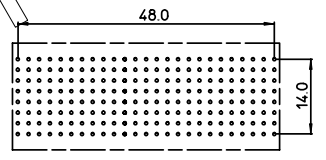
LOADED CONNECTOR ASSEMBLY (FOR EXAMPLE)



CONTACT OVERVIEW



LAY-OUT P.C.B.-HOLE



SEATING PLANE FOR CONNECTOR

LEAD FREE INDICATOR : LF = LEAD FREE (DIGIT 15 & 16)

HM2P95PDG1N0

PLATING CODE (DIGIT 13 AND 14) (REF DWG No. BS,C ,201844,003)

NOTES:

1. THIS PRODUCT IS CSA APPROVED.
2. THIS PRODUCT IS UL RECOGNIZED.
3. MEASURED AT THE BOTTOM.
4. MATERIAL CONTACT: PHOSPHORBRONZE
HOUSING: CREAM WHITE GLASS FILLED POLYESTER UL-94V0
5. CONNECTOR PRINTED WITH P/N AND DATE CODE.
6. FOR ACTUAL CONTACT LOADINGS, SEE LOADING PATTERN MATING SIDE.
7. SHAPE OF CONNECTOR HOUSING CAN ALTER DEPENDING ON PRODUCTION LOCATION.
8. THE PRODUCT (LF) MEETS EUROPEAN UNION DIRECTIVES AND OTHER COUNTRY REGULATIONS AS DESCRIBED IN GS-22-008
9. FOR RECOMMENDED PTH DIMENSIONS REFER DRAWING : BS.A ,201572,001

THIS IS OUR EXCLUSIVE PROPERTY. IT IS NOT TO BE COPIED, REPRINTED OR DISCLOSED TO A THIRD PARTY, NOR USED FOR MANUFACTURING WITHOUT OUR WRITTEN CONSENT, AND HAS TO BE RETURNED TO US IN CASE OF NO USAGE

1DEC ±0.2 2DEC ±0.1 ANGLES ±1°	APPR. DATE SIGN.	M.PACS 8R STR HDR CONN TYPE DE
WE RESERVE THE RIGHT TO CHANGE DIMENSIONS OR REQUIREMENTS WITHOUT PRIOR NOTICE.	DRAFT CHECKED 2002-03-19 M.Fret	CAT. No. HM2P95PDG1N0----
ALL DIMENSIONS IN MM	PROD. MGR. PR. ENG. MGR. PR. MGT. MGR.	www.fciconnect.com
	REFERENCES	SCALE
		BS,C ,202175,239 C
		DRAWING No. CUSTOMER DRAWING REVISION

Mouser Electronics

Authorized Distributor

Click to View Pricing, Inventory, Delivery & Lifecycle Information:

[FCI / Amphenol:](#)

[HM2P95PDG1N0N9LF](#)