

Frontpanel Switch / Momentary Action, Medium Stroke, 10 mm



See below:
[Approvals and Compliances](#)

Description

- Available in version square or round in different colours
- non-illuminated or illuminated
- 1- or 2-pole Frontpanel and PCB Mounting
- Solder, THT or solder lugs

Unique Selling Proposition

- Absolute reliability and simple assembly
- Compact design with very small mounting depth
- Good illumination

Weblinks

[html-datasheet](#), [General Product Information](#), [CAD-Drawings](#), [Product News](#), [Detailed request for product](#)

Technical Data

Electrical Data

Switching Voltage	min. 100 mVAC/DC , max. 48 VAC / 48 VDC
Switching Current	max. 200 mA
Lifetime	> 100'000 actuations at Rated Switching Capacity 1.2 W
Contact Resistance	< 20 mΩ < 25 mΩ after lifetime
Insulation Resistance	> 10'000 MΩ
Duration of Bounce	typ. 0.5 ms

Mechanical Data

Actuating Force	1.2 ± 0.6 N
Actuating Travel	1.3 ± 0.5 mm
End Actuating Travel	2.9 ± 0.5 mm
End Stop Strength	> 50 N
Lifetime	> 100'000 actuations

Climatical Data

Operating Temperature	illuminated -25 °C to 60 °C
	non-illuminated -25 °C to 85 °C
Storage Temperature	illuminated -25 °C to 60 °C
	non-illuminated -25 °C to 85 °C
IP-Protection	IP 40

Other Data

Solderability	235 °C / 2 sec (IEC 60068-2-20 Test Ta Method 1)
Resistance to Soldering Heat	260 °C / 5 sec (IEC 60068-2-20 Test Tb Method 1A)

Material

Socket	Thermoplastic (PES)
Button	Thermoplastic (PC)
Contact	CuZn37 5 µm Ag
Contact spring	CuBe37 5 µm Ag
Terminals	CuZn37 4 µm SN Pb 40

Approvals and Compliances

Detailed information on product approvals, code requirements, usage instructions and detailed test conditions can be looked up in [Details about Approvals](#)




Application standards

Application standards where the product can be used

Organization	Design	Standard	Description
	Designed for applications acc.	IEC/UL 60950	IEC 60950-1 includes the basic requirements for the safety of information technology equipment.

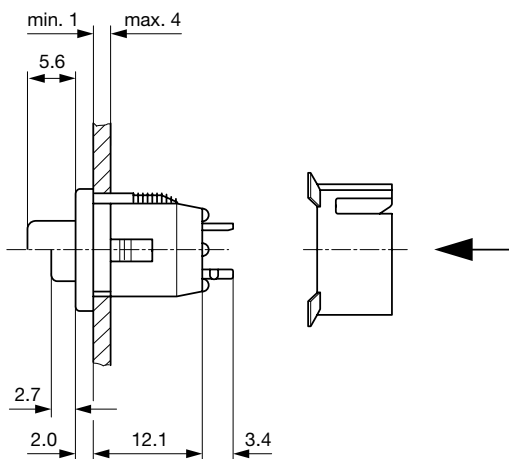
Compliances

The product complies with following Guide Lines

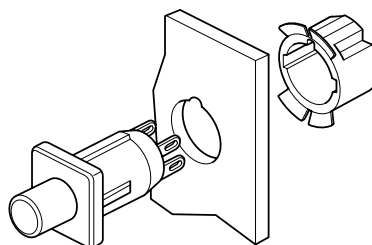
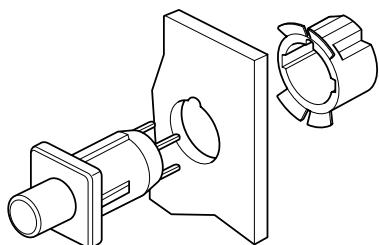
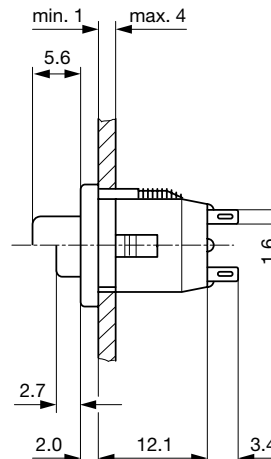
Identification	Details	Initiator	Description
	RoHS	SCHURTER AG	EU Directive RoHS 2011/65/EU
	China RoHS	SCHURTER AG	The law SJ / T 11363-2006 (China RoHS) has been in force since 1 March 2007. It is similar to the EU directive RoHS.
	REACH	SCHURTER AG	On 1 June 2007, Regulation (EC) No 1907/2006 on the Registration, Evaluation, Authorization and Restriction of Chemicals 1 (abbreviated as "REACH") entered into force.

Dimension [mm]

Small button



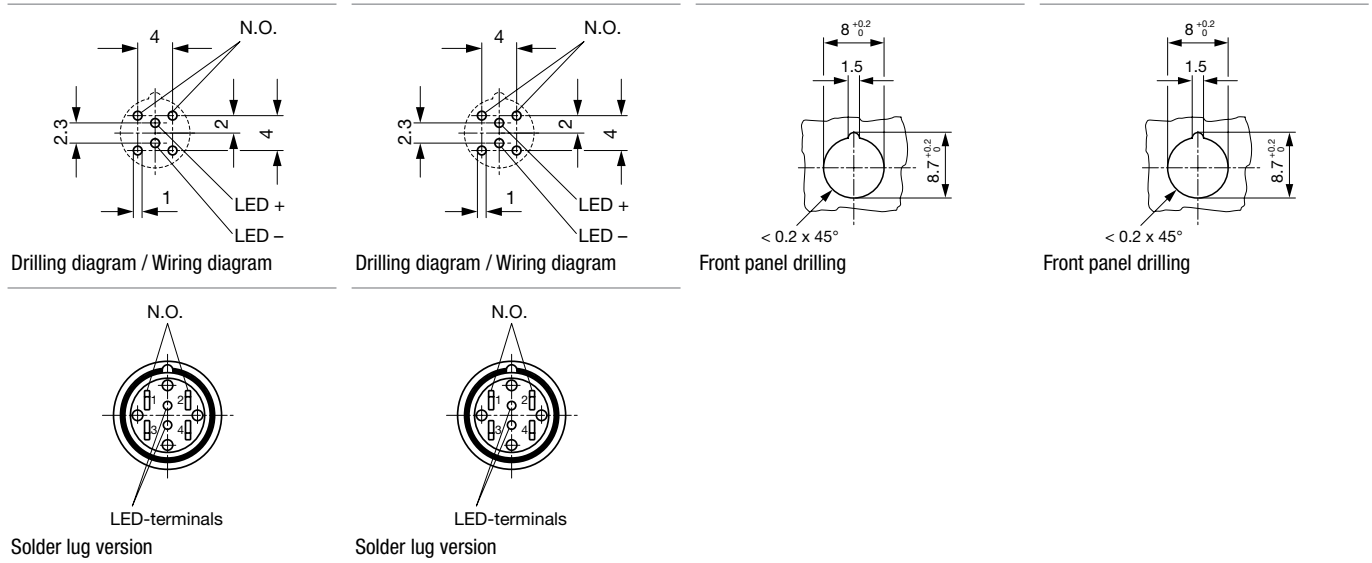
Small button with solder lugs



Small button

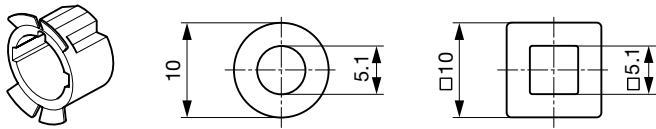
Small button with solder lugs

Dimension



Assembly Instructions

Securing clip, round bezel button, square bezel button



Necessary for front panel mounting

Diagrams

NO 1 pole

NO 2 pole



All Variants

Type	Number of Poles	Terminal	Form	Illumination	Color Button	Color LED	Color Bezel	Securing clip ¹⁾	Bestellnummer
Momentary Action Switch	1-pole	Solder lugs	round		red	-	black	●	0041.8841.3107
Momentary Action Switch	1-pole	Solder lugs	round		black	-	black	●	0041.8841.7107
Switches	2-pole	Solder lugs	round	●	red	red	black	●	0041.8857.3117
Switches	2-pole	Solder lugs	round	●	green	green	black	●	0041.8857.5127
Momentary Action Switch	1-pole	Solder, THT	round		red	-	black		0041.9141.3107

Type	Number of Poles	Terminal	Form	Illumination	Color Button	Color LED	Color Bezel	Securing clip ¹⁾	Bestellnummer
Momentary Action Switch	1-pole	Solder, THT	round	●	red	red	black		0041.9146.3117
Momentary Action Switch	1-pole	Solder, THT	round	●	green	green	black		0041.9146.5127
Switches	1-pole	Solder, THT	round	●	red	red	black		0041.9156.3117
Switches	1-pole	Solder, THT	round	●	green	green	black		0041.9156.5127
Securing clip	-	-	-		-	-	-		0850.9242

With the illuminated version, the small button is transparent

¹⁾Securing clip is included for solder lug version

■ Most Popular.

Availability for all products can be searched real-time: <https://www.schurter.com/en/Stock-Check/Stock-Check-SCHURTER>

Packaging unit 100 pcs

Mouser Electronics

Authorized Distributor

Click to View Pricing, Inventory, Delivery & Lifecycle Information:

Schurter:

[0041.8846.5127](#) [0041.8841.3107](#) [0041.8841.3307](#) [0041.8841.6107](#) [0041.8843.7107](#) [0041.8845.3107](#)
[0041.8845.4107](#) [0041.8845.7107](#) [0041.8846.3117](#) [0041.8850.5127](#) [0041.8851.1107](#) [0041.8851.3107](#)
[0041.8855.1107](#) [0041.8856.1137](#) [0041.8860.1137](#) [0041.9101.72000](#) [0041.9101.81000](#) [0041.9102.72000](#)
[0041.9105.52000](#) [0041.9105.71000](#) [0041.9105.72000](#) [0041.9141.1307](#) [0041.9141.7107](#) [0041.9143.3307](#)
[0041.9146.1337](#) [0041.9146.3117](#) [0041.9146.3317](#) [0041.9146.5127](#) [0041.9146.5327](#) [0041.9150.5127](#)
[0041.9151.3107](#) [0041.9151.7107](#) [0041.9153.3107](#) [0041.9156.5127](#) [0041.9157.1137](#) [0041.9157.5327](#)
[0041.9158.3117](#) [0041.9160.1337](#) [0041.9160.5127](#) [0041.8841.7107](#) [0041.8847.1137](#) [0041.8847.5127](#)
[0041.9141.3107](#) [0041.9147.3317](#) [0041.9151.5307](#) [0041.9160.3317](#)