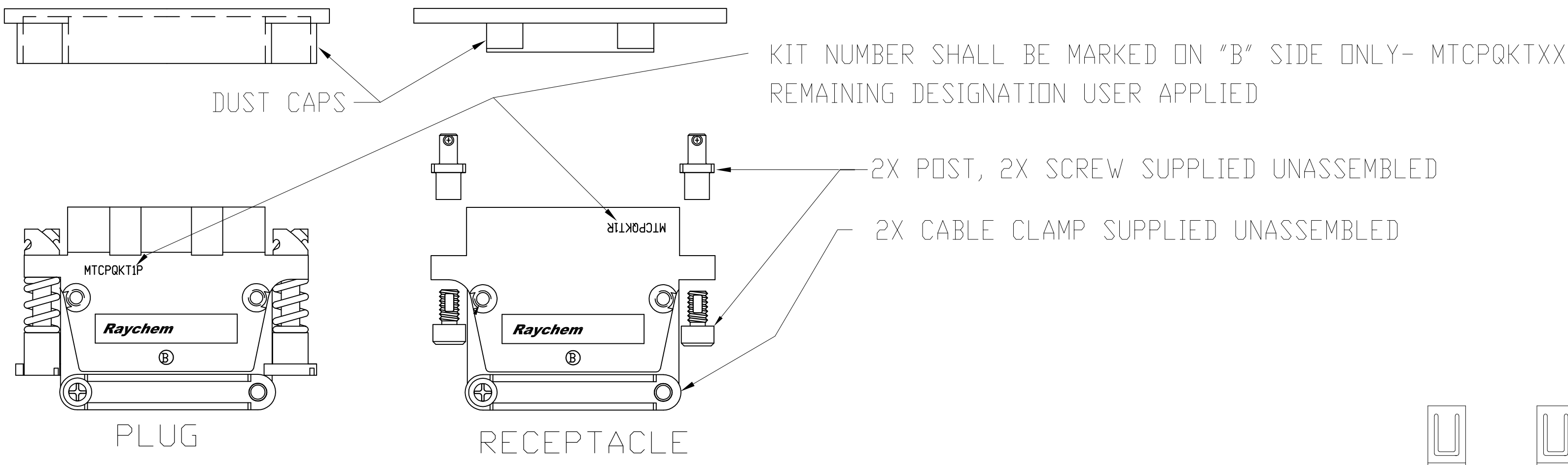


PART NO. VARIABLES:

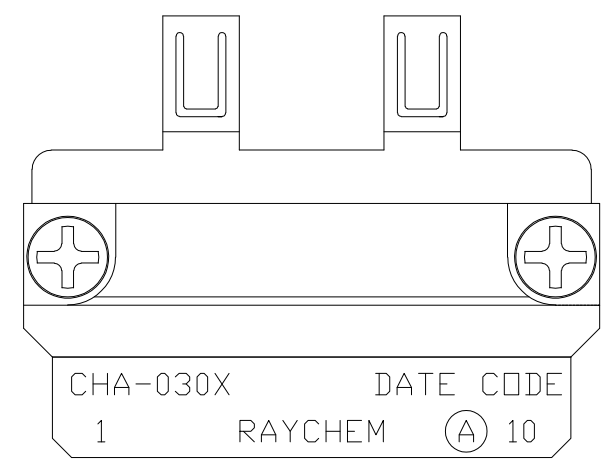
MTCPQKTXXXXXXXX

- KEYING CODE AA THRU DD (SEE TABLE I)
- G = SHIELD GROUND BUS BAR & GROUND BLOCK INSTALLED (SEE TABLE II FOR THE RECOMMENDED GROUND BLOCK PART NUMBERS)
- F = NO SHIELD GROUND BUS BAR OR GROUND BLOCK
- P = PIN INSERT (SEE TABLE III FOR THE RECOMMENDED PIN CONTACT PART NUMBERS)
- S = SOCKET INSERT (SEE TABLE III FOR THE RECOMMENDED SOCKET CONTACT PART NUMBERS)
- N = NO CONTACTS
- 0 = NO INSERTS
- 2 = 1" CONNECTOR, INSERT SIZE 22 (SEE TABLE IV)
- 6 = 1" CONNECTOR, INSERT SIZE 16 (SEE TABLE IV)
- 22 = 2" CONNECTOR, INSERTS SIZE 22 PRIMARY & SECONDARY (SEE TABLE IV)
- 26 = 2" CONNECTOR, INSERTS SIZE 22 PRIMARY & SIZE 16 SECONDARY (SEE TABLE IV)
- 62 = 2" CONNECTOR, INSERTS SIZE 16 PRIMARY & SIZE 22 SECONDARY (SEE TABLE IV)
- 66 = 2" CONNECTOR, INSERTS SIZE 16 PRIMARY & SECONDARY (SEE TABLE IV)
- P = PLUG
- R = RECEPTACLE
- F = FLENGED RECEPTACLE
- 1 = 1" INCH CONNECTOR
- 2 = 2" INCH CONNECTOR
- KIT
- MTC CONNECTOR, POWER BLOCK, QUICK DISCONNECT

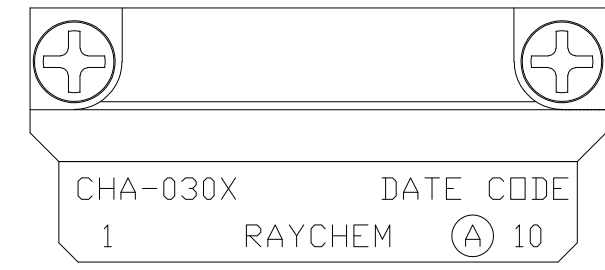


PERFORMANCE

MTCPQ MEETS RAYCHEM SPECIFICATION C-6114.
DESIGNED TO MEET ARINC-600 ENVIRONMENTAL REQUIREMENTS.



PLUG



RECEPTACLE

GROUNDING BLOCK
(I-INCH SHOWN)

REVISIONS					
P	LTR	DESCRIPTION	DATE	DWN	APVD
—	—	SEE SHEET 1	—	—	—

TABLE I: KEYING CODES



































POSITION OF PROJECTING TAB (TYP)		
	-A A-	
	-A B-	
	-A C-	
	-A D-	
	-B A-	
	-B B-	
	-B C-	
	-B D-	
	-C A-	
	-C B-	
	-C C-	
	-C D-	
	-D A-	
	-D B-	
	-D C-	
	-D D-	
	-X X-	
RECEPTACLE	CODE	PLUG

TABLE II: SHIELD GROUNDING

	1" ACCESSORY CONTACTS	2" ACCESSORY CONTACTS
PLUG	1X CHA-0307 OR 1X CHA-0303 10X M39029/58-360	1X CHA-0308 OR 1X CHA-0304 20X M39029/58-360
RECEPTACLE	1X CHA-0305 OR 1X CHA-0301 10X M39029/58-360	1X CHA-0306 OR 1X CHA-0302 20X M39029/58-360

CONTACTS SHOWN IN TABLE II AND III ARE NOT INCLUDED IN THE KIT. CUSTOMER HAS TO BUY THEM SEPARATELY.

TABLE III: MTCP CRIMP CONTACTS

	SIZE	RAYCHEM P/N	MILITARY P/N
PIN	16	CTA-0079	M39029/58-364
	22	CTA-0166	
SOCKET	16	CTA-0078	M39029/57-358
	22	CTA-0165	

GROUNDING BLOCKS ARE INSTALLED WITH A TIGHTENING TORQUE OF 8.0±0.4 INCH-POUNDS.

Mouser Electronics

Authorized Distributor

Click to View Pricing, Inventory, Delivery & Lifecycle Information:

[TE Connectivity:](#)

[MTCPQKT1P2PFAA](#)