

THIS DRAWING IS UNPUBLISHED.

RELEASED FOR PUBLICATION

-,-

© COPYRIGHT - By -

ALL RIGHTS RESERVED.

LOC

DIST

REVISIONS

GP

00

P

LTR

DESCRIPTION

DATE

DWN

APVD

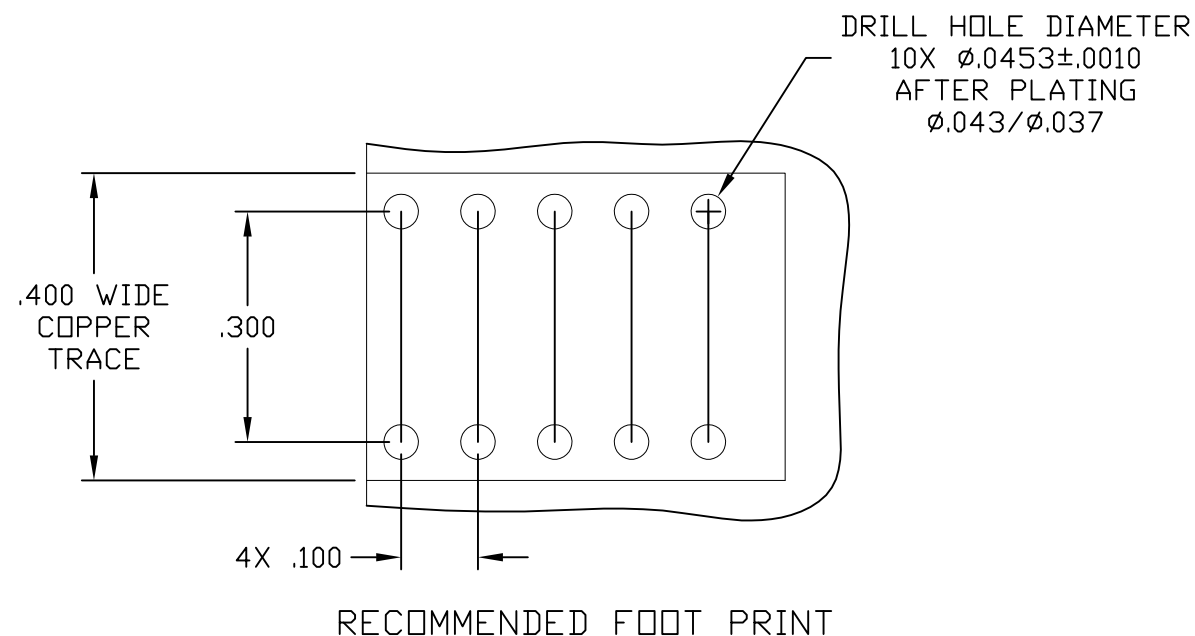
C

REV PER ECO-11-007678

16MAY2011

RG

DO



5. A FIVE POUND (5lb) FORCE IS REQUIRED TO CORRECTLY SEAT THE CONNECTOR WITH PLATED THRU HOLES LESS THAN $\phi.040$ INCH.

4. FINISHES:

CROWN: GOLD PLATED, .000030 MIN THICK
OVER NICKEL PLATED, .000040 MIN THICK.

INSERT: SILVER PLATED, .000200 MIN THICK,
OVER NICKEL PLATED, .000040 MIN THICK.

CONTACT: SILVER PLATED, .000200 MIN THICK,
OVER NICKEL PLATED, .000040 MIN THICK.

3. MATERIALS:

HOUSING: THERMOPLASTIC, GLASS REINFORCED, COLOR-BLACK
UL94V-0 FLAMMABILITY RATED

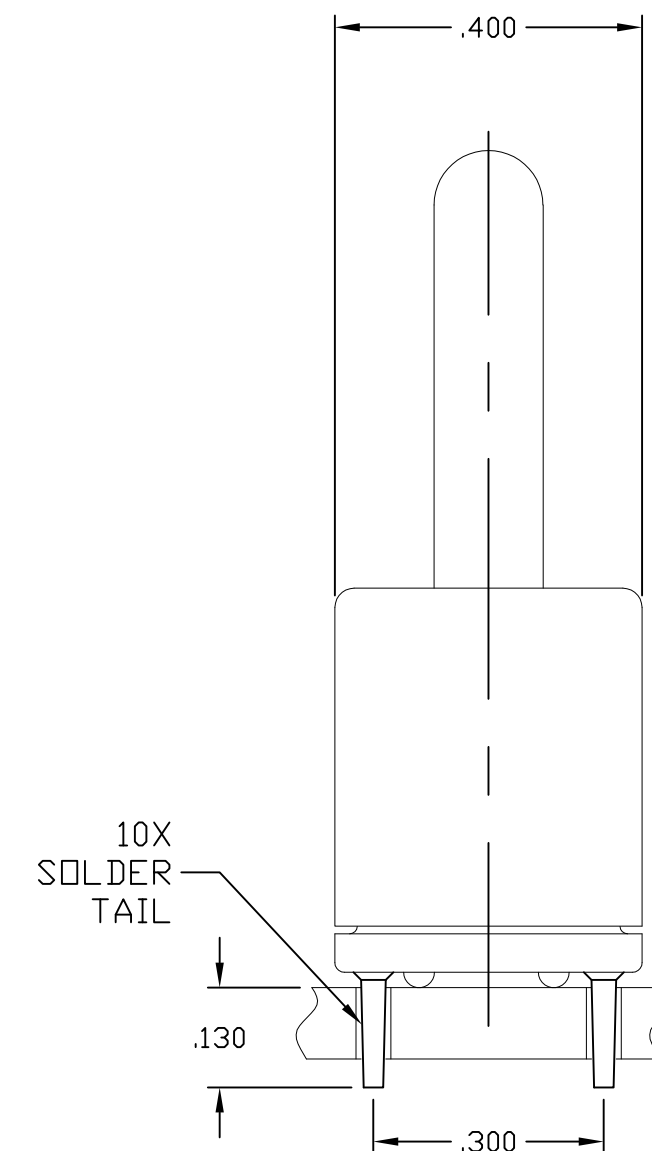
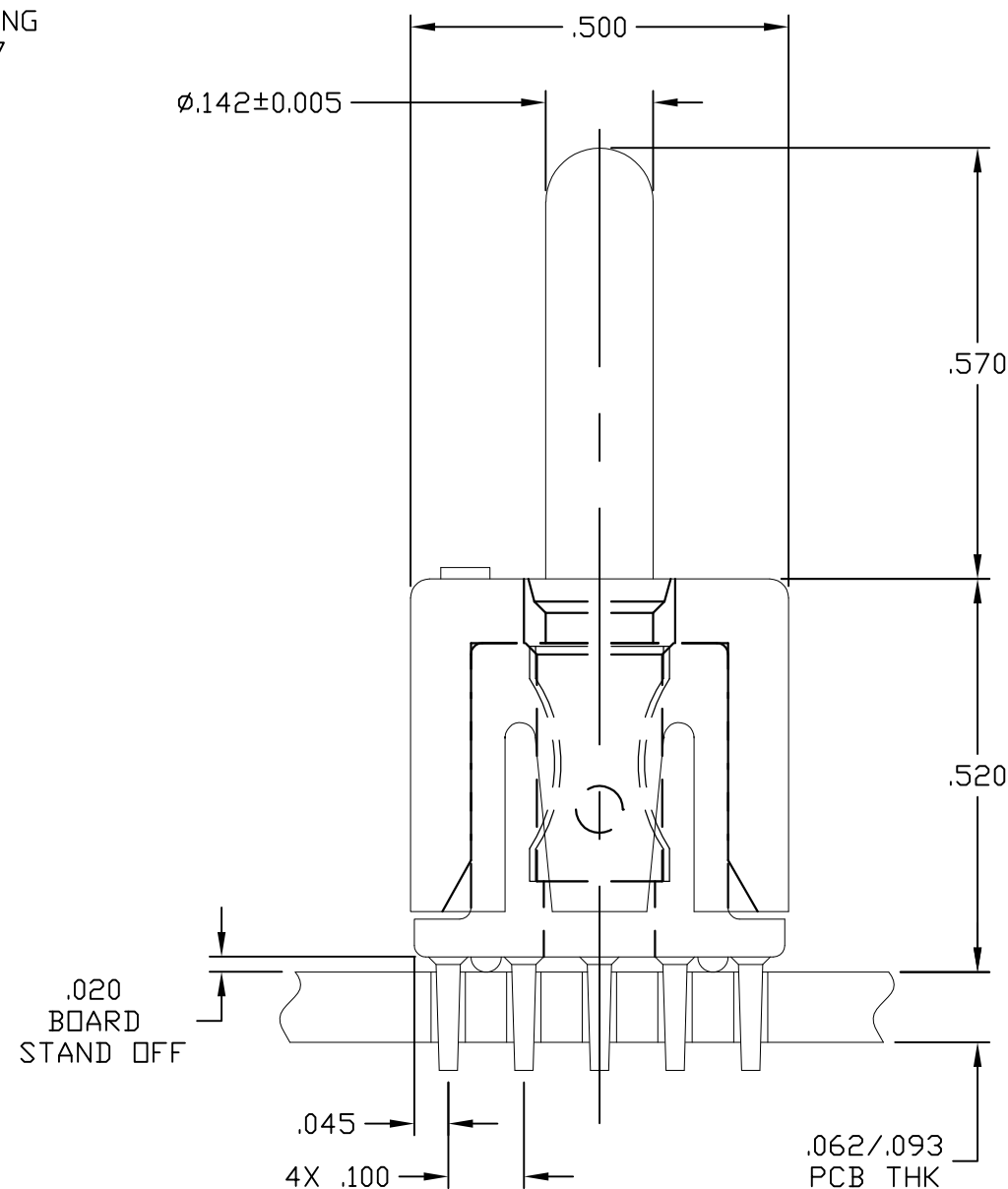
INSERT: ZINC ALLOY, CASTING

CROWN: COPPER ALLOY

CONTACT: BRASS ALLOY

2. ITEMS PROVIDED TO THIS SPECIFICATION SHALL BE IDENTIFIED ON THE CONTAINER WITH THE FOLLOWING INFORMATION:
PART NUMBER & DATE CODE OF MANUFACTURE.

1. PART NUMBER CHANGES AND OR DESIGN CHANGES AFFECTING ITEM INTERCHANGEABILITY REQUIRE PRIOR TE APPROVAL AND AUTHORIZATION BY REVISION TO THIS DRAWING.



6643436-1

PART NUMBER

THIS DRAWING IS A CONTROLLED DOCUMENT.

DWN 12JAN2011

HA/GRZYBOWSKI

CHK

D.ORRIS

APVD 12JAN2011

FLICKINGER/ORRIS

PRODUCT SPEC

APPLICATION SPEC

WEIGHT

CUSTOMER DRAWING

STE

TE Connectivity

NAME

ICCON, PIN, No.8 PERPENDICULAR
SOLDER TAIL, 10 PIN FOOT PRINT
NON LOCKING STYLE, .570 PIN EXT

SIZE

CAGE CODE

DRAWING NO

RESTRICTED TO

A3

00779

C-6643436

SCALE 4:1

SHEET 1 OF 1

REV C

Mouser Electronics

Authorized Distributor

Click to View Pricing, Inventory, Delivery & Lifecycle Information:

[TE Connectivity:](#)

[6643436-1](#)