

Relay Module - PLC-RSC-120UC/21AU - 2966281

Please be informed that the data shown in this PDF Document is generated from our Online Catalog. Please find the complete data in the user's documentation. Our General Terms of Use for Downloads are valid (<http://phoenixcontact.com/download>)



PLC-INTERFACE, consisting of PLC-BSC.../21 basic terminal block with screw connection and plug-in miniature relay with multi-layer gold contact, for mounting on DIN rail NS 35/7,5, 1 PDT, input voltage 120 V AC/110 V DC


The illustration shows the version PLC-RSC-24DC/21

Product Features

- Slim design
- Efficient connection to system cabling using V8 adapter
- Safe isolation according to DIN EN 50178 between coil and contact
- RT III sealed relay
- Integrated input circuit and interference suppression circuit
- Functional plug-in bridges



Key Commercial Data

Packing unit	1 pc
GTIN	 4 017918 131012
Weight per Piece (excluding packing)	40.0 g
Custom tariff number	85364900
Country of origin	Germany

Technical data

Note

Utilization restriction	EMC: class A product, see manufacturer's declaration in the download area
-------------------------	---

Dimensions

Relay Module - PLC-RSC-120UC/21AU - 2966281

Technical data

Dimensions

Width	6.2 mm
Height	80 mm
Depth	94 mm

Ambient conditions

Ambient temperature (operation)	-40 °C ... 55 °C
Ambient temperature (storage/transport)	-40 °C ... 85 °C

Coil side

Nominal input voltage U_N	120 V AC
	110 V DC
Typical input current at U_N	3.5 mA (at $U_N = 120$ V AC)
	3 mA (at $U_N = 120$ V AC)
Typical response time	6 ms
Typical release time	15 ms
Protective circuit	Bridge rectifier Bridge rectifier
Operating voltage display	Yellow LED
Power dissipation for nominal condition	0.42 W

Contact side

Contact type	1 PDT
Contact material	AgSnO, hard gold-plated
Maximum switching voltage	30 V AC
	36 V DC
Minimum switching voltage	100 mV (at 10 mA)
Min. switching current	1 mA (at 24 V)
Maximum inrush current	50 mA
Limiting continuous current	50 mA
Interrupting rating (ohmic load) max.	1.2 W (at 24 V DC)
Note	the following values are applicable if a gold layer is destroyed
Maximum switching voltage	250 V AC/DC
Minimum switching voltage	5 V (at 100 mA)
Limiting continuous current	6 A
Min. switching current	10 mA (at 12 V)
Interrupting rating (ohmic load) max.	140 W (at 24 V DC)
	20 W (at 48 V DC)
	18 W (at 60 V DC)
	23 W (at 110 V DC)
	40 W (at 220 V DC)

Relay Module - PLC-RSC-120UC/21AU - 2966281

Technical data

Contact side

	1500 VA (for 250 V AC)
Switching capacity in acc. with DIN VDE 0660/IEC 60947	2 A (at 24 V, DC13)
	0.2 A (at 110 V, DC13)
	0.1 A (at 220 V, DC13)
	3 A (at 24 V, AC15)
	3 A (at 120 V, AC15)
	3 A (at 230 V, AC15)

Connection data input side

Connection name	Coil side
Connection method	Screw connection
Stripping length	8 mm
Screw thread	M3
Conductor cross section solid	0.14 mm ² ... 2.5 mm ²
Conductor cross section flexible	0.14 mm ² ... 2.5 mm ²
Conductor cross section AWG	26 ... 14

Connection data output side

Connection name	Contact side
Connection method	Screw connection
Stripping length	8 mm
Screw thread	M3
Conductor cross section solid	0.14 mm ² ... 2.5 mm ²
Conductor cross section flexible	0.14 mm ² ... 2.5 mm ²
Conductor cross section AWG	26 ... 14

General

Test voltage relay winding/relay contact	4 kV AC (50 Hz, 1 min.)
Operating mode	100% operating factor
Mechanical service life	2 x 10 ⁷ cycles
Flammability rating according to UL 94	V0
Designation	Standards/regulations
Standards/regulations	IEC 60664
	EN 50178
	IEC 62103
Degree of pollution	3
Overvoltage category	III
Mounting position	any
Assembly instructions	In rows with zero spacing

Relay Module - PLC-RSC-120UC/21AU - 2966281

Technical data

Standards and Regulations

Connection in acc. with standard	CUL
Designation	Standards/regulations
Standards/regulations	IEC 60664
	EN 50178
	IEC 62103
Degree of pollution	3
Overvoltage category	III
Flammability rating according to UL 94	V0

Classifications

eCl@ss

eCl@ss 4.0	27371102
eCl@ss 4.1	27371102
eCl@ss 5.0	27371001
eCl@ss 5.1	27371001
eCl@ss 6.0	27371001
eCl@ss 7.0	27371001
eCl@ss 8.0	27371601
eCl@ss 9.0	27371601

ETIM

ETIM 2.0	EC000196
ETIM 3.0	EC000196
ETIM 4.0	EC000196
ETIM 5.0	EC001437

UNSPSC

UNSPSC 6.01	30211916
UNSPSC 7.0901	39121515
UNSPSC 11	39121515
UNSPSC 12.01	39121515
UNSPSC 13.2	39121515

Approvals

Approvals

Relay Module - PLC-RSC-120UC/21AU - 2966281

Approvals

Approvals


UL Recognized / UL Listed / cUL Recognized / cUL Listed / GL / EAC / RC FRT / EAC / cULus Recognized / cULus Listed

Ex Approvals

Approvals submitted

Approval details

UL Recognized 

UL Listed 

cUL Recognized 


cUL Listed 

GL

EAC

RC FRT

EAC

cULus Recognized 

Relay Module - PLC-RSC-120UC/21AU - 2966281

Approvals



Accessories

Accessories

Bridge

Continuous plug-in bridge - FBST 500-PLC RD - 2966786



Continuous plug-in bridge, Length: 500 mm, Color: red

Continuous plug-in bridge - FBST 500-PLC BU - 2966692



Continuous plug-in bridge, Length: 500 mm, Color: blue

Continuous plug-in bridge - FBST 500-PLC GY - 2966838



Continuous plug-in bridge, Length: 500 mm, Color: gray

Single plug-in bridge - FBST 6-PLC RD - 2966236



Single plug-in bridge, Length: 6 mm, Number of positions: 2, Color: red

Relay Module - PLC-RSC-120UC/21AU - 2966281

Accessories

Single plug-in bridge - FBST 6-PLC BU - 2966812



Single plug-in bridge, Length: 6 mm, Number of positions: 2, Color: blue

Single plug-in bridge - FBST 6-PLC GY - 2966825



Single plug-in bridge, Length: 6 mm, Number of positions: 2, Color: gray

Single plug-in bridge - FBST 8-PLC GY - 2967688



Single plug-in bridge, Length: 8 mm, Number of positions: 2, Color: gray

Controller board

System connection - PLC-V8/FLK14/IN - 2296553



V8L-INPUT adapter for eight 6.2 mm PLC interfaces (1 PDT, etc./see "Supplementary Products"). 14-pos. flat-ribbon cable connection for the PLC system cabling, control logic: Plus switching

System connection - PLC-V8/FLK14/IN/M - 2304115



V8L-INPUT adapter for eight 6.2 mm PLC interfaces (1 PDT, etc./see "Supplementary Products"). 14-pos. flat-ribbon cable connection for the PLC system cabling, control logic: Minus switching

Relay Module - PLC-RSC-120UC/21AU - 2966281

Accessories

System connection - PLC-V8/D15S/IN - 2296074



V8-INPUT adapter for eight 6.2 mm PLC interfaces (1 PDT, etc./see "Additional Products"). 15-pin D-SUB male connector, control logic: Positive switching

System connection - PLC-V8/D15B/IN - 2296087



V8-INPUT adapter for eight 6.2 mm PLC interfaces (1 PDT, etc./see "Additional Products"). 15-pin D-SUB female connector, control logic: Positive switching

DIN rail

DIN rail, unperforated - NS 35/ 7,5 V2A UNPERF 2000MM - 0801377



DIN rail, unperforated, Width: 35 mm, Height: 7.5 mm, Length: 2000 mm, Color: silver

DIN rail perforated - NS 35/ 7,5 PERF 2000MM - 0801733



DIN rail, material: steel galvanized and passivated with a thick layer, perforated, height 7.5 mm, width 35 mm, length: 2000 mm

DIN rail, unperforated - NS 35/ 7,5 CU UNPERF 2000MM - 0801762



DIN rail, material: Copper, unperforated, height 7.5 mm, width 35 mm, length: 2 m

Relay Module - PLC-RSC-120UC/21AU - 2966281

Accessories

DIN rail, unperforated - NS 35/15 UNPERF 2000MM - 1201714



DIN rail, material: Steel, unperforated, height 15 mm, width 35 mm, length: 2 m

DIN rail, unperforated - NS 35/15 CU UNPERF 2000MM - 1201895



DIN rail, material: Copper, unperforated, 1.5 mm thick, height 15 mm, width 35 mm, length: 2 m

DIN rail, unperforated - NS 35/15-2,3 UNPERF 2000MM - 1201798



DIN rail, material: Steel, unperforated, 2.3 mm thick, height 15 mm, width 35 mm, length: 2 m

DIN rail, unperforated - NS 35/15 AL UNPERF 2000MM - 1201756



DIN rail, deep drawn, high profile, unperforated, 1.5 mm thick, material: aluminum, height 15 mm, width 35 mm, length 2000 mm

DIN rail perforated - NS 35/15 PERF 2000MM - 1201730



DIN rail, material: steel galvanized and passivated with a thick layer, perforated, height 15 mm, width 35 mm, length: 2000 mm

Relay Module - PLC-RSC-120UC/21AU - 2966281

Accessories

DIN rail, unperforated - NS 35/ 7,5 UNPERF 2000MM - 0801681



DIN rail, material: Steel, unperforated, height 7.5 mm, width 35 mm, length: 2 m

Labeled terminal marker

Zack marker strip - ZB 6,LGS:FORTL.ZAHLEN - 1051016



Zack marker strip, Strip, white, labeled, can be labeled with: Plotter, Printed horizontally: Consecutive numbers 1 - 10, 11 - 20, etc. up to 491 - 500, Mounting type: Snap into tall marker groove, for terminal block width: 6.2 mm, Lettering field: 6.15 x 10.5 mm

Partition plate

Separating plate - PLC-ATP BK - 2966841



Separating plate, 2 mm thick, required at the start and end of a PLC terminal strip. Furthermore, it is used for: visual separation of groups, safe isolation of different voltages of neighboring PLC relays in acc. with DIN VDE 0106-101, isolation

Power module

Power terminal block - PLC-ESK GY - 2966508



Power terminal block, for the input of up to four potentials, for mounting on NS 35/7.5

Screwdriver tools

Relay Module - PLC-RSC-120UC/21AU - 2966281

Accessories

Screwdriver - SZF 1-0,6X3,5 - 1204517



Actuation tool, for ST terminal blocks, also suitable for use as a bladed screwdriver, size: 0.6 x 3.5 x 100 mm, 2-component grip, with non-slip grip

Terminal marking

Zack marker strip - ZB 6:UNBEDRUCKT - 1051003



Zack marker strip, Strip, white, unlabeled, can be labeled with: Plotter, Mounting type: Snap into tall marker groove, for terminal block width: 6.2 mm, Lettering field: 6.15 x 10.5 mm

Zack marker strip - ZB 6/WH-100:UNBEDRUCKT - 5060935



Zack marker strip, Strip, white, unlabeled, can be labeled with: Plotter, Mounting type: Snap into tall marker groove, for terminal block width: 6.2 mm, Lettering field: 6.15 x 10.5 mm

Spare parts

Relay socket - PLC-BSC-120UC/21 - 2966032



6.2 mm PLC basic terminal block with screw connection, without relay or solid-state relay, for mounting on DIN rail NS 35/7,5, 1 PDT, input voltage 120 V AC/DC

Single relay - REL-MR- 60DC/21AU - 2961134



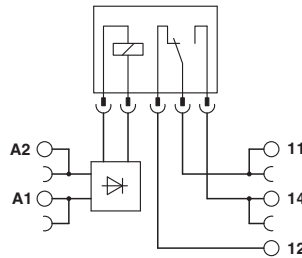
Plug-in miniature power relay, with multi-layer gold contact, 1 PDT, input voltage 60 V DC

Relay Module - PLC-RSC-120UC/21AU - 2966281

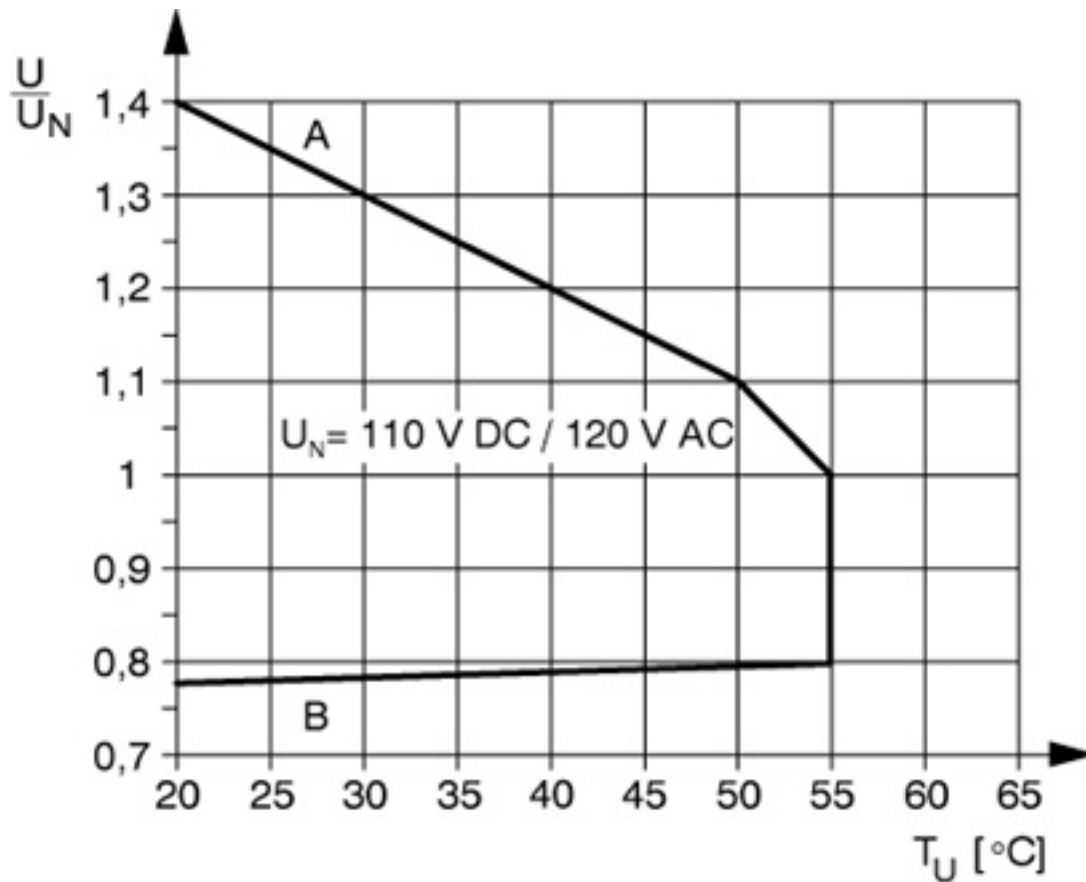
Accessories

Drawings

Circuit diagram



Diagram



Curve A
Maximum permissible continuous voltage U_{max} with limiting continuous current on the contact side (see relevant technical data)
Curve B

Relay Module - PLC-RSC-120UC/21AU - 2966281

Minimum permissible operate voltage U_{op} after pre-excitation (see relevant technical data)

Phoenix Contact 2016 © - all rights reserved
<http://www.phoenixcontact.com>

Mouser Electronics

Authorized Distributor

Click to View Pricing, Inventory, Delivery & Lifecycle Information:

[Phoenix Contact:](#)

[2966281](#)