

THIS DRAWING IS UNPUBLISHED. RELEASED FOR PUBLICATION

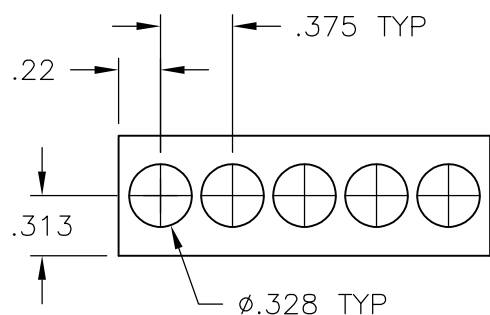
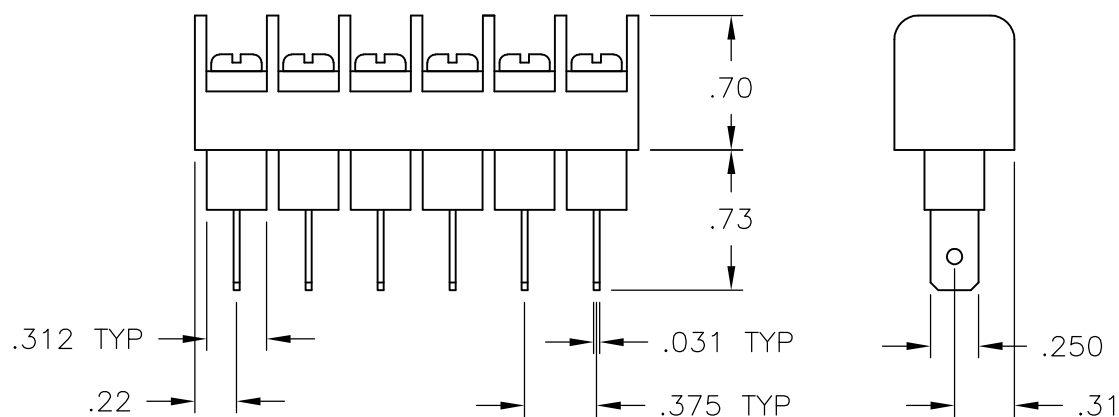

© COPYRIGHT BY TYCO ELECTRONICS CORPORATION. ALL RIGHTS RESERVED.

| | | | | | | | |
|-----|------|-----------|-----|---------------------------|---------|-----|------|
| LOC | DIST | REVISIONS | | | | | |
| FT | 0 | P | LTR | DESCRIPTION | DATE | DWN | APVD |
| | | | B | REVISED PER ECO-10-013614 | 13OCT10 | HMR | CR |

MATERIAL:
 HOUSING: THERMOPLASTIC, UL94V-0, BLACK.
 TERMINALS: COPPER ALLOY, TIN PLATED.
 SCREWS: 6-32 STEEL, ZINC PLATED AND CHROMATED.

ELECTRICAL:
 OPERATING CURRENT UL/CSA:
 CLASS C: 20A, 300V
 CLASS D: 5A, 600V
 WIRE RANGE: 12-22 AWG.

MECHANICAL:
 OPERATING TEMP.: +105°C MAX.
 RECOMMENDED TORQUE: 7 IN-LB.



MOUNTING PANEL LAYOUT

| | | | |
|-------|----|-------------|-------------|
| 9.436 | 25 | JC6-Q407-25 | 4-1546700-3 |
| 9.061 | 24 | JC6-Q407-24 | 4-1546700-2 |
| 8.686 | 23 | JC6-Q407-23 | 4-1546700-1 |
| 8.311 | 22 | JC6-Q407-22 | 4-1546700-0 |
| 7.936 | 21 | JC6-Q407-21 | 3-1546700-9 |
| 7.561 | 20 | JC6-Q407-20 | 3-1546700-8 |
| 7.186 | 19 | JC6-Q407-19 | 3-1546700-7 |
| 6.811 | 18 | JC6-Q407-18 | 3-1546700-6 |
| 6.436 | 17 | JC6-Q407-17 | 3-1546700-5 |
| 6.061 | 16 | JC6-Q407-16 | 3-1546700-4 |
| 5.686 | 15 | JC6-Q407-15 | 3-1546700-3 |
| 5.311 | 14 | JC6-Q407-14 | 3-1546700-2 |
| 4.936 | 13 | JC6-Q407-13 | 3-1546700-1 |
| 4.561 | 12 | JC6-Q407-12 | 3-1546700-0 |
| 4.186 | 11 | JC6-Q407-11 | 2-1546700-9 |
| 3.811 | 10 | JC6-Q407-10 | 2-1546700-8 |
| 3.436 | 9 | JC6-Q407-09 | 2-1546700-7 |
| 3.061 | 8 | JC6-Q407-08 | 2-1546700-6 |
| 2.686 | 7 | JC6-Q407-07 | 2-1546700-5 |
| 2.311 | 6 | JC6-Q407-06 | 2-1546700-4 |
| 1.936 | 5 | JC6-Q407-05 | 2-1546700-3 |
| 1.561 | 4 | JC6-Q407-04 | 7-1437665-3 |
| 1.186 | 3 | JC6-Q407-03 | 7-1437665-2 |
| .811 | 2 | JC6-Q407-02 | 7-1437665-1 |

| DIM A | NO OF POS | CATALOG NUMBER | PART NUMBER |
|-------|-----------|----------------|-------------|
|-------|-----------|----------------|-------------|

| | | | | |
|--|--------------|-------------------------|---|---------------|
| THIS DRAWING IS A CONTROLLED DOCUMENT. | | DWN S SCHLEGEL 10/24/06 | Tyco Electronics Corporation Harrisburg, PA 17105-3608 | |
| DIMENSIONS: INCHES | | CHK S YODER 10/24/06 | NAME | |
| TOLERANCES UNLESS OTHERWISE SPECIFIED: | | APVD S YODER 10/24/06 | JC6-Q407-XX ASSEMBLY | |
| 0 PLC ± - | 1 PLC ± - | PRODUCT SPEC | SIZE | CAGE CODE |
| 2 PLC ± .01 | 3 PLC ± .005 | APPLICATION SPEC | — | 00779 |
| 4 PLC ± - | ANGLES ± - | — | DRAWING NO | RESTRICTED TO |
| MATERIAL - | FINISH - | WEIGHT - | — | — |
| CUSTOMER DRAWING | | | SCALE NTS | SHEET 1 OF 1 |
| | | | DRAWING NO C-7-1437665-1 | REV B |

Mouser Electronics

Authorized Distributor

Click to View Pricing, Inventory, Delivery & Lifecycle Information:

[TE Connectivity:](#)

[4-1546700-1](#)