

High Frequency Ceramic Solutions

2.45 GHz Impedance Matched Balun-Filter: Optimized for CEL ZIC2410 Chipset P/N 2450BM15B0009

Detail Specification: 11/08/2010

Page 1 of 2

General Specifications

Part Number	2450BM15B0009
Frequency (MHz)	2400 - 2500
Unbalanced Impedance	50 Ω
Balanced Impedance	Conjugate match to ZIC2410 chipset
Attenuation	25 dB min.@4800~5000MHz
Attenuation	22 dB min.@7200~7500MHz
Insertion Loss	1.5 dB max.

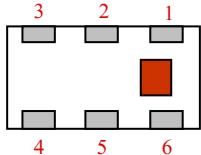
Return Loss	9.5 dB min.
Phase Difference	180° \pm 10
Input Power	2W max.
Reel Quantity	4,000
Operating Temperature	-40 to +85°C
Storage Temperature Range	+5 ~ +35 °C, Humidity 45~75%RH, 12 mos. max & 1 week after opened, more info:

www.johansontechnology.com/silverleads

P/N Suffix	Packaging Style	Bulk	Suffix = S	Eg. 2450BM15B0009S
		T & R	Suffix = E	Eg. 2450BM15B0009E
Termination Style		100% Tin	Suffix = None	Eg. 2450BM15B0009(E or S)
		Tin / Lead	Please consult Factory	

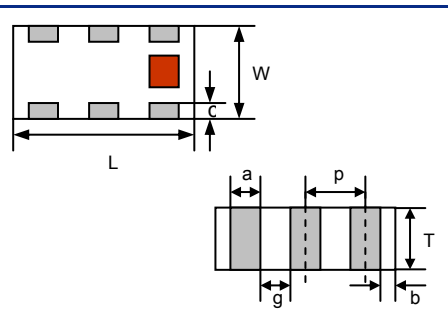
Terminal Configuration

No.	Function
1	Balanced Port
2	Balanced Port
3	NC or DC Feed
4	GND
5	Unbalanced Port
6	GND



Mechanical Dimensions




	In	mm
L	0.079 \pm 0.004	2.00 \pm 0.10
W	0.049 \pm 0.004	1.25 \pm 0.10
T	0.028 \pm 0.004	0.70 \pm 0.10
a	0.012 \pm 0.004	0.30 \pm 0.10
b	0.008 \pm 0.004	0.20 \pm 0.10
c	0.012 +.004/-.008	0.30 +0.1/-0.2
g	0.014 \pm 0.004	0.35 \pm 0.10
p	0.026 \pm 0.002	0.65 \pm 0.05

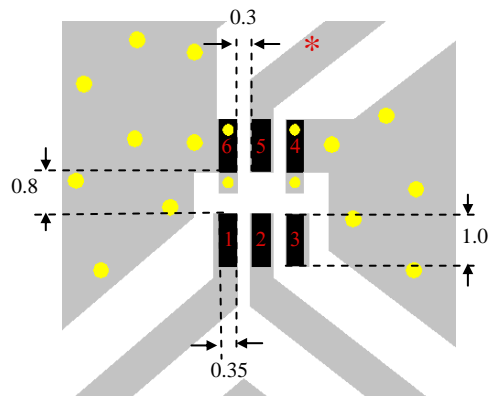


Mounting Considerations

Mount these devices with brown mark facing up. Units: mm

*Line width should be designed to provide 50 Ω impedance matching characteristics.

-  Solder Resist
-  Land
-  Through-hole (ϕ 0.3/0.2)



Johanson Technology, Inc. reserves the right to make design changes without notice.
All sales are subject to Johanson Technology, Inc. terms and conditions.



www.johansontechnology.com

4001 Calle Tecate • Camarillo, CA 93012 • TEL 805.389.1166 FAX 805.389.1821

2010 Johanson Technology, Inc. All Rights Reserved

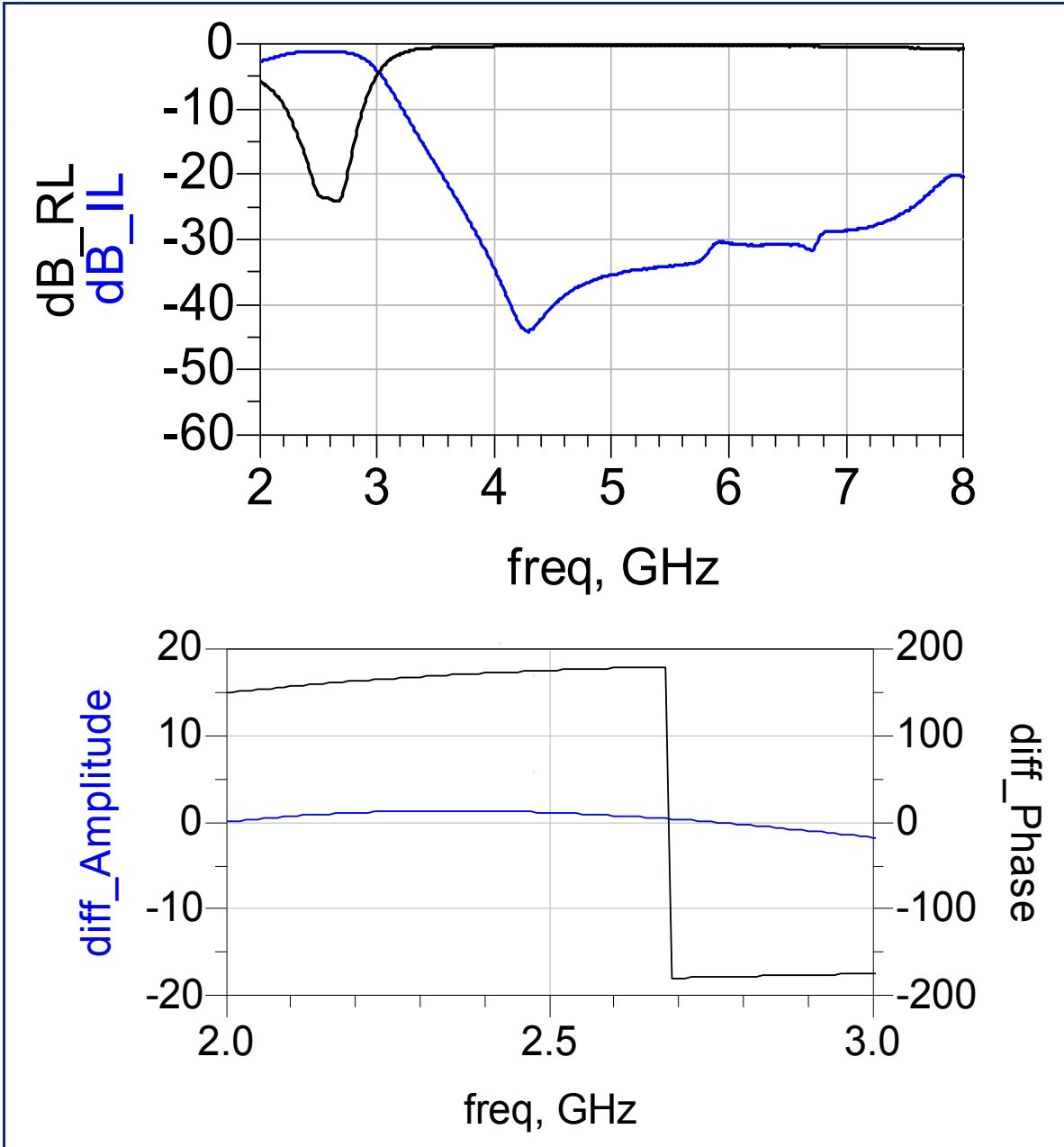
High Frequency Ceramic Solutions

2.45 GHz Impedance Matched Balun-Filter: Optimized for CEL ZIC2410 Chipset P/N 2450BM15B0009

Detail Specification: 11/08/2010

Page 2 of 2

Typical Electrical Performance (T=25°C)



Johanson Technology, Inc. reserves the right to make design changes without notice.
All sales are subject to Johanson Technology, Inc. terms and conditions.



www.johansontechnology.com

4001 Calle Tecate • Camarillo, CA 93012 • TEL 805.389.1166 FAX 805.389.1821

2010 Johanson Technology, Inc. All Rights Reserved

Mouser Electronics

Authorized Distributor

Click to View Pricing, Inventory, Delivery & Lifecycle Information:

[Johanson:](#)

[2450BM15B0009E](#)