

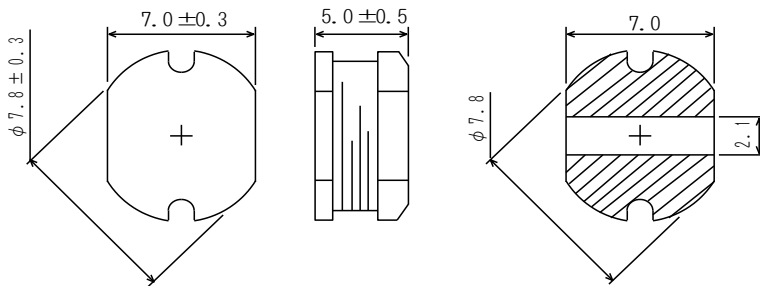
SMD Power Inductor CD75



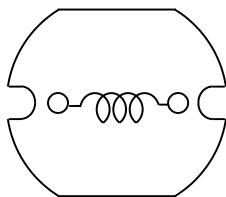
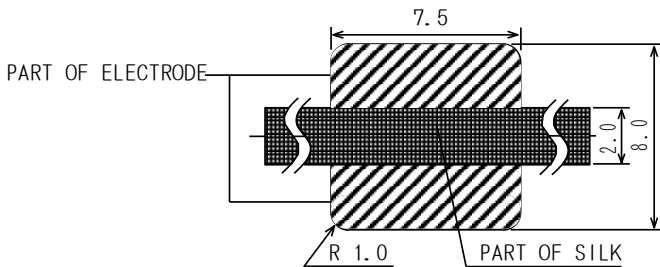
Description

- Ferrite drum core construction.
- Magnetically unshielded.
- L × W × H: 8.1 × 7.3 × 5.5mm Max.
- Product weight: 0.76g(Ref.)
- Moisture Sensitivity Level: 1
- RoHS compliance.

Dimension - [mm]



Land pattern and Schematics - [mm]



Environmental Data

- Operating temperature range: -40°C ~ +100°C (including coil's self temperature rise)
- Storage temperature range: -40°C ~ +100°C
- Solder reflow temperature: 260 °C peak.

Packaging

- Carrier tape and reel packaging.
- 12.9" diameter reel
- 500pcs per reel

Applications

- Ideally used in PDA, MP3, DSC/DVC, HDD, Portable DVD, etc as DC-DC Converter inductors.

SMD Power Inductor CD75



Electrical Characteristics

Part Name	Stamp	Inductance (μH) [Within] ※1	D.C.R (Ω) [Max.] (at 20°C)	Rated Current (A) ※2
CD75NP-100KC	100K	10 \pm 10%	0.07	2.3
CD75NP-120KC	120K	12 \pm 10%	0.08	2.0
CD75NP-150KC	150K	15 \pm 10%	0.09	1.8
CD75NP-180KC	180K	18 \pm 10%	0.10	1.6
CD75NP-220KC	220K	22 \pm 10%	0.11	1.5
CD75NP-270KC	270K	27 \pm 10%	0.12	1.3
CD75NP-330KC	330K	33 \pm 10%	0.13	1.2
CD75NP-390KC	390K	39 \pm 10%	0.16	1.1
CD75NP-470KC	470K	47 \pm 10%	0.18	1.1
CD75NP-560KC	560K	56 \pm 10%	0.24	0.94
CD75NP-680KC	680K	68 \pm 10%	0.28	0.85
CD75NP-820KC	820K	82 \pm 10%	0.37	0.78
CD75NP-101KC	101K	100 \pm 10%	0.43	0.72
CD75NP-121KC	121K	120 \pm 10%	0.47	0.66
CD75NP-151KC	151K	150 \pm 10%	0.64	0.58
CD75NP-181KC	181K	180 \pm 10%	0.71	0.51
CD75NP-221KC	221K	220 \pm 10%	0.96	0.49
CD75NP-271KC	271K	270 \pm 10%	1.11	0.42
CD75NP-331KC	331K	330 \pm 10%	1.26	0.40
CD75NP-391KC	391K	390 \pm 10%	1.77	0.36
CD75NP-471KC	471K	470 \pm 10%	1.96	0.34

※1: Inductance Measuring frequency: 10 μH ~ 82 μH ; at 2.52 MHz.
100 μH ~ 470 μH ; at 1 kHz.

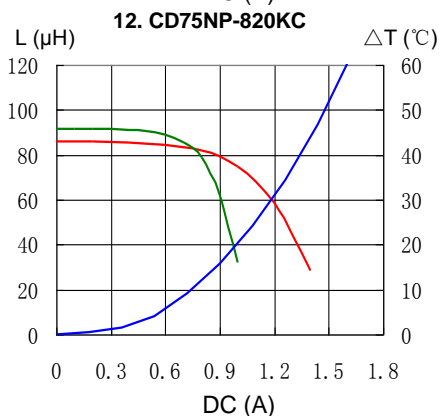
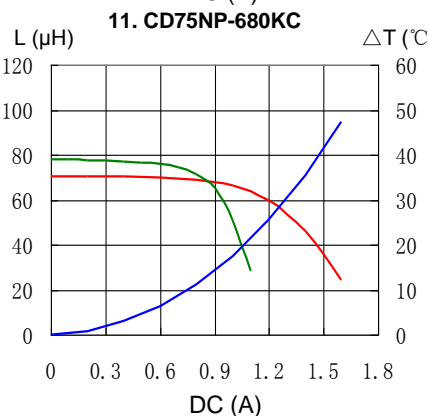
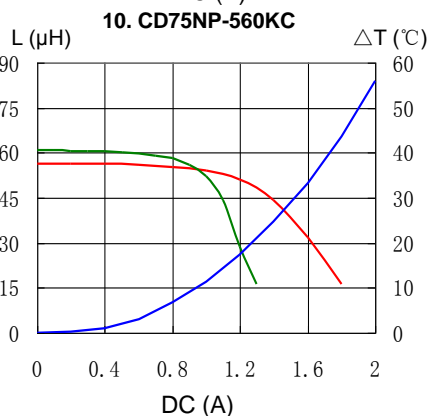
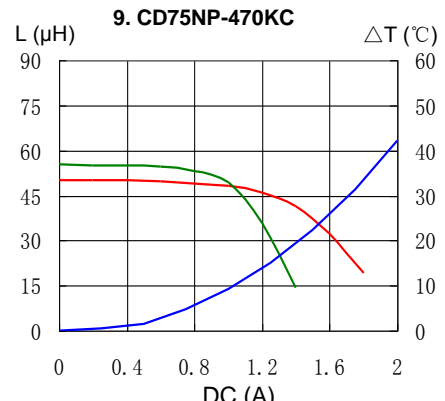
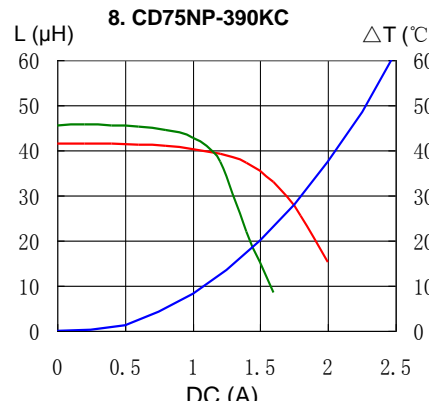
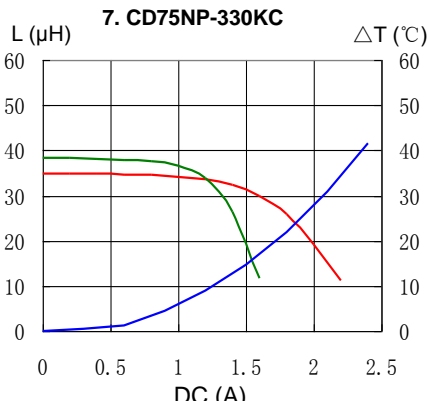
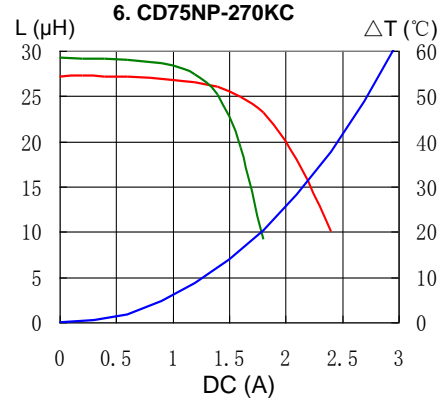
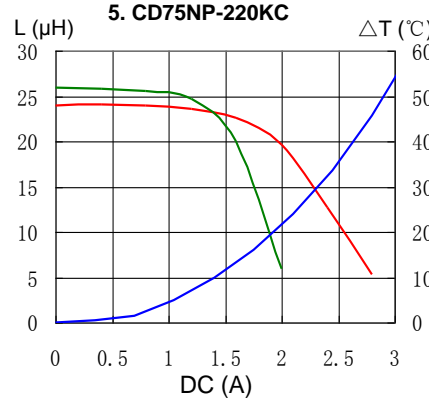
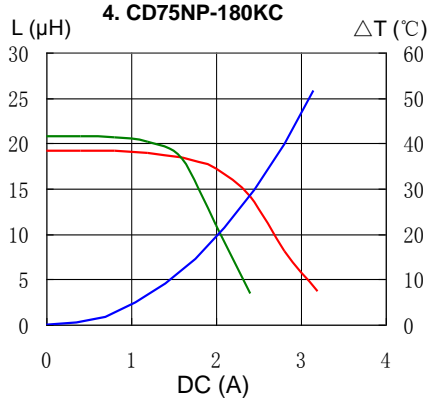
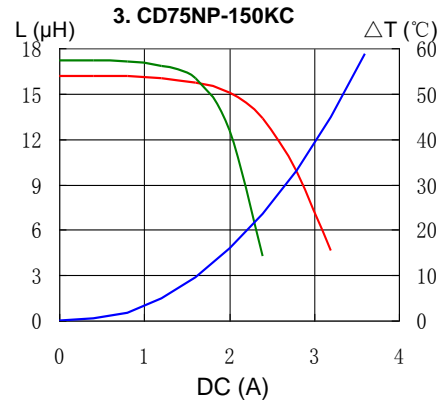
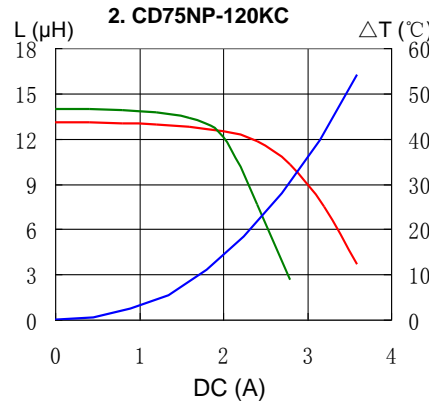
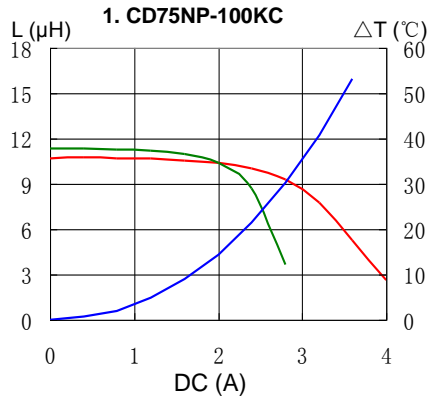
※2: Rated current: The DC current at which the inductance decreases to 90 % of its initial value or when $\Delta t=40^\circ\text{C}$, whichever is lower ($T_a=20^\circ\text{C}$).

SMD Power Inductor CD75



Saturation Current & Temperature Rise Graph

— L (20°C) — L (105°C) — ΔT

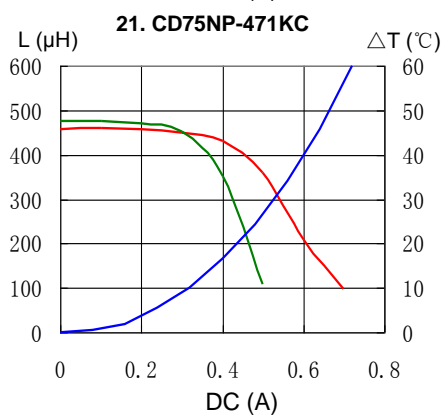
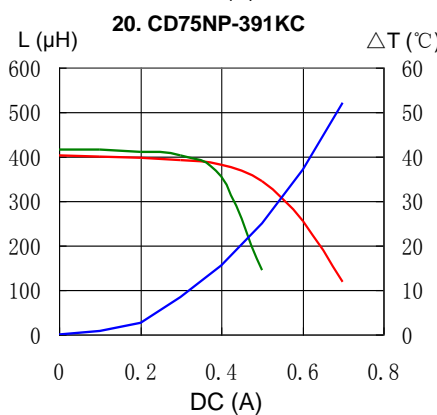
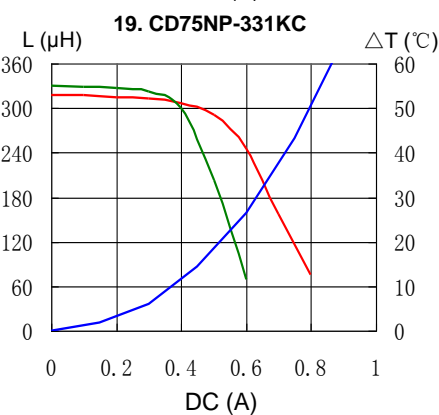
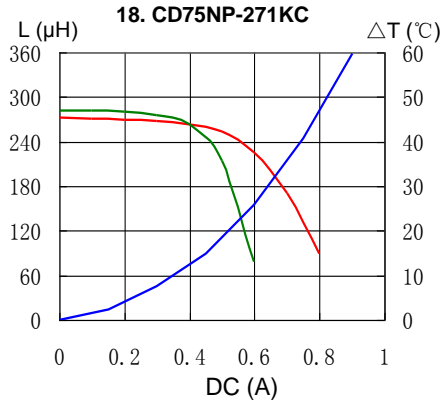
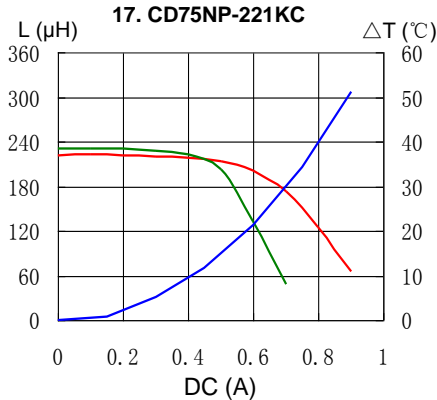
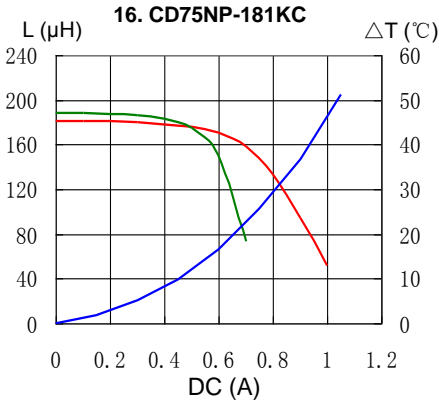
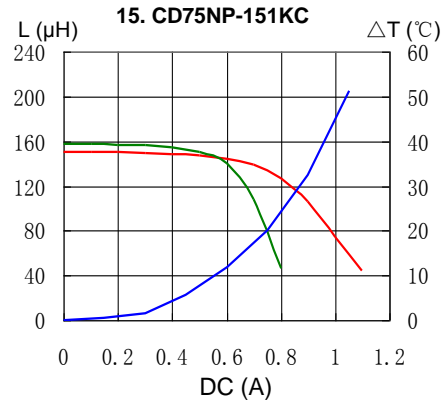
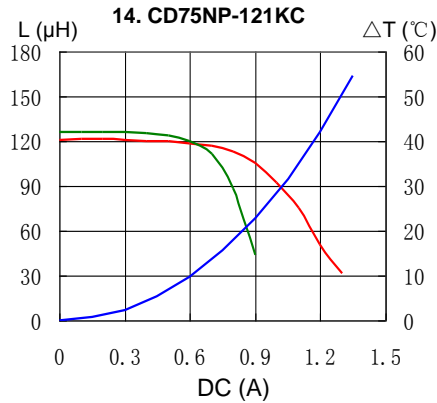
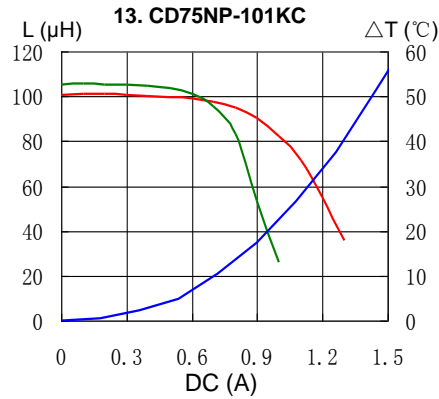


SMD Power Inductor CD75



Saturation Current & Temperature Rise Graph

— L (20°C) — L (105°C) — ΔT

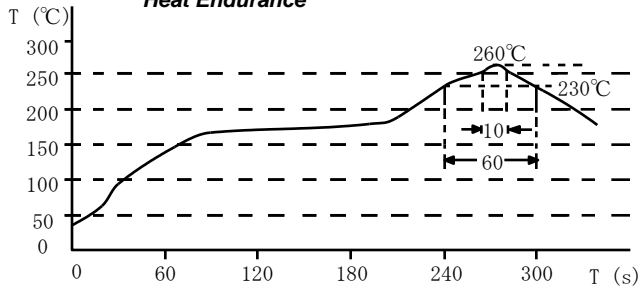


SMD Power Inductor CD75

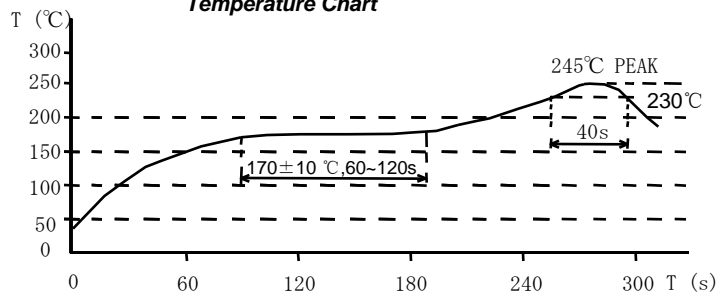


Solder Reflow Condition

Heat Endurance



Temperature Chart



Please refer to the sales offices on our website - <http://www.sumida.com>

Hong Kong

Tel.+852-2880-6781
FAX.+852-2565-9600
sales@hk.sumida.com

Saitama(Japan)

Tel.+81-48-691-7300
FAX.+81-48-691-7340
sales@jp.sumida.com

Chicago

Tel.+1-847-545-6700
FAX. +1-847-545-6720
sales@us.sumida.com

Shanghai

Tel.+86-21-5836-3299
FAX.+86-21-5836-3266
shanghai.sales@cn.sumida.com

Seoul

Tel.+82-2-6237-0777
FAX.+82-2-6237-0778
sales@kr.sumida.com

Obernzell

Tel.+49-8591-937-0
FAX. +49-8591-937-103
contact@eu.sumida.com

Shenzhen

Tel.+86-755-8291-0228
FAX.+86-755-8291-0338
shenzhen.sales@cn.sumida.com

Singapore

Tel.+65-6296-3388
FAX.+65-6841-4426
sales@sg.sumida.com

Neumarkt

Tel.+49-9181-4509-110
FAX. +49-9181-4509-310
infocomp@eu.sumida.com

Taipei

Tel.+886-2-8751-2737
FAX.+886-2-8751-2738
sales@tw.sumida.com

San Jose

Tel.+1-408-321-9660
FAX.+1-408-321-9308
sales@us.sumida.com

Mouser Electronics

Authorized Distributor

Click to View Pricing, Inventory, Delivery & Lifecycle Information:

Sumida:

[CD75NP-220KC](#) [CD75NP-680KC](#) [CD75NP-390KC](#) [CD75NP-221KC](#) [CD75NP-121KC](#) [CD75NP-270KC](#) [CD75NP-391KC](#) [CD75NP-820KC](#) [CD75NP-470KC](#) [CD75NP-100KC](#) [CD75NP-180KC](#) [CD75NP-330KC](#) [CD75NP-120KC](#) [CD75NP-331KC](#) [CD75NP-271KC](#) [CD75NP-151KC](#) [CD75NP-471KC](#) [CD75NP-101KC](#) [CD75NP-560KC](#) [CD75NP-181KC](#) [CD75NP-150KC](#)