
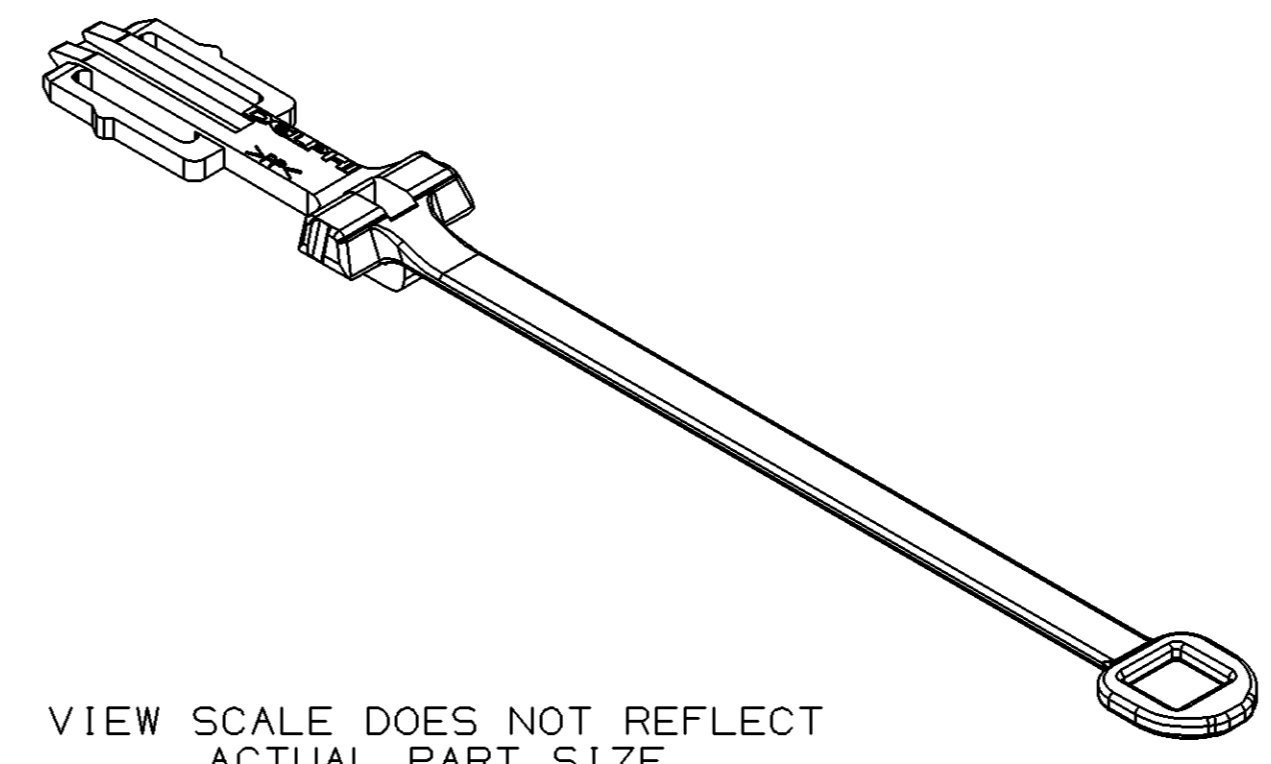
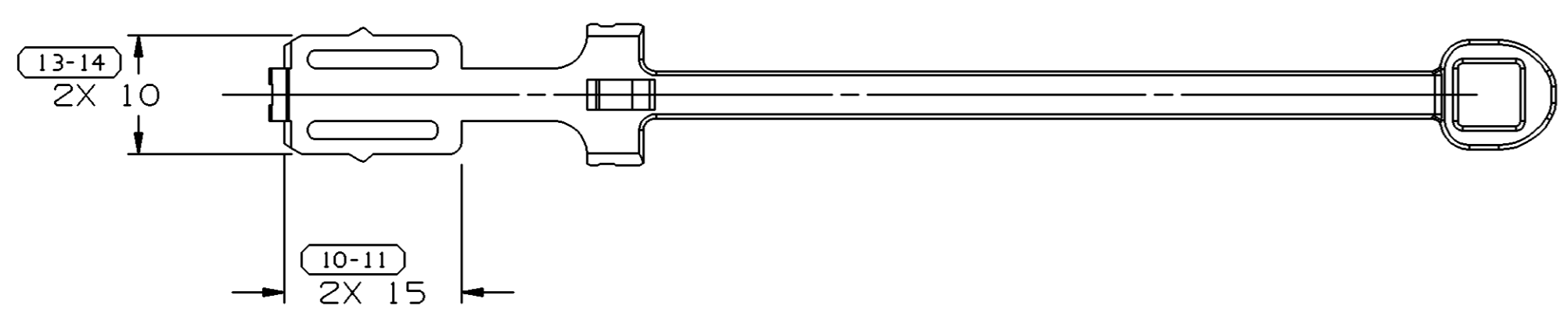
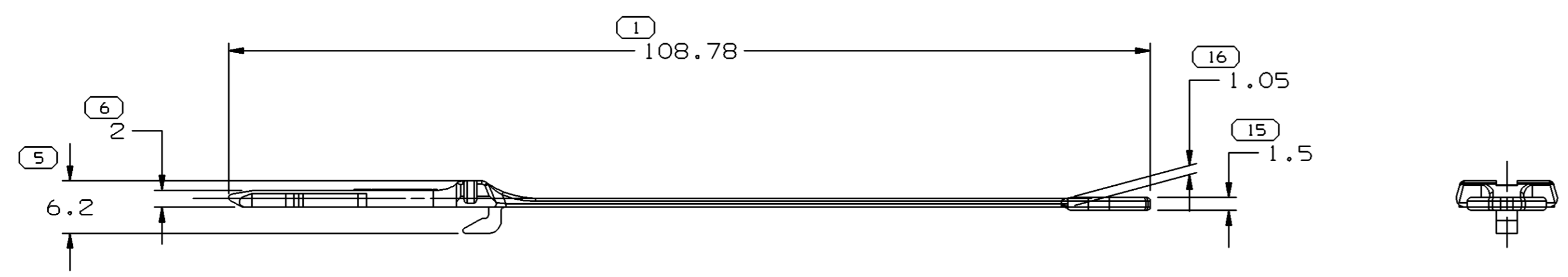
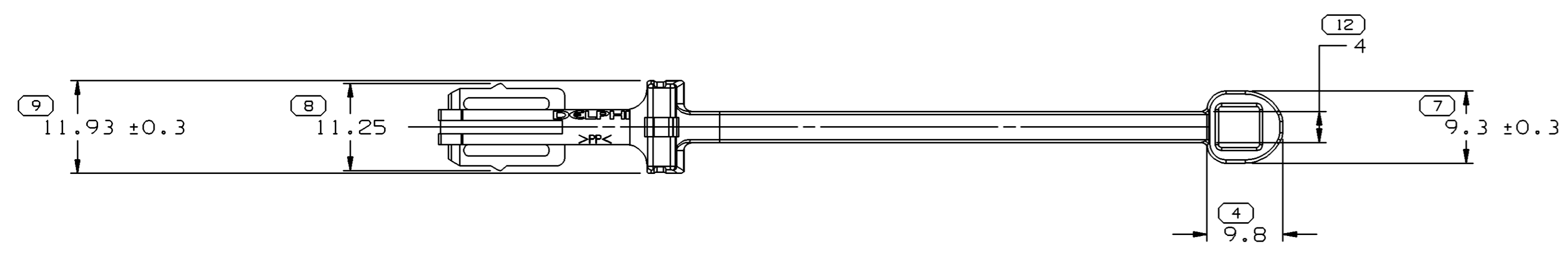


SYMBOL DEFINITION		MISSING NUMBERS	
A DIMENSION WITHOUT AN INSPECTION REPORT SYMBOL  DOES NOT REQUIRE INSPECTION. IT MAY BE CONTROLLED ON AN INDIVIDUAL COMPONENT DRAWING.	TOTAL NO. OF SYMBOLS ON DRAWING	12	2-3,
	LAST NO. USED	16	

DWG STATUS					ZONE	REVISION HISTORY	AUTH	DR	APVD1	APVD2
DATE	STG	REV	N/P	CHG						
20MR00	R	01	-	-		RELEASED	000005	SEP	SEP	KTL
31MY00	R	02	-	-		REVISED TETHER LOOP	201523	TKO	TKO	KTL
190C00	R	02	AA	-		ADDED DIMS TO PD (3 PLCS)	203017	END	END	KL
08N000	R	03	-	-		REVISED	204483	END	END	KL
07DE00	R	03	AA	-		REVISED TOLERANCE ON DIM #7	205036	END	END	KL
15MY03	R	04	-	-		ADDED NOTES (2 PLCS) & MAT'L SPEC WAS R0067551	241221	JYD	JYD	ET
23JN03	R	05	-	-		MAT'L SPEC WAS M2097004	242915	JYD	RVP	ET
22AP04	R	06	-	-		CHANGED MAT'L SPEC TO M2097004	254342	JS	JS	JMN
30SE04	R	07	-	-		INCREASED STRAP THICKNESS, DIM #16 WAS 0.75; ADDED BLENDS	259540	AKJ	AKJ	JMN
21N005	R	07	AA	-		UPDATED PDM ATTRIBUTES	274763	JBD	AUG	CSD



VIEW SCALE DOES NOT REFLECT ACTUAL PART SIZE

NOTES

- UNLESS OTHERWISE SPECIFIED AND/OR INDICATED: DIMENSIONS ARE TO FACE OF VIEW SHOWN AND AUTOMATICALLY ROUNDED BY COMPUTER FOR INSPECTION (SEE MATH MODEL FOR PRECISE DIMENSIONS). FOR ALL OTHER DIMENSIONS NOT SHOWN BUT REQUIRED FOR TOOL BUILD, SEE MATH MODEL FOR PRECISE TOOL PATH DATA.
- MATERIAL RECYCLING CODE PER ISO 11469. (1)X(0.1) CHARACTERS AS SHOWN TO BE LOCATED ON ANY EXTERIOR SURFACE.
- THIS PART IS NOT CONTROLLED FOR AUTOMATIC FEEDING.
- (1)X(0.1) DELPHI CORPORATE BRAND TO BE LOCATED ON ANY EXTERIOR SURFACE, PREFERABLY VISIBLE AT FINAL ASSEMBLY. OPTIONAL CONSTRUCTION TO BE "PED".

8 PROCESS SENSITIVE DIMENSION	
DIMENSIONS ENCLOSED IN () INDICATE REFERENCE DIMENSIONS AND NO TOLERANCE LIMITS ARE ESTABLISHED	

DIMENSIONAL RANGE (MM)		CHART E1	
FROM	TO	>20	>30
>0	>20	>30	>70
>20	>30	>70	>100
>30	>70	>100	>150
>70	>100	>150	>200
>100	>150	>200	>250
>150	>200	>250	>300
>200	>250	>300	>400
TOLERANCE UNLESS OTHERWISE SPECIFIED			
±0.15	±0.2	±0.3	±0.4
±0.5	±0.6	±0.8	±1
±1.2	ANGULAR TOLERANCE ±2°		

DWG TYPE PART DRAWING	
STYLE	
VOLUME (CM³) 0.788	DISTR CODE D
UNLESS OTHERWISE SPECIFIED THIS DOCUMENT IS IN ACCORDANCE WITH ASME Y14.5M-1994 AS AMENDED BY THE GM GLOBAL DIMENSIONING AND TOLERANCING ADDENDUM-2001. SEPARATE PATTERNS OF FEATURES MAY BE GAGED SEPARATELY REGARDLESS OF DATUM REFERENCES.	
ALL DIMENSIONS ARE IN MILLIMETERS	
REFERENCE	
THIRD ANGLE PROJECTION	DO NOT SCALE
USE MATH DATA	UNIGRAPHICS

DELPHI	
DELPHI PACKARD ELECTRIC SYSTEMS WARREN, OH	
DR S. PROCTOR	DATE 20MR00
APVD1 S. PROCTOR	20MR00
APVD2 S. PROCTOR	20MR00
APVD3 K. LISOWSKI	22MR00
APVD4	
APVD5	
SUBSTANCES OF CONCERN AND RECYCLED CONTENT PER DELPHI 10949001	
MATERIAL M2097004 PP 1M RED	
DRAWING NAME LOCK CPA AXIAL RED	
DRAWING NUMBER 15357145	
SIZE A1	SCALE 2:1
FRAME NO 1 OF 1	SHEET NO 1 OF 1
STG R	REV 07
N/P AA	

Mouser Electronics

Authorized Distributor

Click to View Pricing, Inventory, Delivery & Lifecycle Information:

[Aptiv:](#)

[15357145](#)