


Advantages of a Finger-Safe, Ice Cube Socket System

The Complete System Solution!



I.D. Tag/Write-On Plastic Label

Used for Custom Identification of Circuits.

Isolated Input and Output Terminals

Separates Control Circuits from Load Circuits.

Slim Design

Minimizes Space on DIN Rail.

Mating Hold-Down Clips Available

Secures Relay to Socket.



DIN Rail End Clip

Locking Screw Keeps a Snug DIN Rail System by Eliminating Sliding Sockets.

DIN Rail

35 mm Extruded Aluminum Rail. Designed to Work With Most Sockets. Pre-punched for Quick Installation.




- Offers a “one stop solution” for your power management system.
- Variety of contact configurations and materials to meet your switching needs.
- Plug-In switching capabilities from 10mA to 20 Amps.
- A variety of Feature Codes and operation combinations available for all budgets.
- Ejector clips, ribbed relay housings and space-saving sockets allow for easy removal from crowded DIN rails.
- Color and appearance designed for high visibility in all environments.
- Wiring diagrams include NEMA and IEC standards.
- Engineering availability allows for customized relay solutions.
- Internal Coil Bus Jumper System reduces the number of wires required for hook-up to adjacent sockets.



Modules

Allows for Optional Protection or LED Modules to be Used With Sockets.

The 700 series sockets have the perfect mix of historical Magnecraft socket quality combined with a dynamic arsenal of options. When mated with the Magnecraft relays and accessories, these RoHS compliant sockets provide a complete modular system that will meet all your plug-in relay requirements in a package that is both visually appealing and functionally outstanding resulting in a Complete Solution.



Finger-Safe

Protects Operators from Live Circuits.

Internal Coil Bus Jumper System

Allows Connection to Adjacent Sockets Without Additional Wiring.

I.D. Tag/Write-On Plastic Label

Used for Identification of Relays in Multi-Relay Circuits.


2-Way Side or DIN Rail Mounting System

Retrofits Existing Panel Mounting and 35 mm DIN Rail.



70-782EL14-1 Socket/10 Amp Rating, 300 Volts

NEW
NEW
NEW
NEW
NEW



BOLD-FACED PART NUMBERS ARE NORMALLY STOCKED

Standard Part Number

Description

70-782EL14-1

14-Pin Ice Cube, Logic Style, DIN Panel Mount with Elevator Terminals, Module Compatible.

General Specifications (UL 508)

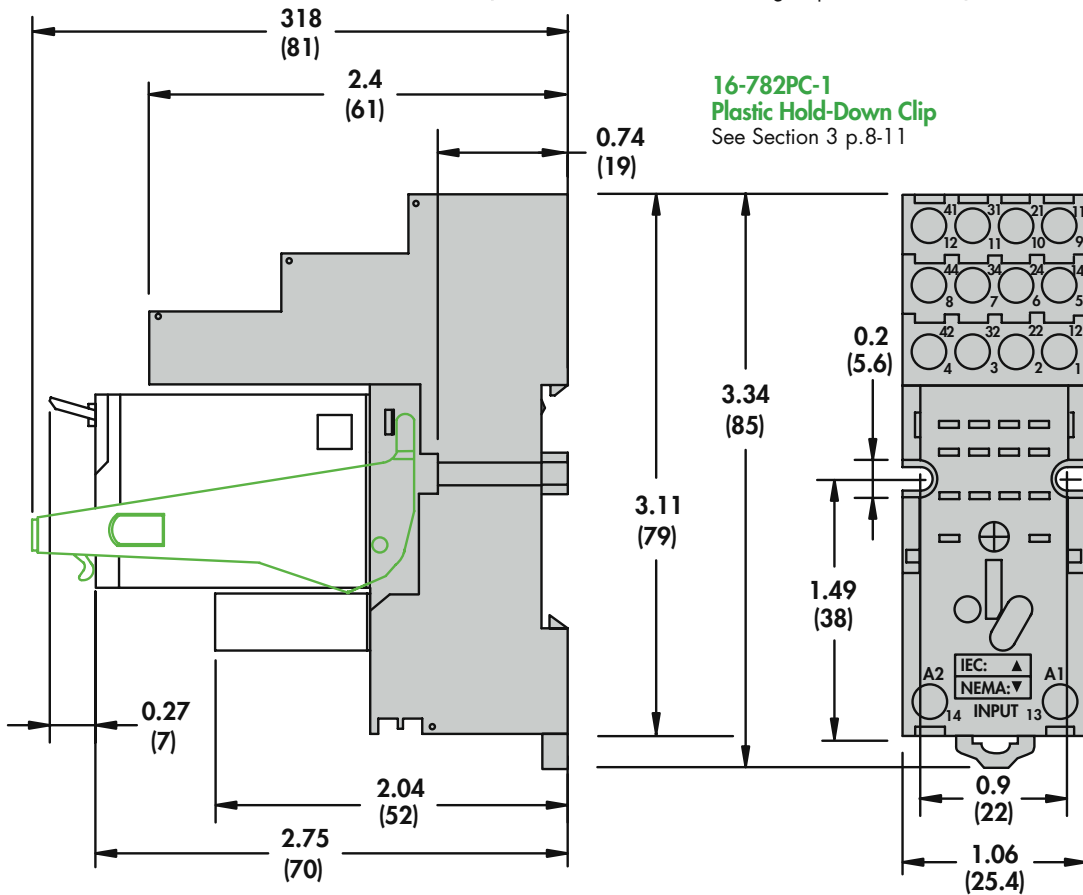
Characteristics	Units	Value
Number of Terminals		14
Electrical Rating		
Nominal Voltage Rating	Volts	300
Nominal Current Rating	Amps	10
Dielectric Strength		
Output to Adjacent Output Terminals	V rms	3000
Output to Input Terminals	V rms	3000
Terminals to Rail / Chassis	V rms	3000
Temperature		
Operating Range:	°C	- 40 to + 80
Storage Range:	°C	- 40 to + 105
Construction		
Protection Category (Finger-Safe)	EN 60529	IP 20
Internal Metal Tracks		Copper Alloy, Zinc Plated
Screw Terminals		Steel, Zinc Plated
Screw Style		Combination Head,
Screw size	mm	M3
Screw Torque 3.5 mm (Maximum)	Lb-in / Nm	7 / 0.8
Miscellaneous		
Socket Mounting:		Din / Panel
Wire Size Capacity (Maximum)	EN 60204-1	AWG mm2
Solid Cu	AWG, mm2	16 / 18 (2) 1.5 / 0.75 (2)
Stranded Cu	AWG, mm2	16 / 18 (2) 1.5 / 0.75 (2)
Wire Connection Method		Elevator
DIN Rail Mounting	EN 60715	35mm
Chassis Mount Screw Torque	Lb-in / Nm	7 / 0.8
Flamability Rating	Class	94V0
Body Color		Light Gray
DIN Locking Method		Red Plastic Locking Clip
Product Certification		UL, CSA
Conformance		CE, RoHS
Weight	grams	62



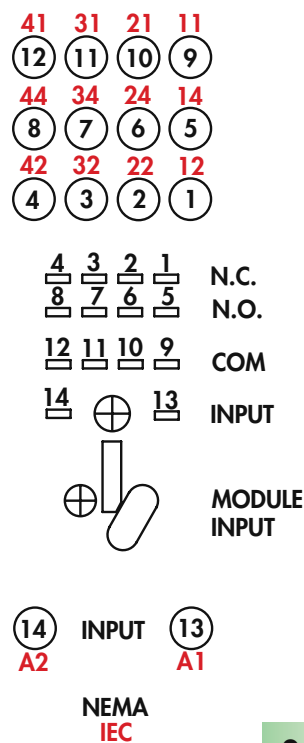
Optional Mating Accessories



Standard Part Number	Description	Catalog Location
782XDX1, 2, 3 & 782H	Relay	Section 1 p.16-17, 42-43
16-782PC-1	Plastic Hold-Down Ejector Clip for 782	Section 3 p.8-11
16-700ST-1	Plastic Snap-On I.D. Tag	Section 3 p.12
16-782SC	Metal Hold-Down Clip for 782	Section 3 p.8-11
16-1342	Metal Hold-Down Clip/782H Relay Only	Section 3 p.8-11
TDR782XDX	Relay	Section 5 p.14-17
16-TDR782SC	Metal Hold-Down Clip for TDR782	Section 3 p.8-11
70-BSM	Module	Section 3 p.6-7
16-782FT-1	Plastic I.D. Tag	Section 3 p.12
16-782CBJ-1	Coil Bus Jumper	Section 3 p.13
16-700DIN	Metal DIN Rail	Section 3 p.19
16-DCLIP-1	DIN Rail Locking Clip	Section 3 p.19



Wiring Diagram Top View



Mouser Electronics

Authorized Distributor

Click to View Pricing, Inventory, Delivery & Lifecycle Information:

[Schneider Electric:](#)

[70-782EL14-1](#)