



■ Features :

- Constant current mode power supply
- 180-264VAC input only
- Fully encapsulated with IP67 level (Note.6)
- Protections: Short circuit / Over voltage / Over temperature
- Cooling by free air convection
- Class II power unit, no FG
- Pass LPS
- 100% full load burn-in test
- Suitable for LED related fixture or appliance (such as LED Decoration or Advertisement devices)
- High reliability / Low cost
- 2 years warranty

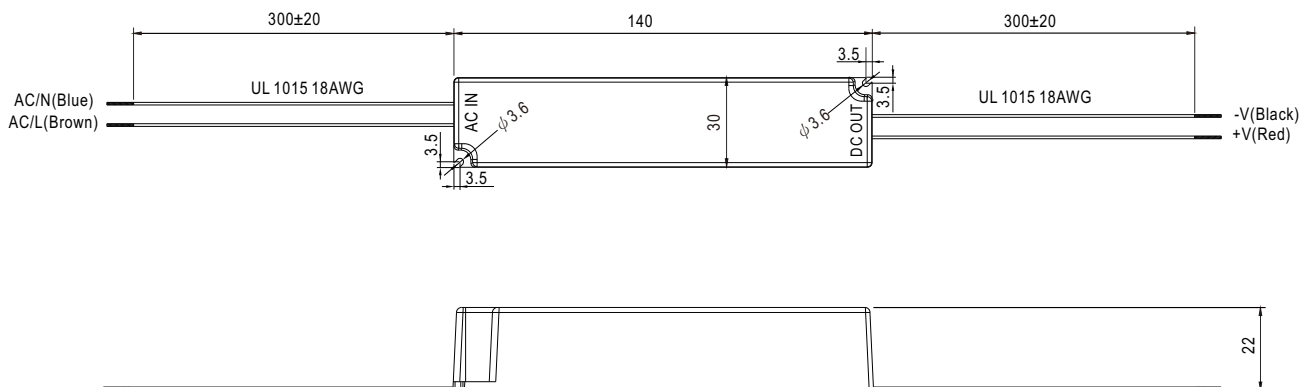


**SPECIFICATION**

MODEL		LPHC-18-350	LPHC-18-700
OUTPUT	RATED CURRENT	350mA	700mA
	DC VOLTAGE RANGE	6~48V	6~25V
	RATED POWER	16.8W	17.5W
	RIPPLE & NOISE (max.) Note.2	300mVp-p	250mVp-p
	VOLTAGE TOLERANCE Note.3	±5.0%	
	CURRENT ACCURACY	±8.0%	
	LINE REGULATION	±1.0%	
	LOAD REGULATION	±3.0%	
	SETUP, RISE TIME	3600ms, 100ms / 230VAC	
HOLD UP TIME (Typ.)	20ms/230VAC at full load		
INPUT	VOLTAGE RANGE	180 ~ 264VAC    254 ~ 370VDC	
	FREQUENCY RANGE	47 ~ 63Hz	
	EFFICIENCY(Typ.)	80%	80%
	AC CURRENT	0.3A/230VAC	
	INRUSH CURRENT(Typ.)	COLD START 50A(twidth=190µs measured at 50% Ipeak) at 230VAC	
	MAX. No. of PSUs on 16A CIRCUIT BREAKER	13 units (circuit breaker of type B) / 22 units (circuit breaker of type C) at 230VAC	
LEAKAGE CURRENT	0.25mA / 240VAC		
PROTECTION	OVER VOLTAGE	50.4~ 60V Protection type : Shut off o/p voltage, clamping by zener diode	28.75~ 33.75V
	OVER TEMPERATURE	Tj 170°C typically (U1) Detect on main control IC Protection type : Hiccup mode, recovers automatically after temperature goes down	
ENVIRONMENT	WORKING TEMP.	-30~ +70°C (Refer to "Derating Curve")	
	WORKING HUMIDITY	20 ~ 90% RH non-condensing	
	STORAGE TEMP., HUMIDITY	-40 ~ +80°C, 10 ~ 95% RH	
	TEMP. COEFFICIENT	±0.2%/°C (0 ~ 50°C)	
	VIBRATION	10 ~ 500Hz, 2G 10min./1cycle, period for 60min. each along X, Y, Z axes	
SAFETY & EMC (Note 5)	SAFETY STANDARDS	BIS IS15885, EAC TP TC 004, IP67 approved; design refer to UL1310 Class 2, EN 62368-1, CAN/CSA C22.2 No. 223-M91	
	WITHSTAND VOLTAGE	I/P-O/P:3KVAC	
	ISOLATION RESISTANCE	I/P-O/P:>100M Ohms / 500VDC / 25°C / 70% RH	
	EMC EMISSION	Compliance to EN55032 (CISPR32) Class A, EN61000-3-2 Class A, EN61000-3-3, EAC TP TC 020	
	EMC IMMUNITY	Compliance to EN61000-4-2,3,4,5,6,8,11, EN55024, light industry level, criteria A, EAC TP TC 020	
OTHERS	MTBF	1200.6K hrs min.    MIL-HDBK-217F (25°C)	
	DIMENSION	140*30*22(L*W*H)	
	PACKING	0.175Kg; 70pcs/13.3Kgs/0.71CUFT	
NOTE	<p>1. All parameters NOT specially mentioned are measured at 230VAC input, rated load and 25°C of ambient temperature.</p> <p>2. Ripple &amp; noise are measured at 20MHz of bandwidth by using a 12" twisted pair-wire terminated with a 0.1uf &amp; 47uf parallel capacitor.</p> <p>3. Tolerance : includes set up tolerance, line regulation and load regulation.</p> <p>4. Derating may be needed under low input voltage. Please check the static characteristic for more details.</p> <p>5. The power supply is considered as a component that will be operated in combination with final equipment. Since EMC performance will be affected by the complete installation, the final equipment manufacturers must re-quality EMC Directive on the complete installation again.</p> <p>6. Suitable for indoor use or outdoor use without direct sunlight exposure.</p> <p>7. This product is not intended for LED applications in the EU.(In the EU NPF/LPF/XLG series are recommended.)</p> <p>8. To fulfill requirements of latest ErP regulation for lighting luminaires, this LED Driver can only be used behind a switch without permanently connected to mains.</p>		

### Mechanical Specification

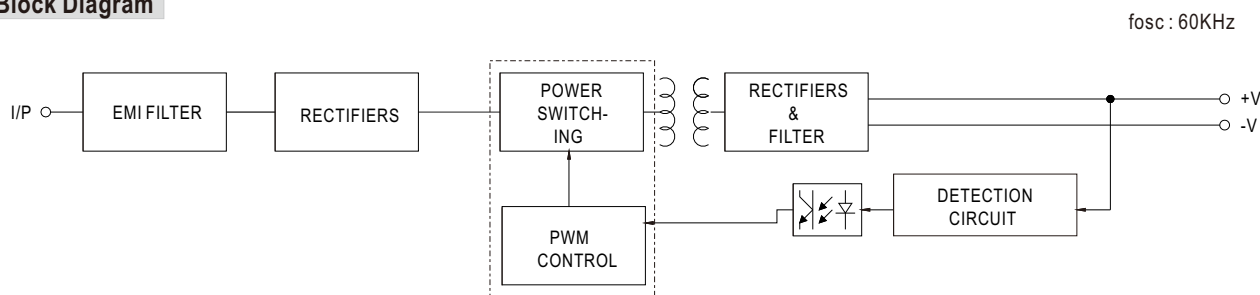
Unit:mm



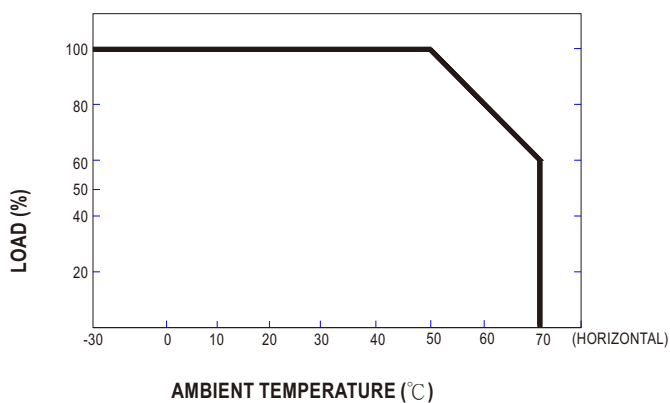
### Recommend Mounting Direction



### Block Diagram



### Derating Curve



### Static Characteristics

