

4

3

2

1

THIS DRAWING IS UNPUBLISHED.

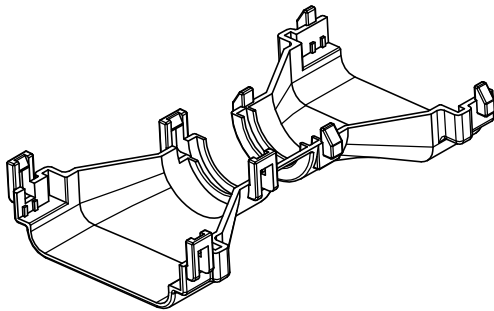
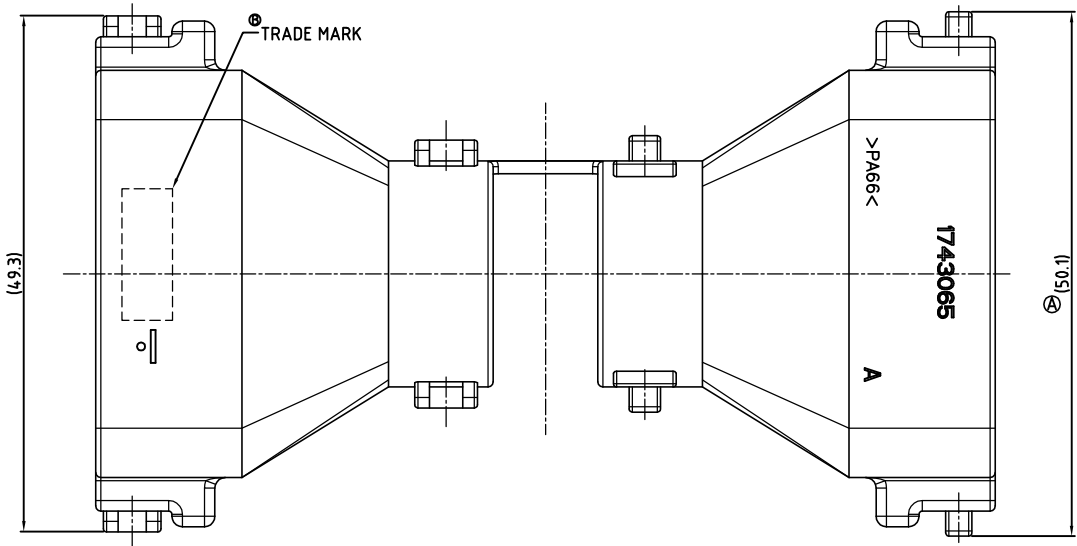
RELEASED FOR PUBLICATION



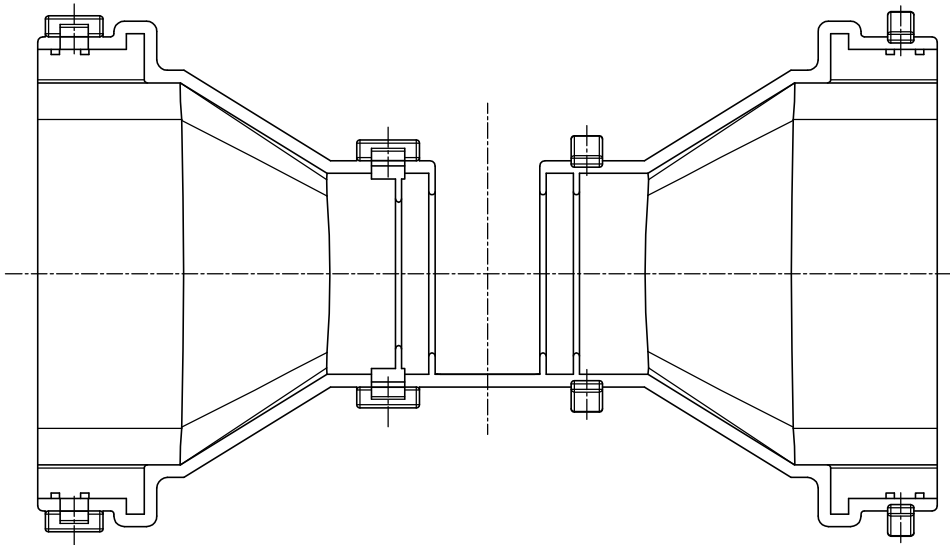
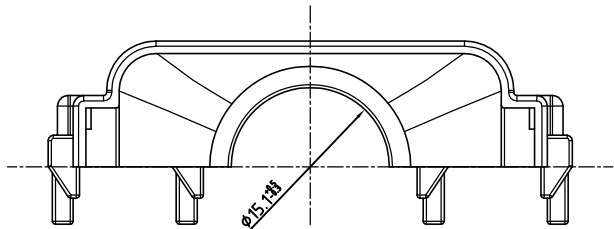
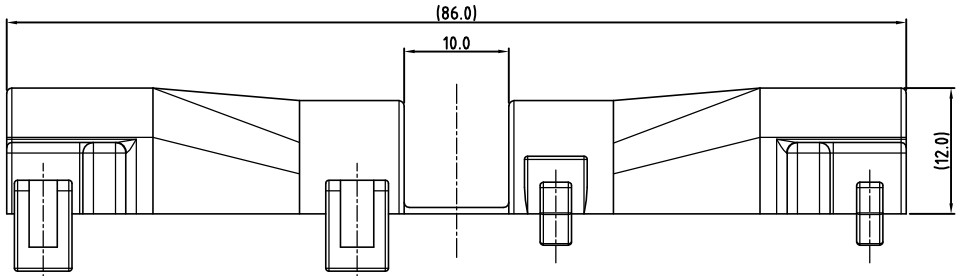
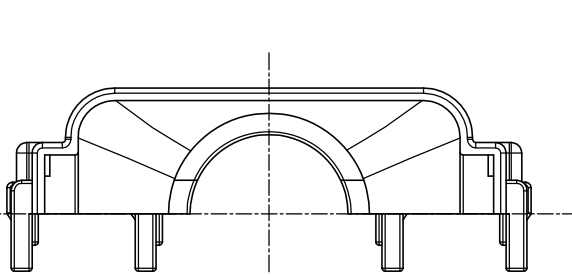
COPYRIGHT

BY TYCO ELECTRONICS CORPORATION. ALL RIGHTS RESERVED.

LOC	DIST	REVISIONS					
		P	LTR	DESCRIPTION	DATE	DWN	APVD
DS	—	A		REVISED(ECR-06-027317)	29/JAN/07	SW	JK
		B		REVISED(ECR-10-020545)	03/DEC/10	SJ	HG


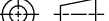


3D-VIEW  
SCALE 1/1



NOTES;

1. WARP IS 0.5 MAX. AND FLASH IS 0.3 MAX.
2. APPLICABLE CONNECTOR : X-1743062-X
3. APPLICABLE CORRUGATOR DIAMETER :  $\phi 14.0$

control priority dimension;		BLACK		PA66		CAP COVER		0-1743065-2					
<input checked="" type="checkbox"/> CRITICAL, <input checked="" type="checkbox"/> MAJOR, <input type="checkbox"/> MINOR		COLOR		MATERIAL		DESCRIPTION		P/N					
THIS DRAWING IS A CONTROLLED DOCUMENT FOR TYCO ELECTRONICS CORPORATION IT IS SUBJECT TO CHANGE AND THE CONTROLLING ENGINEERING ORGANIZATION SHOULD BE CONTACTED FOR THE LATEST REVISION.		DWN SJ CHOI		<div> Tyco Electronics</div> <div>Tyco Electronics kyungsan, korea</div>									
		CHK JW JUNG											
		APVD HG CHO		NAME  COVER FOR MTII/JPT SLD 36P CAP									
		PRODUCT SPEC -											
DIMENSIONS: MM		TOLERANCES UNLESS OTHERWISE SPECIFIED:		APPLICATION SPEC -		SIZE A2		CAGE CODE 00779		DRAWING NO C= 1743065		RESTRICTED TO -	
<div></div> <div>3rd ANGLE PROJECTION</div>		DECIMALS : ± 0.3 ANGLES : ± 3°		WEIGHT -		SCALE 2/1		SHEET 1 of 1		REV B			
		MATERIAL  SEE TABLE		FINISH - -									

# Mouser Electronics

Authorized Distributor

Click to View Pricing, Inventory, Delivery & Lifecycle Information:

[TE Connectivity:](#)

[1743065-2](#)