THIS DRAWING IS UNPUBLISHED. RELEASED FOR PUBLICATION -,- .
© COPYRIGHT - BY TYCO ELECTRONICS CORPORATION. ALL INTERNATIONAL RIGHTS RESERVED.

LOC	DIST
DF	Z0

REVISIONS

P	LTR	DESCRIPTION	DATE	DWN	APVD
	J	REVISED PER ECO-08-023361	02AUG10	CT	BW

1. QUALITY CONFORMANCE INSPECTION PER MIL-C-55302 (GROUP A, B & C).
2. PACKAGED PER MIL-C-55302
3. THESE DIMENSIONS PERTAIN TO CAVITY CENTERLINES ONLY, NOT TO CONTACT LOCATIONS.
4. SLOT OPTIONAL AT INDICATED AREA OF HOUSING.
5. CONTACTS: GOLD FLASH OVER 0.000762 TO 0.00381 [.000030 TO .000150] NICKEL ENTIRE CONTACT, 0.00127[.000050] GOLD ON CONTACT AREA ONLY.
6. MARKED IN APPROX AREA SHOWN
   EXAMPLE: AMP, AMP PART NUMBER
   DATE CODE MILITARY PART NUMBER
   HOUSINGS SMALLER THAN 20 POSITION ARE MARKED AS FOLLOWS:
   10 THRU 18 POSN - AMP, DATE CODE AND MILITARY PART NUMBER
   8, 6 AND 4 POSN - AMP TRADEMARK ONLY (MAY BE ROTATED 90° TO FIT).
7. CHARACTERS MARKED IN AREA SHOWN, EVERY FIFTH POSITION MARKED WITH A BAR
8. "CSA" LOGO MARKED ON HOUSING.
9. OBSOLETE

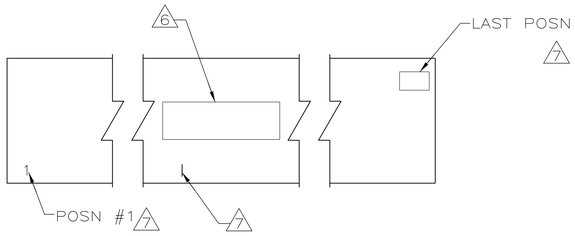

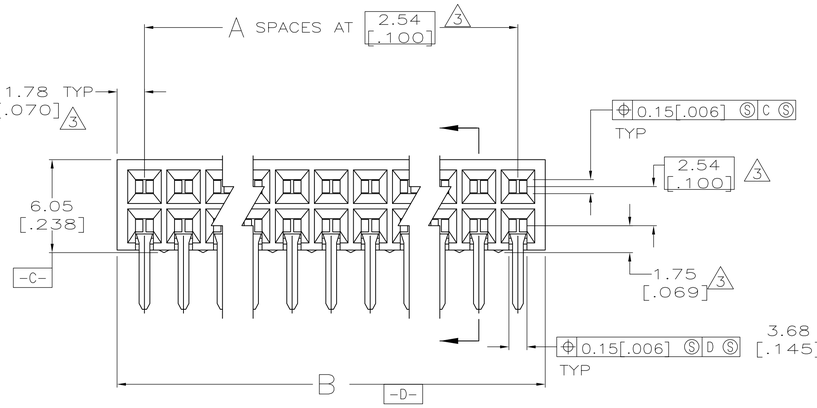

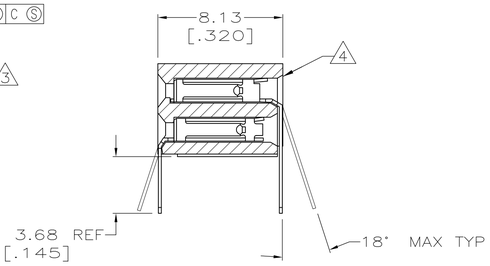

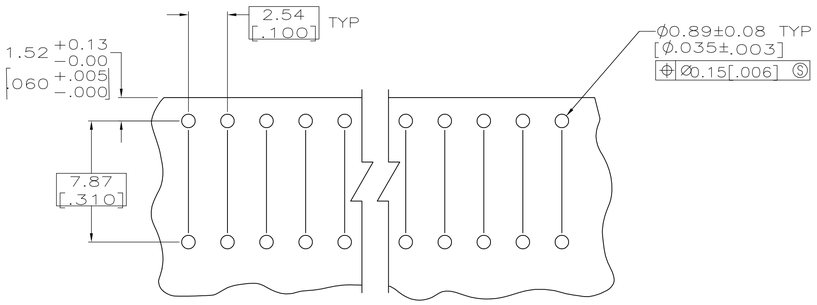

RECOMMENDED PC BOARD HOLE LAYOUT

MILITARY PART NUMBER	B	A	NO OF POSN	PART NUMBER	MILITARY PART NUMBER	B	A	NO OF POSN	PART NUMBER
M55302/128-DR1C	166.12 [6.540]	64	130	9 6-87964-4	M55302/128-BR1C	84.84 [3.340]	32	66	9 3-87964-2
M55302/128-DQ1C	163.58 [6.440]	63	128	6-87964-3	M55302/128-BQ1C	82.30 [3.240]	31	64	9 3-87964-1
M55302/128-DP1C	161.04 [6.340]	62	126	9 6-87964-2	M55302/128-BP1C	79.76 [3.140]	30	62	9 3-87964-0
M55302/128-DN1C	158.50 [6.240]	61	124	6-87964-1	M55302/128-BN1C	77.22 [3.040]	29	60	2-87964-9
M55302/128-DM1C	155.96 [6.140]	60	122	9 6-87964-0	M55302/128-BM1C	74.68 [2.940]	28	58	9 2-87964-8
M55302/128-DL1C	153.42 [6.040]	59	120	9 5-87964-9	M55302/128-BL1C	72.14 [2.840]	27	56	2-87964-7
M55302/128-DK1C	150.88 [5.940]	58	118	5-87964-8	M55302/128-BK1C	69.60 [2.740]	26	54	9 2-87964-6
M55302/128-DJ1C	148.34 [5.840]	57	116	5-87964-7	M55302/128-BJ1C	67.06 [2.640]	25	52	2-87964-5
M55302/128-DH1C	145.80 [5.740]	56	114	9 5-87964-6	M55302/128-BH1C	64.52 [2.540]	24	50	2-87964-4
M55302/128-DG1C	143.26 [5.640]	55	112	9 5-87964-5	M55302/128-BG1C	61.98 [2.440]	23	48	2-87964-3
M55302/128-DF1C	140.72 [5.540]	54	110	5-87964-4	M55302/128-BF1C	59.44 [2.340]	22	46	9 2-87964-2
M55302/128-DE1C	138.18 [5.440]	53	108	9 5-87964-3	M55302/128-BE1C	56.90 [2.240]	21	44	2-87964-1
M55302/128-DD1C	135.64 [5.340]	52	106	5-87964-2	M55302/128-BD1C	54.36 [2.140]	20	42	2-87964-0
M55302/128-DC1C	133.10 [5.240]	51	104	9 5-87964-1	M55302/128-BC1C	51.82 [2.040]	19	40	1-87964-9
M55302/128-DB1C	130.56 [5.140]	50	102	9 5-87964-0	M55302/128-BB1C	49.28 [1.940]	18	38	9 1-87964-8
M55302/128-DA1C	128.02 [5.040]	49	100	4-87964-9	M55302/128-BA1C	46.74 [1.840]	17	36	1-87964-7
M55302/128-CR1C	125.48 [4.940]	48	98	4-87964-8	M55302/128-AR1C	40.20 [1.740]	16	34	1-87964-6
M55302/128-CQ1C	122.94 [4.840]	47	96	9 4-87964-7	M55302/128-AQ1C	41.66 [1.640]	15	32	9 1-87964-5
M55302/128-CP1C	120.40 [4.740]	46	94	9 4-87964-6	M55302/128-AP1C	39.12 [1.540]	14	30	1-87964-4
M55302/128-CN1C	117.86 [4.640]	45	92	9 4-87964-5	M55302/128-AN1C	36.58 [1.440]	13	28	1-87964-3
M55302/128-CM1C	115.32 [4.540]	44	90	9 4-87964-4	M55302/128-AM1C	34.04 [1.340]	12	26	1-87964-2
M55302/128-CL1C	112.78 [4.440]	43	88	9 4-87964-3	M55302/128-AL1C	31.50 [1.240]	11	24	9 1-87964-1
M55302/128-CK1C	110.24 [4.340]	42	86	9 4-87964-2	M55302/128-AK1C	28.96 [1.140]	10	22	9 1-87964-0
M55302/128-CJ1C	107.70 [4.240]	41	84	9 4-87964-1	M55302/128-AJ1C	26.42 [1.040]	9	20	87964-9
M55302/128-CH1C	105.16 [4.140]	40	82	4-87964-0	M55302/128-AH1C	23.88 [.940]	8	18	87964-8
M55302/128-CG1C	102.62 [4.040]	39	80	3-87964-9	M55302/128-AG1C	21.34 [.840]	7	16	87964-7
M55302/128-CF1C	100.08 [3.940]	38	78	3-87964-8	M55302/128-AF1C	18.80 [.740]	6	14	9 87964-6
M55302/128-CE1C	97.54 [3.840]	37	76	9 3-87964-7	M55302/128-AE1C	16.26 [.640]	5	12	87964-5
M55302/128-CD1C	95.00 [3.740]	36	74	3-87964-6	M55302/128-AD1C	13.72 [.540]	4	10	87964-4
M55302/128-CC1C	92.46 [3.640]	35	72	3-87964-5	M55302/128-AC1C	11.18 [.440]	3	8	87964-3
M55302/128-CB1C	89.92 [3.540]	34	70	9 3-87964-4	M55302/128-AB1C	8.64 [.340]	2	6	87964-2
M55302/128-CA1C	87.38 [3.440]	33	68	3-87964-3	M55302/128-AA1C	6.10 [.240]	1	4	9 87964-1

THIS DRAWING IS A CONTROLLED DOCUMENT.

DIMENSIONS: mm [INCHES]

TOLERANCES UNLESS OTHERWISE SPECIFIED:
0 PLC ± -
1 PLC ± -
2 PLC ± 0
3 PLC ± 0.25[.010]
4 PLC ± -
ANGLES ± -

MATERIAL HOUSING:
FINISH 5

DWN J. GALLUCCI BG 4-30-91
CHK D. BENDORF 10-24-91
APVD —
PRODUCT SPEC —
APPLICATION SPEC —
WEIGHT —

Tyco Electronics
Tyco Electronics Corporation
Harrisburg, PA 17105-3608

NAME HOUSING ASSEMBLY, MOD II, DOUBLE ROW, IN LINE 2.54[.100]℄22, SHORT POINT CONTACTS

SIZE	CAGE CODE	DRAWING NO	RESTRICTED TO
A1	00779	C-87964	—

CUSTOMER DRAWING SCALE 5:1 SHEET 1 OF 1 REV J

4805 (1/08)

Mouser Electronics

Authorized Distributor

Click to View Pricing, Inventory, Delivery & Lifecycle Information:

TE Connectivity:
87964-3