THIS DRAWING IS UNPUBLISHED. RELEASED FOR PUBLICATION - ,- .
© COPYRIGHT - By - ALL RIGHTS RESERVED.

LOC	DIST
AD	00

REVISIONS

P	LTR	DESCRIPTION	DATE	DWN	APVD
	E4	REVISED PER ECO-11-004587	11MAR11	RK	HMR

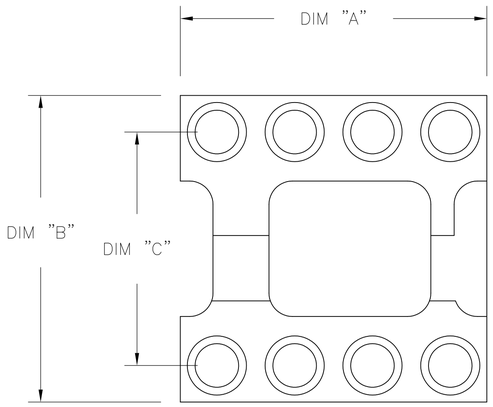

FIG. 1

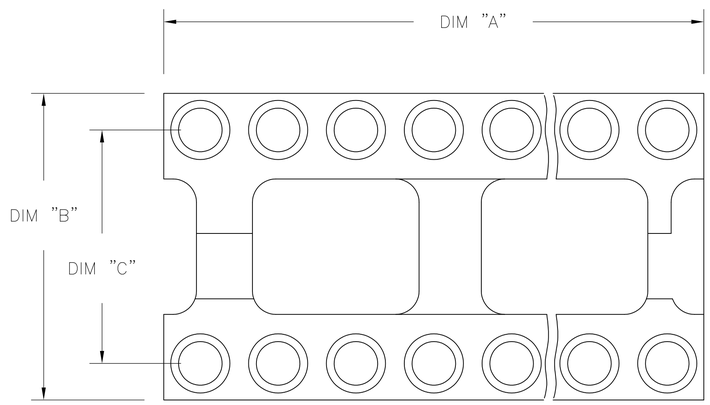

FIG. 2

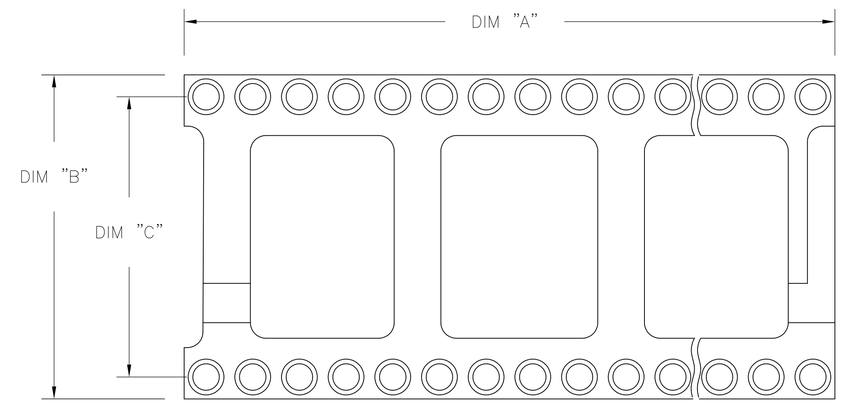

FIG. 3

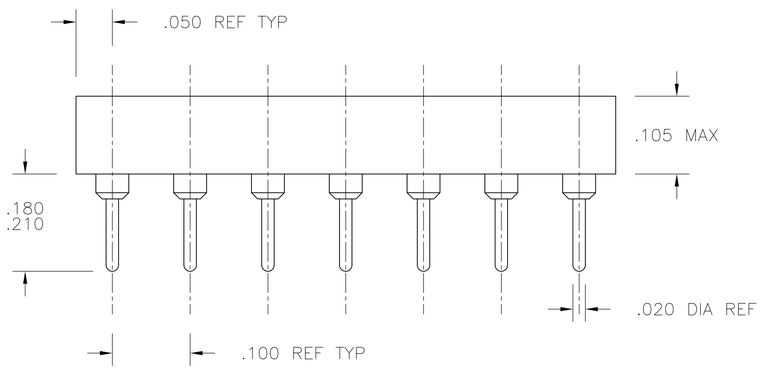

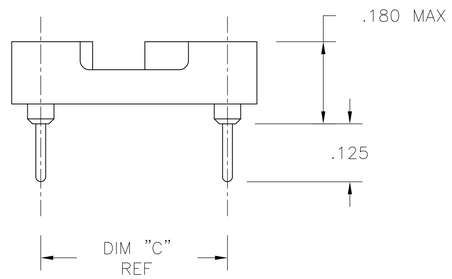

1. INSULATOR MATERIAL – THERMOPLASTIC POLYESTER, PCT, BLACK, UL94 V-0

2. STAMPED CONTACT – BECU, PLATED WITH 80–200μ". TIN (LEAD FREE) OVER 75–100μ" COPPER.

3. SLEEVE – COPPER, PLATED WITH 180–340μ" THK TIN (LEAD FREE) OVER 75–125μ" MIN NICKEL.

5. STAMPED CONTACT–BECU, PLATED WITH GOLD FLASH OVER 50–100μ"NICKEL

6. STAMPED CONTACT–BECU, PLATED WITH 20μ" MIN GOLD OVER 30–100μ"NICKEL.

7. ELECTRICAL:
   CONTACT RESISTANCE: 10 MILLIOHMS MAX
   CONTACT RATING: 3 AMPS
   CAPACITANCE: 1.0 pF PER MIL–STD–202, METHOD 305
   INSULATION RESISTANCE: 5000 OHMS MIN @ 500 VDC PER MIL–STD–1344, METHOD 3003.1
   DIELECTRIC WITHSTANDING VOLTAGE: 1000 VOLTS (RMS) PER MIL–STD–1344, METHOD 3001.1

8. MECHANICAL:
   INSERTION FORCE: 179 GRAMS AVG
   WITHDRAWAL FORCE: 63 GRAMS AVG
   "ACCEPTS IC PIN – .009''X.015'' THROUGH .011''X.020'', OR .016'' TO .021'' DIAMETER, .150/.105 LONG"

9. ENVIRONMENTAL:
   OPERATING TEMPERATURE: –55°C TO +105°C

10. OBSOLETE PARTS: OBSOLETE CIS STREAMLINING PER D.RENAUD/D.SINISI

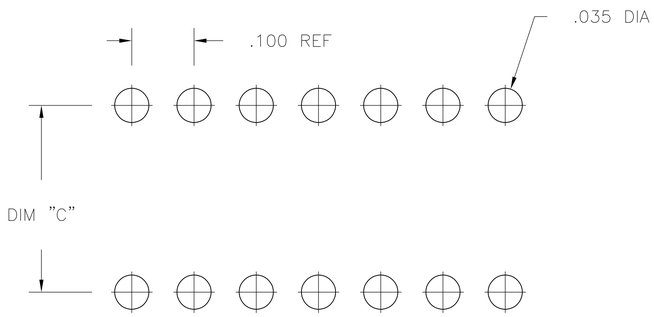

P.C.B. HOLE LAYOUT

TOLERANCE ±.003

THIS DRAWING IS A CONTROLLED DOCUMENT.	DWN BSV 27JUL04	TE Connectivity	
DIMENSIONS: INCHES	CHK –	NAME OPEN FRAME DIP, ECONOMY (STAMPED CONTACT) (REF AUGAT 800 SERIES) –	
TOLERANCES UNLESS OTHERWISE SPECIFIED: 0 PLC ± – 1 PLC ± – 2 PLC ± – 3 PLC ± .005 4 PLC ± – ANGLES ± –	APVD K WRIGHT	SIZE A1 / CAGE CODE 00779 / DRAWING NO C-1571552	RESTRICTED TO –
	PRODUCT SPEC –		
	APPLICATION SPEC –		
MATERIAL SEE NOTES / FINISH SEE NOTES	WEIGHT –		
	CUSTOMER DRAWING	SCALE 4:1 / SHEET 1 OF 2	REV E4

4805 (3/11)

THIS DRAWING IS UNPUBLISHED. RELEASED FOR PUBLICATION -.- .
© COPYRIGHT - By - ALL RIGHTS RESERVED.

LOC	DIST
AD	00

REVISIONS

P	LTR	DESCRIPTION	DATE	DWN	APVD
	-	SEE SHEET 1	-	-	-

3 6 10	OBSOLETE	GOLD / TIN	.400±.005	.500	1.200	2	24	~~5-1571552-7~~
3 6		GOLD / TIN	.300±.005	.400	1.200	2	24	5-1571552-6
3 6		GOLD / TIN	.900±.005	1.000	3.200	3	64	5-1571552-5
3 6		GOLD / TIN	.600±.005	.700	2.400	3	48	5-1571552-4
3 6		GOLD / TIN	.600±.005	.700	2.100	3	42	5-1571552-3
3 6		GOLD / TIN	.600±.005	.700	2.000	3	40	5-1571552-2
3 6		GOLD / TIN	.600±.005	.700	1.800	3	36	5-1571552-1
3 6		GOLD / TIN	.600±.005	.700	1.600	3	32	5-1571552-0
3 6		GOLD / TIN	.600±.005	.700	1.400	2	28	4-1571552-9
3 6		GOLD / TIN	.600±.005	.700	1.200	2	24	4-1571552-8
3 6		GOLD / TIN	.400±.005	.500	1.100	2	22	4-1571552-7
3 6		GOLD / TIN	.300±.005	.400	1.000	2	20	4-1571552-6
3 6		GOLD / TIN	.300±.005	.400	.900	2	18	4-1571552-5
3 6		GOLD / TIN	.300±.005	.400	.800	2	16	4-1571552-4
3 6		GOLD / TIN	.300±.005	.400	.400	1	8	4-1571552-3
3 6		GOLD / TIN	.300±.005	.400	.700	2	14	4-1571552-2
3 5 10	OBSOLETE	G F / TIN	.400±.005	.500	1.200	2	24	~~3-1571552-7~~
3 5		G F / TIN	.300±.005	.400	1.200	2	24	3-1571552-6
3 5		G F / TIN	.900±.005	1.000	3.200	3	64	3-1571552-5
3 5		G F / TIN	.600±.005	.700	2.400	3	48	3-1571552-4
3 5		G F / TIN	.600±.005	.700	2.100	3	42	3-1571552-3
3 5		G F / TIN	.600±.005	.700	2.000	3	40	3-1571552-2
3 5		G F / TIN	.600±.005	.700	1.800	3	36	3-1571552-1
3 5		G F / TIN	.600±.005	.700	1.600	3	32	3-1571552-0
3 5		G F / TIN	.600±.005	.700	1.400	2	28	2-1571552-9
3 5		G F / TIN	.600±.005	.700	1.200	2	24	2-1571552-8
3 5		G F / TIN	.400±.005	.500	1.100	2	22	2-1571552-7
3 5		G F / TIN	.300±.005	.400	1.000	2	20	2-1571552-6
3 5		G F / TIN	.300±.005	.400	.900	2	18	2-1571552-5
3 5		G F / TIN	.300±.005	.400	.800	2	16	2-1571552-4
3 5		G F / TIN	.300±.005	.400	.700	2	14	2-1571552-3
3 5		G F / TIN	.300±.005	.400	.400	1	8	2-1571552-2
3 2		TIN / TIN	.400±.005	.500	1.200	2	24	1-1571552-7
3 2		TIN / TIN	.300±.005	.400	1.200	2	24	1-1571552-6
3 2 10	OBSOLETE	TIN / TIN	.900±.005	1.000	3.200	3	64	~~1-1571552-5~~
3 2 10	OBSOLETE	TIN / TIN	.600±.005	.700	2.400	3	48	~~1-1571552-4~~
3 2 10	OBSOLETE	TIN / TIN	.600±.005	.700	2.100	3	42	~~1-1571552-3~~
3 2		TIN / TIN	.600±.005	.700	2.000	3	40	1-1571552-2
3 2 10	OBSOLETE	TIN / TIN	.600±.005	.700	1.800	3	36	~~1-1571552-1~~
3 2		TIN / TIN	.600±.005	.700	1.600	3	32	1-1571552-0
3 2		TIN / TIN	.600±.005	.700	1.400	2	28	1571552-9
3 2		TIN / TIN	.600±.005	.700	1.200	2	24	1571552-8
3 2 10	OBSOLETE	TIN / TIN	.400±.005	.500	1.100	2	22	~~1571552-7~~
3 2		TIN / TIN	.300±.005	.400	1.000	2	20	1571552-6
3 2		TIN / TIN	.300±.005	.400	.900	2	18	1571552-5
3 2		TIN / TIN	.300±.005	.400	.800	2	16	1571552-4
3 2		TIN / TIN	.300±.005	.400	.700	2	14	1571552-3
3 2		TIN / TIN	.300±.005	.400	.400	1	8	1571552-2
		FINISH CONTACT/ SLEEVE	"C" MAX	"B" MAX	"A" MAX	FIG	NO. OF POSN	PART NO.

THIS DRAWING IS A CONTROLLED DOCUMENT.

DIMENSIONS: INCHES

TOLERANCES UNLESS OTHERWISE SPECIFIED:
0 PLC ± -
1 PLC ± -
2 PLC ± -
3 PLC ± .005
4 PLC ± -
ANGLES ± -

MATERIAL: SEE SHEET 1

FINISH: SEE SHEET 1

DWN RSV 27JUL04
CHK -
APVD K. WRIGHT
PRODUCT SPEC —
APPLICATION SPEC —
WEIGHT —

TE Connectivity

NAME: OPEN FRAME DIP, ECONOMY (STAMPED CONTACT) (REF AUGAT 800 SERIES)

SIZE	CAGE CODE	DRAWING NO	RESTRICTED TO
A1	00779	C-1571552	—

CUSTOMER DRAWING | SCALE 1:1 | SHEET 2 OF 2 | REV E4

4805 (3/11)

Mouser Electronics

Authorized Distributor

Click to View Pricing, Inventory, Delivery & Lifecycle Information:

TE Connectivity:
824-AG31D-ES-LF