THIS DRAWING IS UNPUBLISHED
VERTRAULICHE UNVEROEFFENTLICHTE ZEICHNUNG
© COPYRIGHT 20 BY -

RELEASED FOR PUBLICATION
FREI FUER VEROEFFENTLICHUNG - -
ALL RIGHTS RESERVED.
ALLE RECHTE VORBEHALTEN.

MATED WITH:
PASSEND ZU:
968977

LOC	DIST
A1	-

PROJEKT NR.: A99-52067

REVISIONS
AENDERUNGEN

P	LTR	DESCRIPTION BESCHREIBUNG	DATE	DWN	APVD
	B3	REVISED PER ECO-11-005150	31MAR2011	RK	HMR
	B4	NOTE 10 REWORKED, DETAILS SEE PCN-E-12-009306	16MAY2012	MS	FE

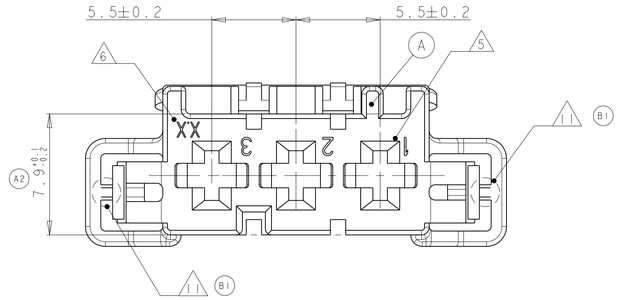

WAS 97-52133-016
war

SECONDARY LOCKING DEVICE IN ...
Zweite Kontaktsicherung in...

PRE-LOCKED POSITION
(STATE OF DELIVERY)

Vorraststellung
(Lieferzustand

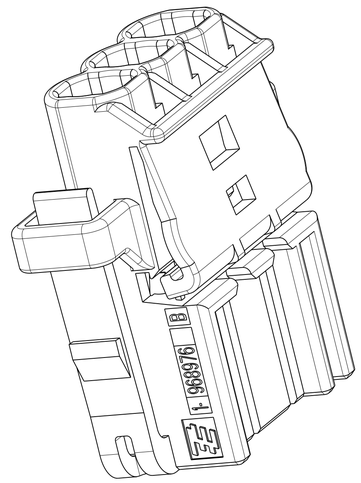

FINAL POSITION
Endrastzustand

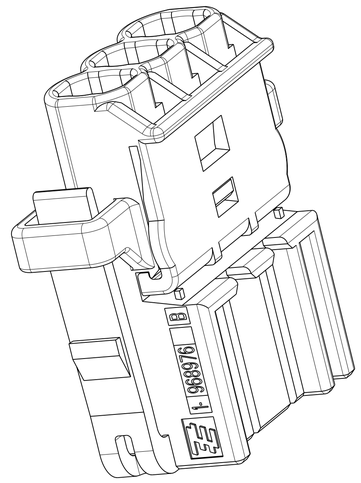

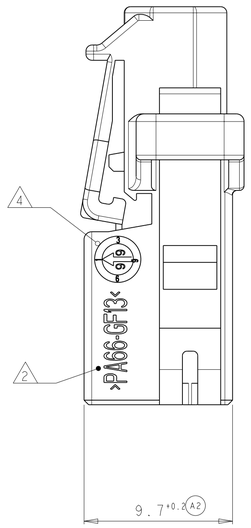

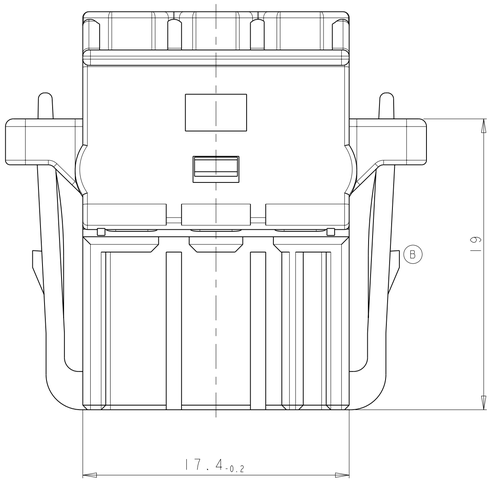

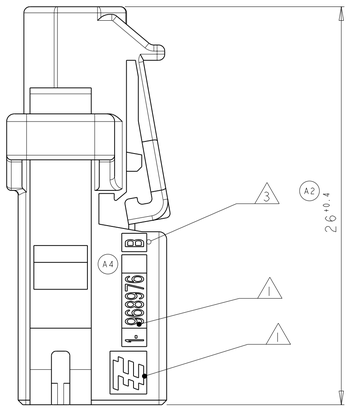

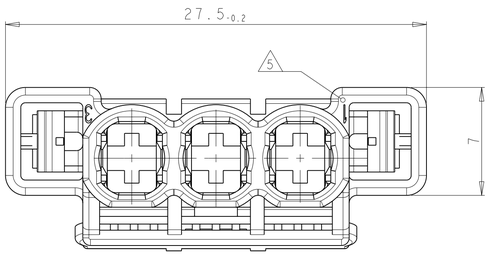

NOTES
Bemerkungen

(B4)(B2) 1 TE LOGO AND TE CONNECTIVITY-NUMBER
TE Logo und TE CONNECTIVITY-Nummer

2 MATERIAL MARKING VDA 260
Werkstoffkennzeichnung

3 REVISION OF THE MOLD
Werkzeugaenderungsindex

4 PRODUKTION DATE
Produktionsdatum

5 CAVITY NUMBERING
Kammernummerierung

6 CAVITY MARKING
Nestkennzeichnung

7 FITS TO
INTERFACE DRAWING FOR TAB CONNECTOR: 114-18251-007
AND 2.8mm TAB HOUSING, 3POS: 968977
Passend zu
Anschluss Ausfuehrungsvorschrift: 114-18251-007
und 2,8mm Flachsteckergeh., 3pol.: 968977

8 CAVITIES MATED TO AMP MCP2.8 CONTACTS
MAX WIRESIZE: 4mm² FLR (WITHOUT SWS)
SEE PRODUCT GROUP DRAWING
AMP NO.: 1355036
Kontaktkammern passend fuer AMP MCP2.8 Kontakte
max. Drahtgrössenbereich: 4mm² FLR (ohne EDS)
siehe Tabellenzeichnung
AMP Nr.: 1355036

(A3) 9 BULK PACKAGING IN CORRUGATED BOX
Schüttgut im Versandkarton

(B4)(A4) 10 PARTS ARE MARKED WITHOUT DASH NUMBER -9
Teile sind ohne Nachstrichzahl -9 gekennzeichnet

(B1) 11 BRIDGE AS A MOULDING HELP ON THE LOCKING LATCH, DURING TRANSPORTATION AND MATING THIS BRIDGE CAN BREAK AND REMAINS EITHER ON THE LOCKING LATCH OR ON THE PROTECTION BOW
Steg als Fertigungshilfe am Rastarm. Dieser Steg kann sich beim Transport oder Stecken lösen und verbleibt entweder am Rastarm oder am Schutzbügel

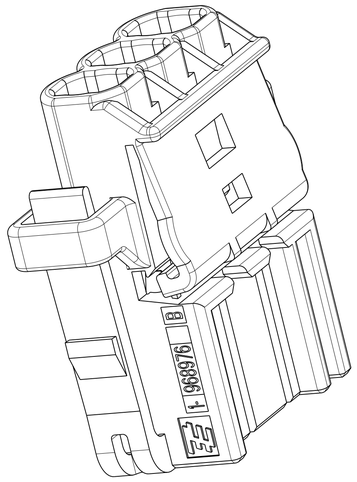

CODING Plan: / Kodierschema:

CODING: A
Kodierung A

AS SHOWN
Wie gezeichnet

CODING: B
Kodierung: B

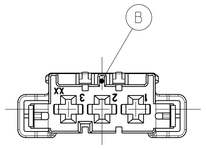

CODING: C
Kodierung: C

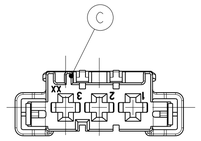

(A3)

ORDER-NO. Bestell-Nr.	QTY Stück	MAT.	COLOUR Farbe	DESCRIPTION Beschreibung	REV.	ITEM
3-968976-9	1	PA66-GF13	BLUE/blau	AMP MCP2.8 HOUSING,3POS, CODING C AMP MCP2.8 Gehäuse, 3pol. Kodierung C	B	6
2-968976-9	1	PA66-GF13	GREY/grau	AMP MCP2.8 HOUSING,3POS, CODING B AMP MCP2.8 Gehäuse, 3pol. Kodierung B	B	5
1-968976-9	1	PA66-GF13	BLACK/schwarz	AMP MCP2.8 HOUSING,3POS, CODING A AMP MCP2.8 Gehäuse, 3pol. Kodierung A	B	4

THIS DRAWING IS A CONTROLLED DOCUMENT.

DIMENSIONS: MASSEINHEITEN: mm

TOLERANCES UNLESS OTHERWISE SPECIFIED: acc to ISO 8015
0 PLC ±-
1 PLC ±-
2 PLC ±-
3 PLC ±-
4 PLC ±-
ANGLES/WINKEL ±2°

MATERIAL SEE TABLE s. Tabelle

FINISH/OBERFLACHE/FARBE SEE TABLE s. Tabelle

DWN	H. Kuphal	03MAR99
CHK	C. Eberwein	04NOV99
APVD	J. Hass	05NOV99

PRODUCT SPEC PRODUKTSPEZ. 108-18619-003
APPLICATION SPEC VERARBEITUNGSSPEZ. 114-18221-003
WEIGHT GEWICHT 3.5gr

TE Connectivity

NAME
AMP MCP2.8 REC.HSG., 3POS WITH SECONDARY LOCKING DEV.
AMP MCP2.8 Buchsengeh., 3pol. mit 2.Kontaktsicherung
-

SIZE A1 | CAGE CODE | DRAWING NO ZEICHNUNGS-NR. C-968976 | RESTRICTED TO NUR FUER -

CUSTOMER DRAWING /KUNDENZEICHNUNG | SCALE MASSSTAB 5:1 | SHEET BLATT 1 OF VON 1 | REV B4

4805 (3/11)

Pro/ENGINEER DRAWING

Mouser Electronics

Authorized Distributor

Click to View Pricing, Inventory, Delivery & Lifecycle Information:

TE Connectivity:

2-968976-9