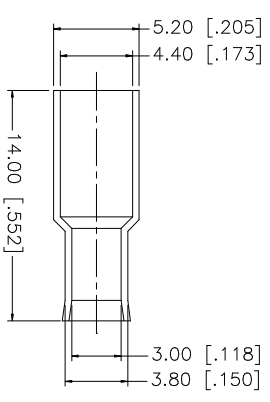
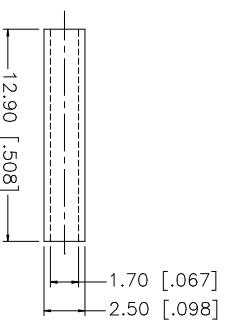
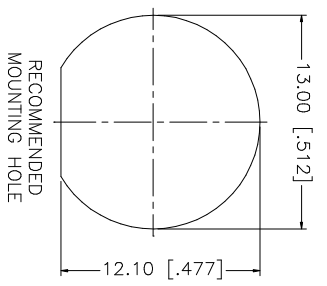
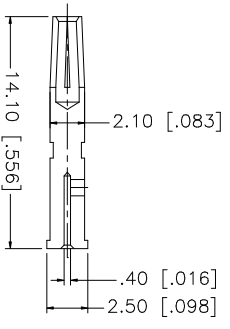
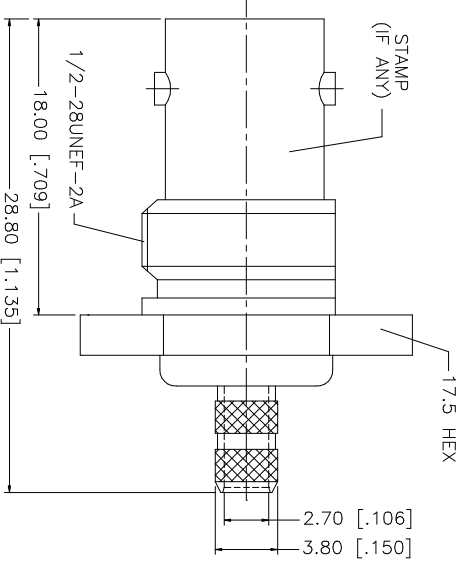
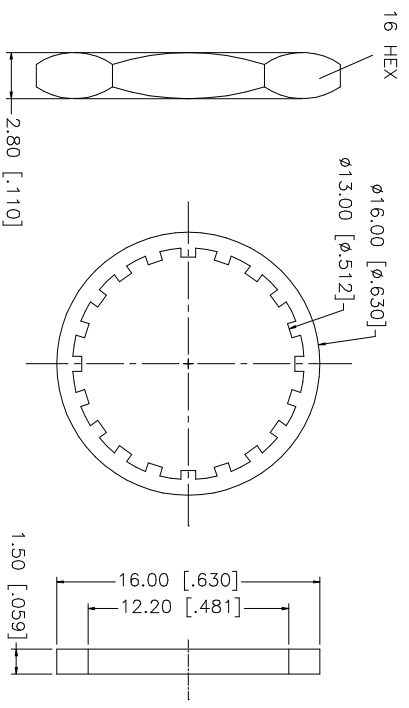
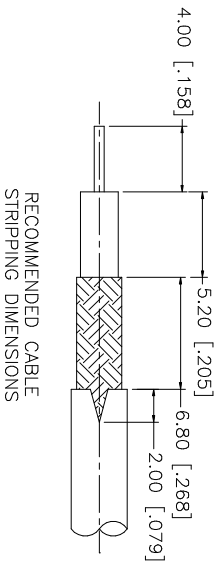


REV.	DATE	DESCRIPTION
A	10/12/03	MODIFY DRAWING FORMAT



- NOTE:
1. CRIMPED FERRULE HEX CRIMP SIZE .178"
 2. CRIMPED CONTACT PIN HEX CRIMP SIZE .068"

QTY	DESCRIPTION	MATERIAL	FINISH
1	16 HEX	COPPER	NICKEL
1	FERRULE	DELRIN	NICKEL
1	SLEEVE	DELRIN	NICKEL
1	HEX NUT	BRASS	NICKEL
1	LOCK WASHER	BRASS	NICKEL
1	GASKET	RUBBER	RED
1	CONTACT PIN	PHOS. BRONZE	GOLD
1	INSULATOR BODY	DELRIN	NICKEL
1	INSULATOR BODY	BRASS	NICKEL

APPROVALS	DATE
G.R.S.	10/12/03

UNLESS OTHERWISE SPECIFIED DIMENSIONS ARE IN MILLIMETERS. DIMENSIONS IN [] ARE IN INCHES AND FOR CUSTOMER REFERENCE ONLY.
UNLESS OTHERWISE SPECIFIED TOLERANCES FOR MILLIMETERS ARE: 0.5 - 8mm ± 0.20mm 8 - 30mm ± 0.40mm 30 - 120mm ± 0.50mm
UNLESS OTHERWISE SPECIFIED TOLERANCES FOR INCHES ARE: .020 - .315 = ± 0.007" .315 - 1.180 = ± 0.015" 1.180 - 4.724 = ± 0.020"

DO NOT SCALE DRAWING
CAD FILE C:/112/112235.DWG

PART DESCRIPTION	PART NO.
BNC BULKHEAD CRIMP JACK (FOR RG-179/U, 187A/U)	112235

DWG. NO.	REV.	SIZE	SCALE
112235.DWG	A	A	NA

Amphenol Connex

Mouser Electronics

Authorized Distributor

Click to View Pricing, Inventory, Delivery & Lifecycle Information:

[Amphenol:](#)

[112235](#)