

# HC-A 4-EBUS

Order No.: 1774908



<http://eshop.phoenixcontact.de/phoenix/treeViewClick.do?UID=1774908>

HEAVYCON female insert, A4 series, 4-pos., screw connection without wire protection

Commercial data	
EAN	4017918122256
Pack	10 pcs.
Customs tariff	85366990
Weight/Piece	0.019904 KG
Catalog page information	Page 423 (PC-2009)

#### Product notes

WEEE/RoHS-compliant since:  
01/31/2006



<http://www.download.phoenixcontact.com>  
Please note that the data given here has been taken from the online catalog. For comprehensive information and data, please refer to the user documentation. The General Terms and Conditions of Use apply to Internet downloads.

## Technical data

General data	
Note	For housing HC-D7
Connection method	Screw connection
Tightening torque	0.25 Nm
Ambient temperature (operation)	-40 °C ... 125 °C (including heating up of contacts)
Pollution degree	3

Surge voltage category	III
Constructional and testing regulations	DIN VDE 0627/86
	DIN VDE 0110/02.79
	DIN VDE 0110-1/04.97
	IEC 60664-1, DIN IEC 60512
	IEC 60352
Number of positions	4
Insertion/withdrawal cycles	≥ 500
Design	A4
Connection in acc. with standard	IEC / EN
Conductor cross section	0.5 mm <sup>2</sup> ... 1.5 mm <sup>2</sup>
Connection cross section AWG	20 ... 16
Stripping length of the individual wire	5 mm
Assembly instructions	Connectors may be operated only when there is no load/voltage.
Connection	Already includes one IP65 sealing screw

**Material data**

Inflammability class acc. to UL 94	V0
Contact material	Copper alloy
Contact surface material	Ag
Contact carrier material	PA

**Electrical characteristics**

Rated voltage (III/3)	230 V (Conductor-PE)
	400 V (Conductor-Conductor)
Rated surge voltage	4 kV
Rated current	10 A

**Certificates / Approvals**



Certification

CSA, GOST, UL

**CSA**

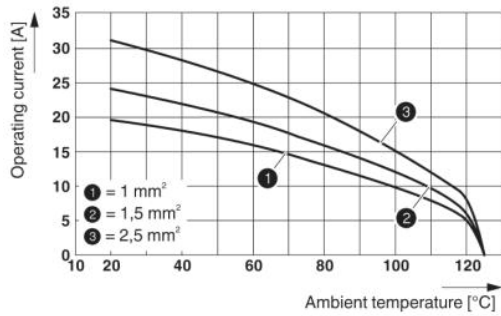
Nominal voltage $U_N$	600 V
Nominal current $I_N$	10 A

**UL**

AWG/kcmil 20-13

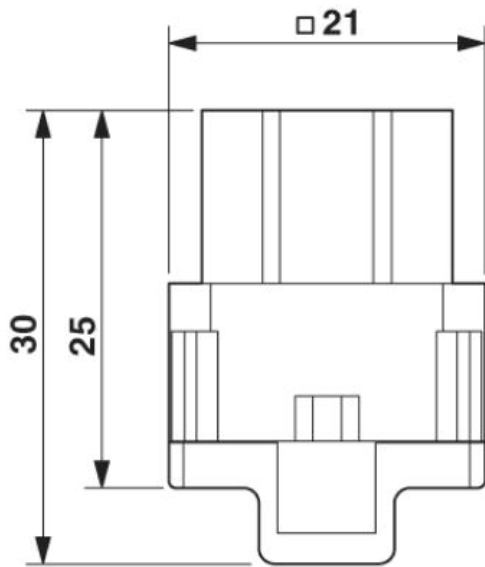
**Diagrams/Drawings**

Diagram



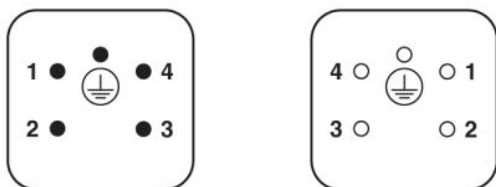
Derating diagram: Series HC-A 3-E..S / HC-A 4-E..S

Dimensioned drawing



Female insert

Schematic diagram



Connector pin assignment connection side: Left pin; right socket

**Address**

PHOENIX CONTACT Inc., USA  
586 Fulling Mill Road  
Middletown, PA 17057, USA  
Phone (800) 888-7388  
Fax (717) 944-1625  
<http://www.phoenixcon.com>



© 2010 Phoenix Contact  
Technical modifications reserved;