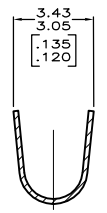
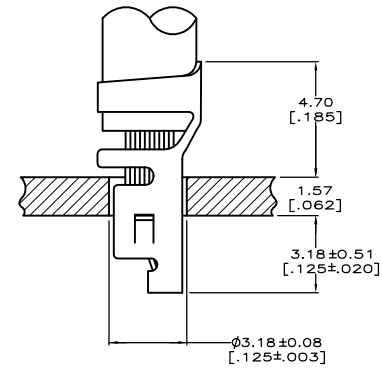
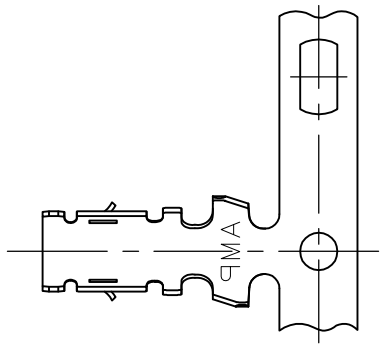
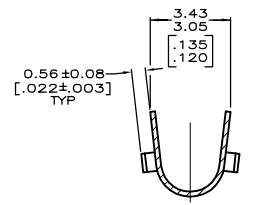


REVISIONS				
P	LW	DESCRIPTION	DATE	BY / APPD
B1		REVISED PER ECR-17-013047	12SEP2017	J.Z. D.Z.

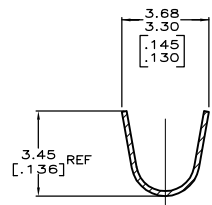
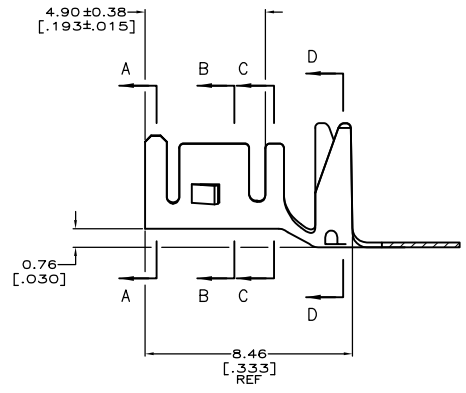
- PARTS MUST COMPLY WITH AMP SOLDERABILITY SPECIFICATION 109-11-3.
- WIRE RANGE: 0.8 - 2.0 mm² [18 - 14 AWG].
- INSULATION RANGE: 2.29 - 3.81 [.090 - .150] DIAMETER
- FITS A 1.57 [.062] THICK P.C. BOARD.



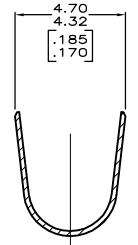
SECTION A-A



SECTION B-B



SECTION C-C



SECTION D-D

YES	0.00508	[.000200]	BRIGHT TIN	0.198	[.0078]	PH BRZ	3-647334-1
NO	0.00508	[.000200]	BRIGHT TIN-LEAD	0.198	[.0078]	PH BRZ	647334-1
LEAD FREE	FINISH			MATERIAL		PART NUMBER	

METRIC

THIS DRAWING IS A CONTROLLED DOCUMENT. **TE** TE Connectivity

DESIGNER: X. WHITAKER	DATE: 130C72004
CHECKER: J. ELLIS	DATE: 130C72004
APPROVER: J. ELLIS	DATE: 130C72004
PRODUCT SPEC: ---	APPLICATION SPEC: ---
WEIGHT: 0.000000	SIZE: A1
CUSTOMER DRAWING	DATE: 00779

TERMINAL, MINI AMP-IN™ 2000
 647334
 SHEET 1 OF 1

Mouser Electronics

Authorized Distributor

Click to View Pricing, Inventory, Delivery & Lifecycle Information:

[TE Connectivity:](#)

[3-647334-1](#)