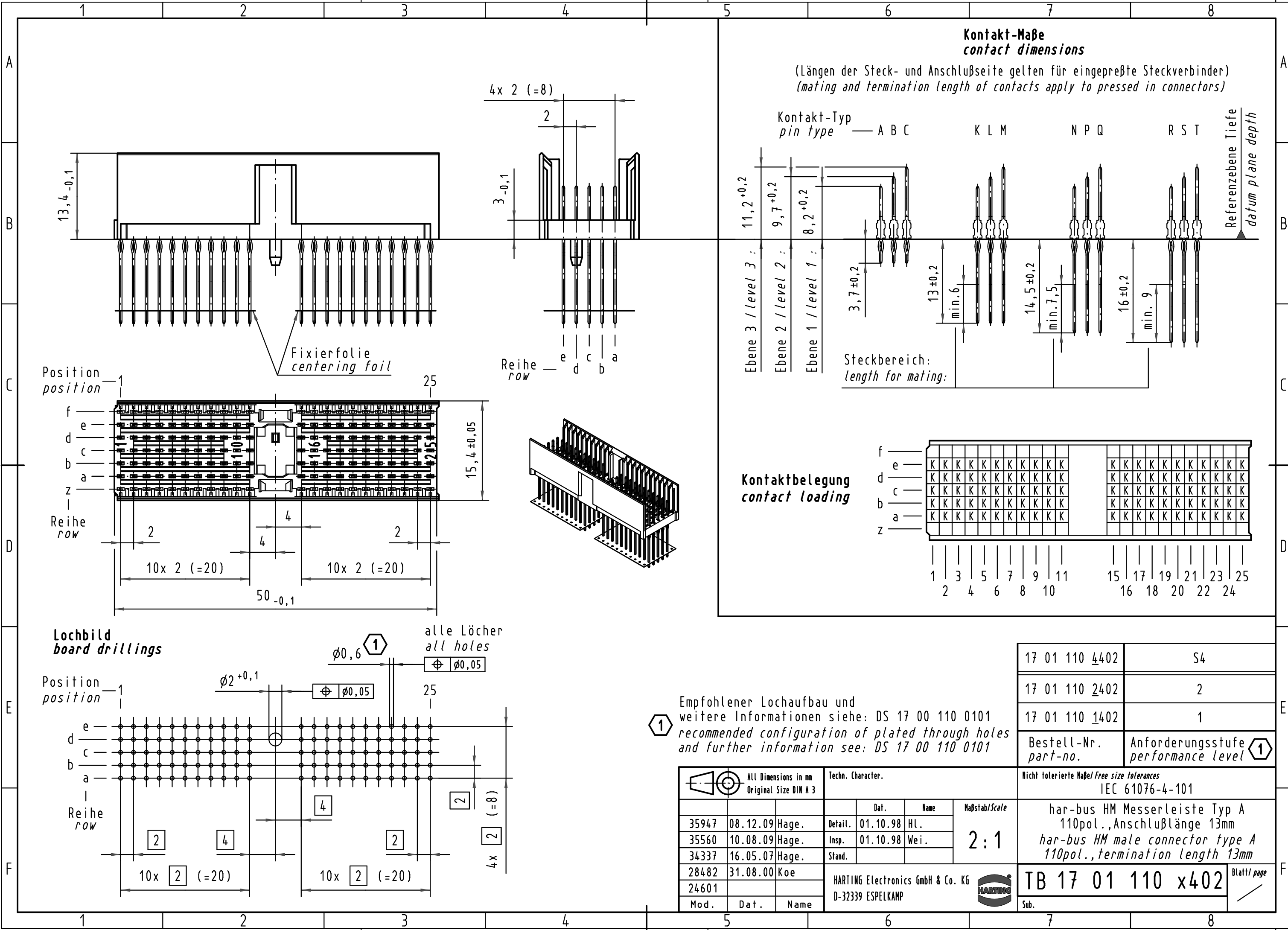
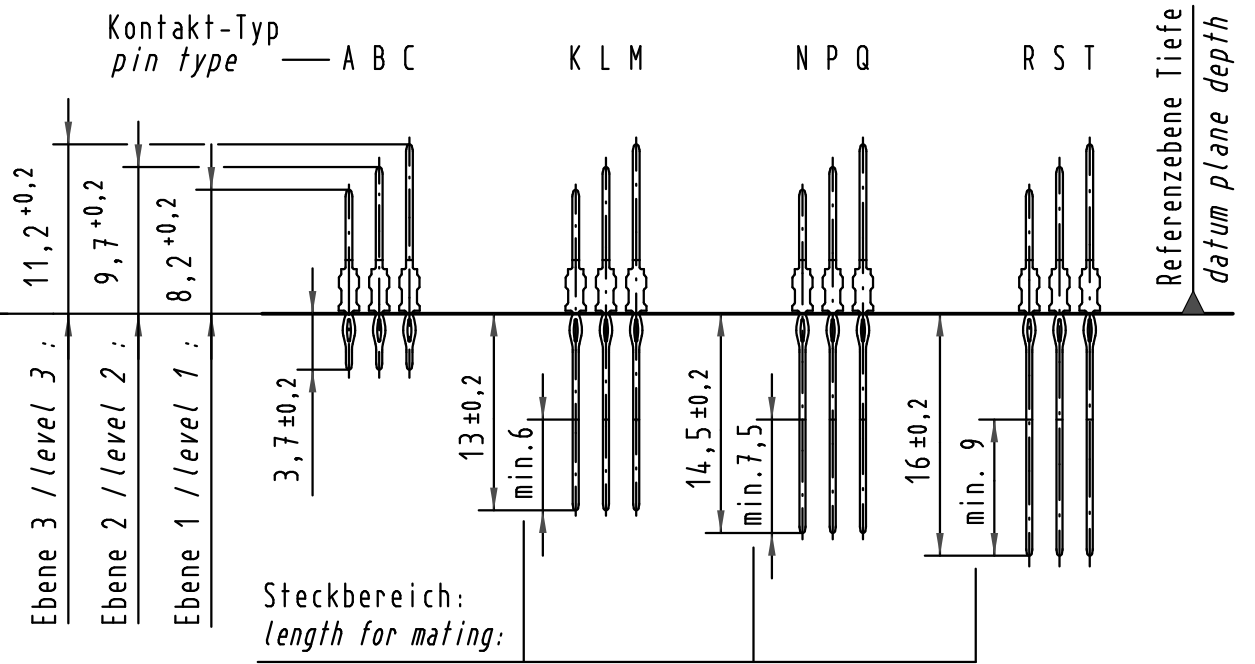


Alle Rechte vorbehalten/ All rights reserved

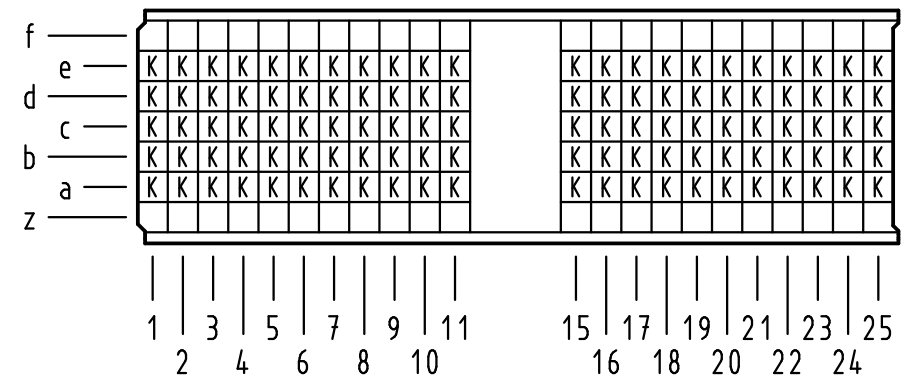


Kontakt-Maße
contact dimensions

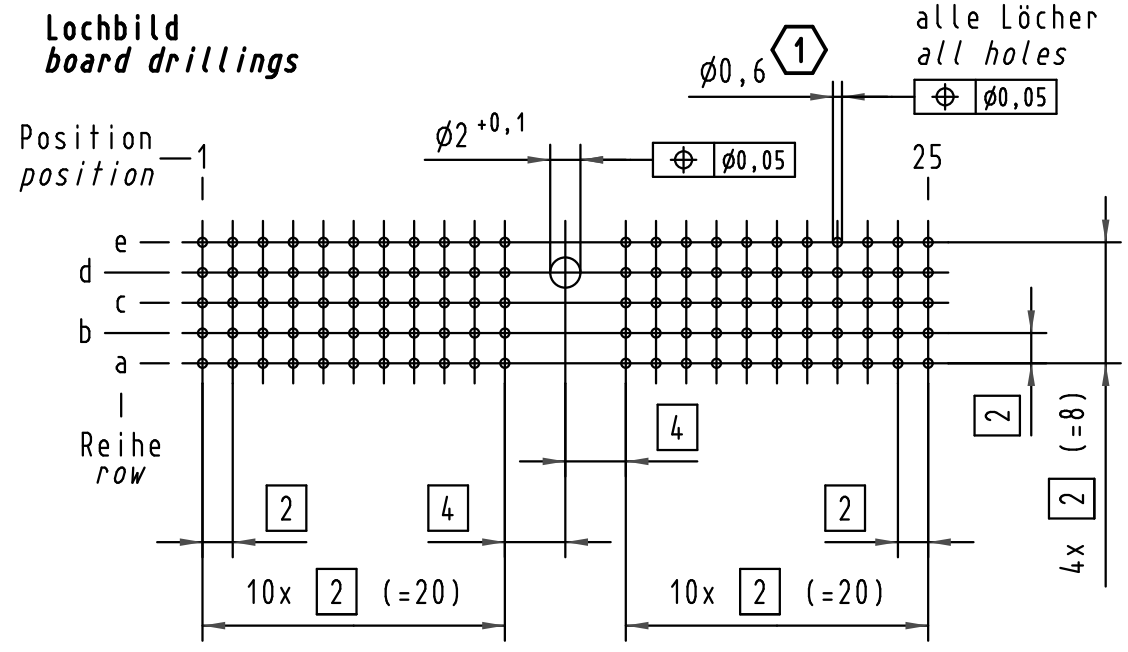
(Längen der Steck- und Anschlußseite gelten für eingepreßte Steckverbinder)
(mating and termination length of contacts apply to pressed in connectors)



Kontaktbelegung
contact loading



Lochbild
board drillings



1 **Empfohlener Lochaufbau und weitere Informationen siehe: DS 17 00 110 0101**
recommended configuration of plated through holes and further information see: DS 17 00 110 0101

17 01 110 4402	S4
17 01 110 2402	2
17 01 110 1402	1
Bestell-Nr. / part-no.	Anforderungsstufe / performance level 1

All Dimensions in mm Original Size DIN A 3			Techn. Character.			Nicht tolerierte Maßel / Free size tolerances IEC 61076-4-101	
Mod.	Dat.	Name	Dat.	Name	Maßstab / Scale	har-bus HM Messerleiste Typ A 110pol., Anschlußlänge 13mm har-bus HM male connector type A 110pol., termination length 13mm	
35947	08.12.09	Hage.	Detail.	01.10.98	HL.		
35560	10.08.09	Hage.	Insp.	01.10.98	Weil.		
34337	16.05.07	Hage.	Stand.				
28482	31.08.00	Koe	HARTING Electronics GmbH & Co. KG			TB 17 01 110 x402	Blatt / page
24601			D-32339 ESPELKAMP				
						Sub.	

Mouser Electronics

Authorized Distributor

Click to View Pricing, Inventory, Delivery & Lifecycle Information:

[HARTING:](#)

[17011102402](#) [17011101402](#)