






(1.00 mm) .0394"



FTMH-116-02-L-DV-P



SMT MICRO TERMINAL STRIPS

SPECIFICATIONS

For complete specifications and recommended PCB layouts see www.samtec.com?FTMH or www.samtec.com?FTM

Insulator Material:
Black Liquid Crystal Polymer

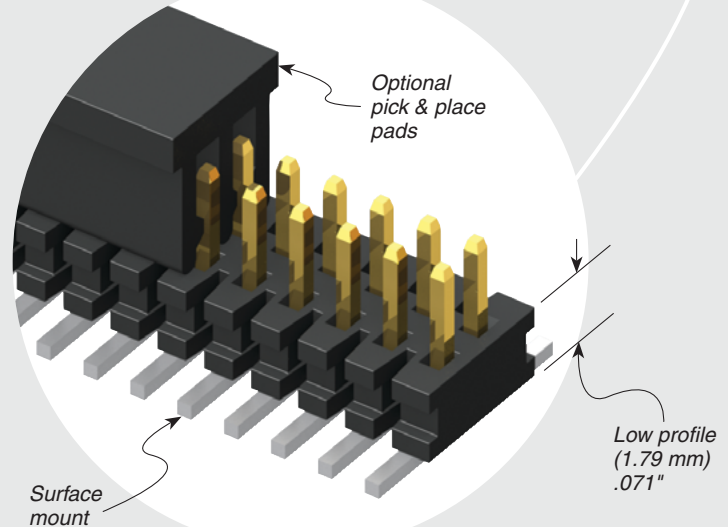
Terminal Material:
Phosphor Bronze

Current Rating (FTMH/CLM):
2.8 A per pin
(2 pins powered)

Operating Temp Range:
-55 °C to +125 °C

Plating:
Sn or Au over
50 μm (1.27 μm) Ni
RoHS Compliant:
Yes

Mates with:
CLM, MLE



PROCESSING

Lead-Free Solderable:
Yes

-DV Lead Coplanarity:
(0.10 mm) .004" max
-DH Lead Coplanarity:
(0.10 mm) .004" max (05-25)
(0.15 mm) .006" max (26-50)*
*(.004" stencil solution may be available; contact IPG@samtec.com)

RECOGNITIONS

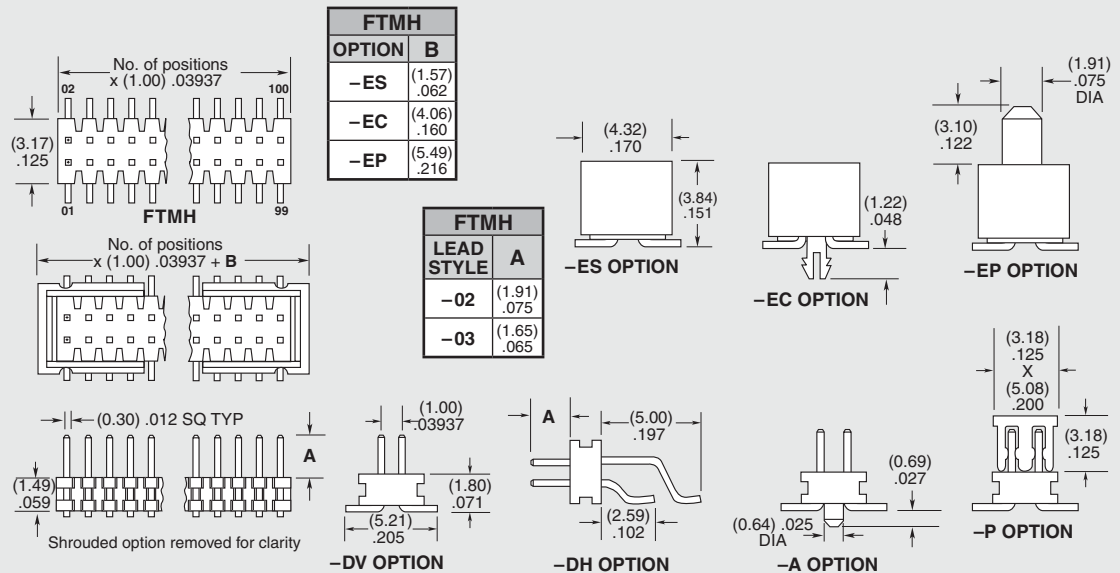
For complete scope of recognitions see www.samtec.com/quality



TYPE STRIP	1	NO. PINS PER ROW	LEAD STYLE	PLATING OPTION
FTMH = SMT Micro		FTMH = 05 thru 50	-02 = (1.91 mm) .075" Post (Mates with MLE)	-F = Gold flash on post, Matte Tin on tail
FTM = Micro Low Profile		FTM = 02 thru 50 (unshrouded) = 05 thru 46 (shrouded)	-03 = (1.65 mm) .065" Post (Mates with CLM)	-L = 10 μm (0.25 μm) Gold on post, Matte Tin on tail

ALSO AVAILABLE (MOQ Required)

- End shrouds with board locks
- Molded end shrouds for 05 through 08 positions
- Other platings




Note:
Some sizes, styles and options are non-standard, non-returnable.

Due to technical progress, all designs, specifications and components are subject to change without notice.


WWW.SAMTEC.COM

All parts within this catalog are built to Samtec's specifications. Customer specific requirements must be approved by Samtec and identified in a Samtec customer-specific drawing to apply.


FTMH-122-02-F-DV-EC




FTMH-120-02-L-DV




FTMH-135-02-F-DH



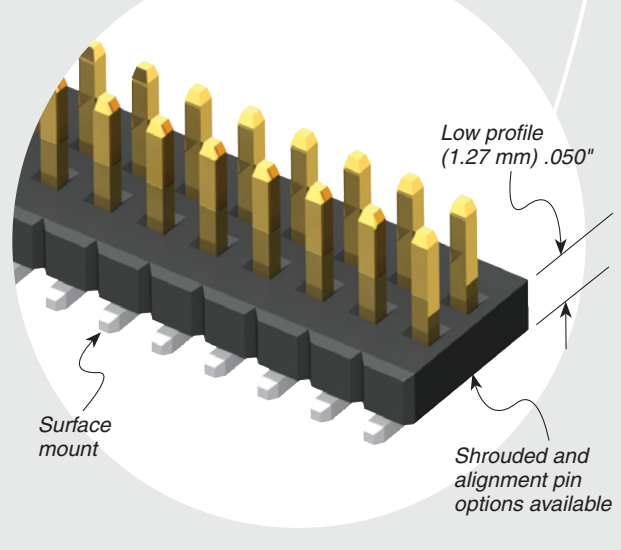

FTMH-125-02-L-DV



FTMH-128-03-L-DV-EP

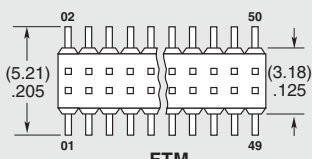


FTMH, FTM SERIES



ROW OPTION

- DV = Dual Vertical
- DH = Dual Horizontal (FTMH only)



FLEX SHROUD OPTIONS

- (FTMH-DV only with 9 pins/row minimum)
- ES = End Shroud
- EC = End Shroud with Locking Clip (Manual placement required)
- EP = End Shroud with Guide Post (Use only when mating with CLM)

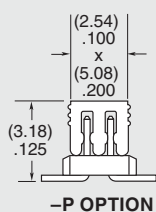
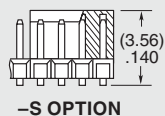
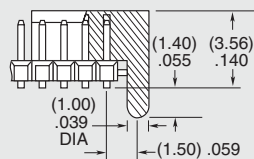
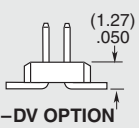
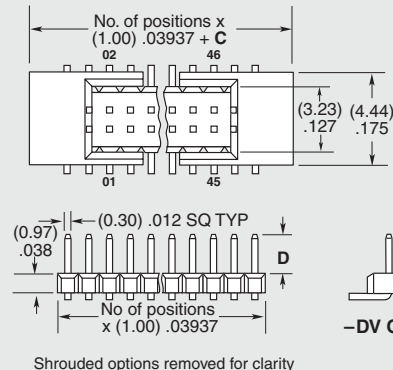
- (FTM only)
- S = End Shroud (05 positions minimum). Molded or press-fit shroud at Samtec's discretion (See assembly print at www.samtec.com?FTM for dimensions)
- SA = End Shroud with Alignment Pins (05 through 46 positions)

FTM	
OPTION	C
-S	(7.00) .276
-SA	(4.00) .157

FTM	
LEAD STYLE	D
-02	(1.91) .075
-03	(1.65) .065

OTHER OPTIONS

- A = Alignment Pin (3 positions minimum) Metal or plastic at Samtec discretion (FTMH-DV only)
- K = (2.50 mm) .098" DIA Polyimide Film Pick & Place Pad (FTMH-DH only)
- P = Plastic Pick & Place Pad (-DV only) (6 positions minimum FTMH) (7 positions minimum FTM)
- TR = Tape & Reel



Due to technical progress, all designs, specifications and components are subject to change without notice.

WWW.SAMTEC.COM

All parts within this catalog are built to Samtec's specifications. Customer specific requirements must be approved by Samtec and identified in a Samtec customer-specific drawing to apply.

Mouser Electronics

Authorized Distributor

Click to View Pricing, Inventory, Delivery & Lifecycle Information:

Samtec:

[FTMH-120-03-F-DV-ES](#) [FTMH-120-03-L-DV](#) [FTMH-117-02-F-DH](#) [FTMH-120-03-F-DV-ES-P](#) [FTMH-120-02-L-DV](#)
[FTMH-107-03-L-DV-ES](#) [FTMH-107-03-L-DV](#) [FTMH-109-02-L-DH](#) [FTMH-120-03-F-DV-ES-A](#) [FTMH-113-03-L-DV](#)
[FTMH-125-02-F-DH](#) [FTMH-110-03-L-DH](#) [FTMH-112-03-L-DV](#) [FTMH-105-02-L-DH](#) [FTMH-105-02-L-DV](#) [FTMH-105-03-L-DH](#)
[FTMH-105-03-L-DV](#) [FTMH-118-02-F-DH](#) [FTMH-150-02-F-DH](#) [FTMH-110-02-L-DV](#) [FTMH-108-02-FM-DH](#)
[FTMH-132-02-F-DH](#) [FTMH-110-03-L-DV](#) [FTMH-107-03-F-DV-ES-TR](#) [FTMH-110-03-L-DV-ES-P-TR](#) [FTMH-106-02-L-DV-P](#)
[FTMH-112-02-F-DV-A-P-TR](#) [FTMH-107-03-F-DV](#) [FTMH-108-02-F-DV-A-P-TR](#) [FTMH-106-03-F-DH-TR](#) [FTMH-110-02-F-DH-K-TR](#)
[FTMH-109-02-L-DV-A](#) [FTMH-104-03-L-DV](#) [FTMH-110-03-F-DH-K-TR](#) [FTMH-106-03-F-DH](#)
[FTMH-106-03-F-DV-ES-A](#) [FTMH-106-03-L-DV](#) [FTMH-103-03-F-DV](#) [FTMH-104-03-L-DV-TR](#) [FTMH-120-02-F-DV-A-P-TR](#)
[FTMH-106-03-F-DV](#) [FTMH-105-02-L-DH-K-TR](#) [FTMH-112-03-F-DV-ES](#) [FTMH-115-02-FM-DV-A-P-TR](#) [FTMH-107-02-F-DV-P-TR](#)
[FTMH-107-03-LM-DV-ES-A](#) [FTMH-106-03-F-DV-ES](#) [FTMH-105-02-L-DV-ES-TR](#) [FTMH-106-03-F-DH-K-TR](#)
[FTMH-105-02-L-DH-K](#) [FTMH-107-03-L-DV-ES-A](#) [FTMH-107-02-L-DV-A-P-TR](#) [FTMH-105-02-F-DV-TR](#)
[FTMH-110-02-L-DV-ES-A-TR](#) [FTMH-110-03-F-DH-TR](#) [FTMH-107-03-L-DV-A](#) [FTMH-107-03-LM-DV-ES-A-P-TR](#)
[FTMH-120-03-F-DV-P-TR](#) [FTMH-105-03-F-DV](#) [FTMH-106-03-L-DH-K-TR](#) [FTMH-110-02-L-DV-A-P-TR](#) [FTMH-103-02-L-DV](#)
[FTMH-113-03-F-DH](#) [FTMH-116-03-F-DH-K-TR](#) [FTMH-107-03-F-DV-ES-P-TR](#) [FTMH-108-02-L-DV-A](#) [FTMH-105-02-F-DH-K-TR](#)
[FTMH-109-03-L-DH-K-TR](#) [FTMH-110-03-F-DH](#) [FTMH-120-03-F-DV-TR](#) [FTMH-105-03-L-DV-TR](#)
[FTMH-111-03-F-DV-P](#) [FTMH-106-03-F-DV-ES-A-P-TR](#) [FTMH-107-03-LM-DV-P-TR](#) [FTMH-116-03-F-DH-TR](#) [FTMH-110-03-L-DV-ES-A-P-TR](#)
[FTMH-115-03-F-DV-A](#) [FTMH-107-02-L-DV-P](#) [FTMH-110-02-L-DV-ES-A-P-TR](#) [FTMH-112-02-L-DV-P](#)
[FTMH-111-03-F-DV-P-TR](#) [FTMH-112-02-L-DV-A-P-TR](#) [FTMH-105-03-F-DV-A](#) [FTMH-112-02-F-DV-A-P](#)
[FTMH-120-03-F-DV-A-P-TR](#) [FTMH-103-02-F-DV-A](#) [FTMH-106-03-F-DV-P-TR](#) [FTMH-107-03-L-DV-ES-A-P-TR](#) [FTMH-120-03-LM-DV-ES](#)
[FTMH-115-02-F-DV-ES-A](#) [FTMH-120-03-F-DV-ES-P-TR](#) [FTMH-122-03-F-DH](#) [FTMH-123-02-H-DH](#)
[FTMH-128-03-F-DV](#) [FTMH-138-02-F-DH-TR](#) [FTMH-139-03-L-DV-ES](#) [FTMH-122-03-L-DV-EC](#) [FTMH-126-03-F-DV-ES](#)
[FTMH-126-03-L-DV](#) [FTMH-127-02-F-DV](#)