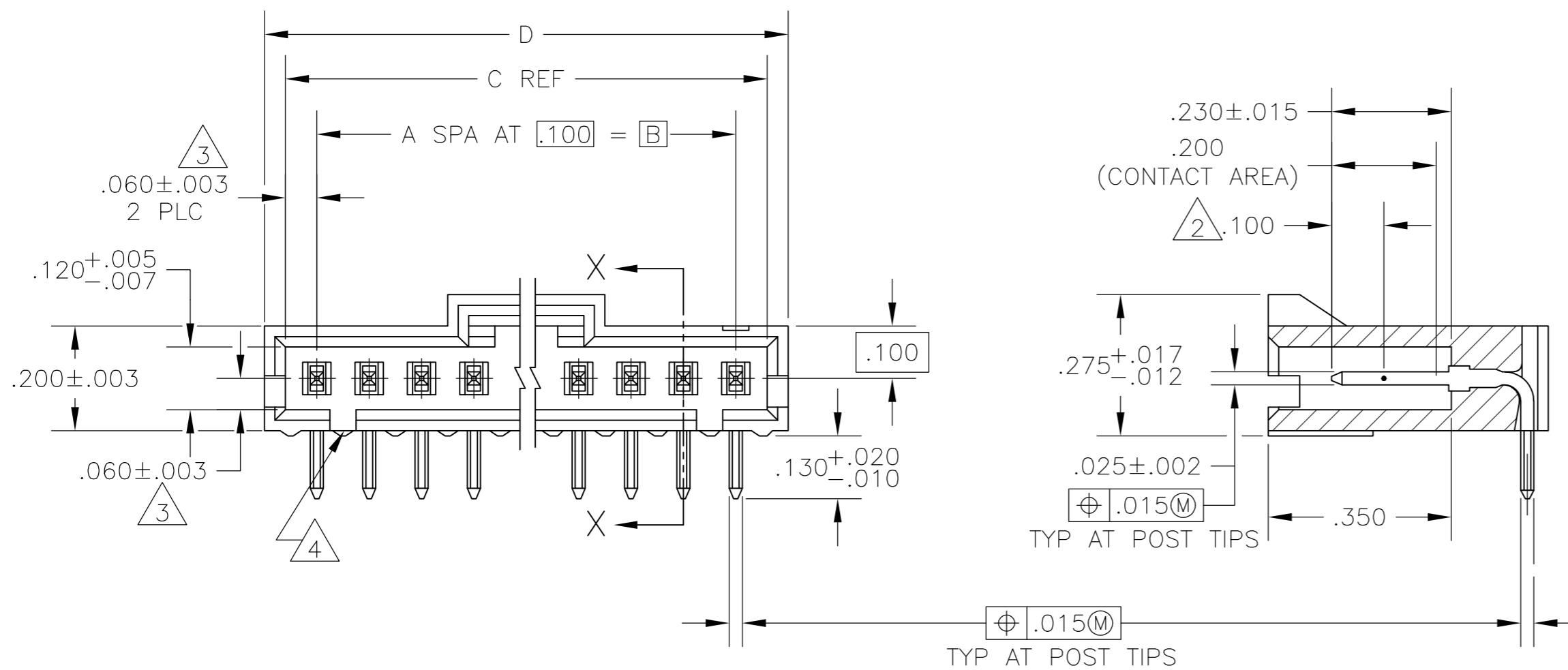
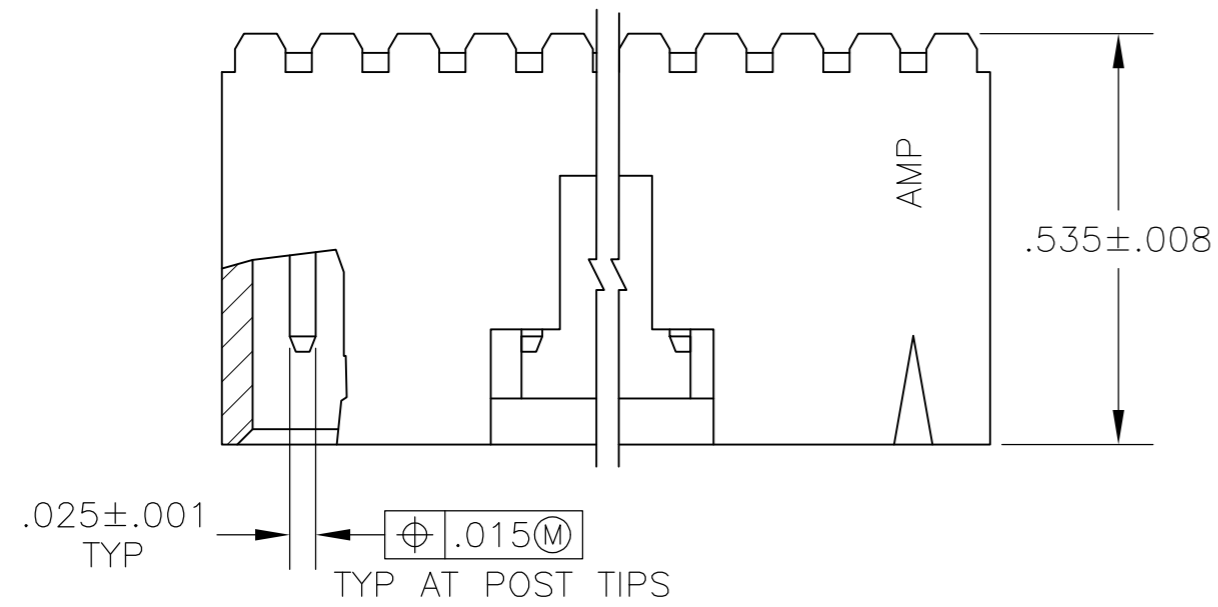
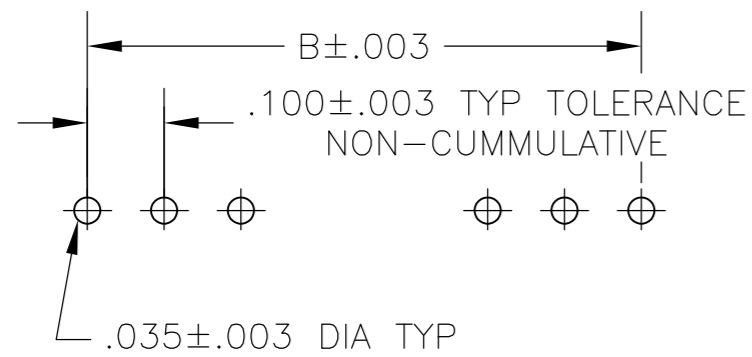


THIS DRAWING IS UNPUBLISHED. RELEASED FOR PUBLICATION  
 © COPYRIGHT - By - ALL RIGHTS RESERVED.

REVISIONS					
P	LTR	DESCRIPTION	DATE	DWN	APVD
	M2	REVISED PER ECO-11-004820	11MAR11	RK	HMR
	N	REVISED PER ECO-17-002584	10APR2017	BDA	MM



SECTION X-X



RECOMMENDED HOLE LAYOUT

- 1 .000030 GOLD IN THE CONTACT AREA, .000100-.000200 MATTE TIN-LEAD ON THE SOLDER TAIL, ALL OVER .000050 NICKEL
- 2 POINT OF MEASUREMENT FOR PLATING THICKNESS
- 3 THE NOTED DIMENSIONS APPLY FROM THE BASIC DIMENSION LINE (NOT THE POST CENTERLINE) TO THE SURFACE INDICATED
- 4 ON ASSEMBLIES WITH FOUR OR MORE POSITIONS, TWO POLARIZATION SLOTS. ON ASSEMBLIES WITH TWO OR THREE POSITIONS, ONE POLARIZATION SLOT.
- 5 OBSOLETE PARTS: OBSOLETE CIS STREAMLINING PER D.RENAUD/D.SINISI

5	SUPERSEDED BY 7-104935-4	2.595	2.520	2.400	24	25	2-103906-4
		2.495	2.420	2.300	23	24	2-103906-3
5	SUPERSEDED BY 7-104935-2	2.395	2.320	2.200	22	23	2-103906-2
5	SUPERSEDED BY 7-104935-1	2.295	2.220	2.100	21	22	2-103906-1
5	SUPERSEDED BY 7-104935-0	2.195	2.120	2.000	20	21	2-103906-0
		2.095	2.020	1.900	19	20	1-103906-9
5	SUPERSEDED BY 6-104935-8	1.995	1.920	1.800	18	19	1-103906-8
5	SUPERSEDED BY 6-104935-7	1.895	1.820	1.700	17	18	1-103906-7
5	SUPERSEDED BY 6-104935-6	1.795	1.720	1.600	16	17	1-103906-6
		1.695	1.620	1.500	15	16	1-103906-5
5	SUPERSEDED BY 6-104935-4	1.595	1.520	1.400	14	15	1-103906-4
		1.495	1.420	1.300	13	14	1-103906-3
5	SUPERSEDED BY 6-104935-2	1.395	1.320	1.200	12	13	1-103906-2
		1.295	1.220	1.100	11	12	1-103906-1
		1.195	1.120	1.000	10	11	1-103906-0
		1.095	1.020	.900	9	10	103906-9
		.995	.920	.800	8	9	103906-8
		.895	.820	.700	7	8	103906-7
		.795	.720	.600	6	7	103906-6
		.695	.620	.500	5	6	103906-5
		.595	.520	.400	4	5	103906-4
		.495	.420	.300	3	4	103906-3
		.395	.320	.200	2	3	103906-2
		.295	.220	.100	1	2	103906-1
		D	C	B	A	NO OF POS	ASSEMBLY PART NUMBER

THIS DRAWING IS A CONTROLLED DOCUMENT.

DWN LA MAYER 4-30-86  
 CHK P deJONG 4-30-86  
 APVD P deJONG 4-30-86

DIMENSIONS: INCHES  
 TOLERANCES UNLESS OTHERWISE SPECIFIED:  
 0 PLC ± -  
 1 PLC ± -  
 2 PLC ± -  
 3 PLC ± .005  
 4 PLC ± -  
 ANGLES ± -  
 FINISH

PRODUCT SPEC 108-25034  
 APPLICATION SPEC -  
 WEIGHT -

NAME ASSY, AMPMODU MTE, HEADER, RIGHT ANGLE, SINGLE ROW, .100 C/L .025 SQ POST, WITH LATCH

SIZE A2 CAGE CODE 00779 DRAWING NO C=103906 RESTRICTED TO -

MATERIAL: HOUSING: FLAME RETARDANT LCP, COLOR-BLACK CONTACTS: BRASS  
 POST: 1

CUSTOMER DRAWING SCALE 4:1 SHEET 1 of 1 REV N

# Mouser Electronics

Authorized Distributor

Click to View Pricing, Inventory, Delivery & Lifecycle Information:

[TE Connectivity:](#)

[1-103906-5](#)