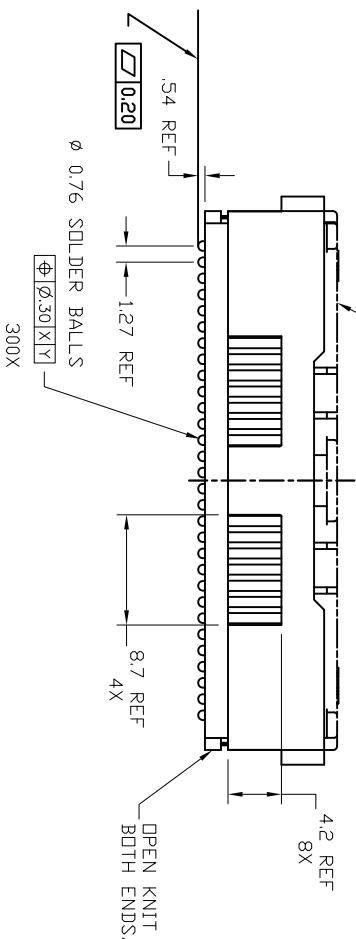
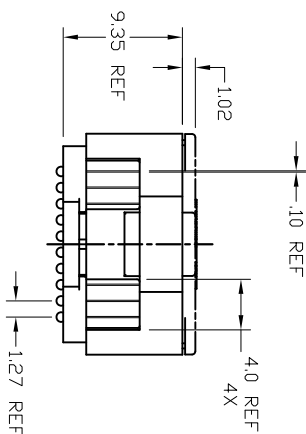


PRODUCT NUMBER	PICK-UP CAP NATURAL OR BLACK COLOR	CONTACT PLATING AND THICKNESS	SOLDER BALL	NOTES
84578-002	YES	15u" (.38um) Au	SnPb	
84578-002LF	YES	15u" (.38um) Au	LEAD FREE	6
84578-092	YES	15u" (.38um) GXT	SnPb	
84578-092LF	YES	15u" (.38um) GXT	LEAD FREE	6
84578-093LF	YES	15u" (.38um) GXT	LEAD FREE	6, 10
84578-102	YES	30u" (.76um) Au	SnPb	
84578-102LF	YES	30u" (.76um) Au	LEAD FREE	6
84578-192	YES	30u" (.76um) GXT	SnPb	
84578-192LF	YES	30u" (.76um) GXT	LEAD FREE	6
84578-202	YES	50u" (1.27um) Au SPECIAL	SnPb	3 AND 4
84578-202LF	YES	50u" (1.27um) Au SPECIAL	LEAD FREE	3, 4 AND 6
84578-292	YES	50u" (1.27um) GXT SPECIAL	SnPb	3 AND 4
84578-292LF	YES	50u" (1.27um) GXT SPECIAL	LEAD FREE	3, 4, AND 6
84578-A02	YES	30u" (.76um)	SnPb	7
84578-A02LF	YES	30u" (.76um)	LEAD FREE	6 AND 7
84578-102LTLF	YES	30u" (.76um) Au	Low Temp	6
84578-192LTLF	YES	30u" (.76um) GXT	Low Temp	6



Mat'l. code	Surface	Tolerance	Projection	Product family
lfr	ecm no.	dr	date	ASPE Y4.5 V
H	V11-0029	HTB	2016-06-06	angles
J	V12-0030	RE	2016-08-07	XXX-13
K	V12-0047	DCH	2016-11-20	0" ±.2"
L	V-18073	DH	2016-06-25	D. WUJCHEN
M	V-38145	RWB	2016-08-26	PLQJ
-	-	-	-	M. HAHN
G	V09-358	HTB	2009-07-29	3DD
Sheet	revision	M	M	M. HAHN
Index	Sheet	1	2	999-09-21



product family	title	dwg no	sheet 1 of 2	size
MEG-ARRAY	6mm PLUG ASSEMBLY	10 X 30 = 300 POSITIONS	84578	A4
CUSTOMER Drawing				

SEE TABLE--SHEET1-1

95.5 Sn/4 Ag/0.5 Cu

MATED HT.	WITH RECEPT. P/N	-2XX PLATING
-----------	------------------	--------------

MATED HT.	WITH RECEPT. P/N	-2XX PLATING
10.0	84501	SEE NOTE 3 & 4
11.5	84502	*
14.0	84553	SEE NOTE 3 & 4

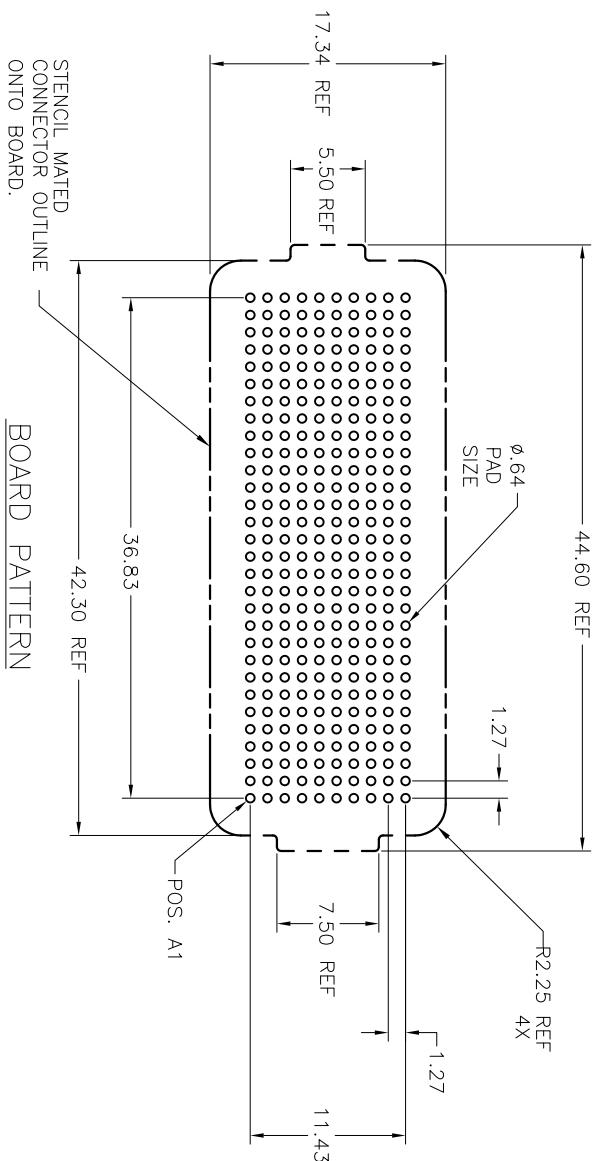
OFFICE ENVIRONMENT, (25 YEAR LIFE EXPECTANCY).

NUMBER IS 50μ INCH MIN. Au OVER 100μ INCH MIN. Ni

MEET REQUIREMENTS OF TELCORDIA GR-1217-CORE:
CENTRAL OFFICE ENVIRONMENT.

⑤ FOR PROPER APPLICATION FOLLOW FCI APPLICATION SPECIFICATION GS-20-033. LEAD FREE SOLDER BALLS WILL NOT SOLDER PROPERLY IN A LEADED SOLDER PROCESS DUE TO A HIGHER REFLOW TEMPERATURE LEAD FREE PRODUCT IS THEREFORE NOT BACKWARDS COMPATIBLE WITH LEADED OR SOME SOLDERING APPLICATIONS. REFERENCE FCI APPLICATION SPECIFICATION.

6. THIS PRODUCT MEETS EUROPEAN UNION DIRECTIVE AND OTHER COUNTRY REGULATIONS AS DESCRIBED IN GS-47-0004. PRODUCT MEETING THIS DIRECTIVE IS IDENTIFIED IN THE LOT CODE NUMBER MARKED ON EACH PART BY HAVING AN "X" IN THE SEVENTH CHARACTER POSITION.



STENCIL MATED
CONNECTOR ON
ONTO BOARD.

BOARD PATTERN

7. 84578-A02 AND -A02LF ARE CUSTOMER SPECIALS.

9. A  SYMBOL WILL BE NEXT TO ANY DIMENSION, NEW VIEW OR NOTE WHICH HAS BEEN MODIFIED WITH THE CURRENT DRAWING REVISION.

⑩. 84578-093LF HAS A SPECIAL CAP

[illegible]

Mouser Electronics

Authorized Distributor

Click to View Pricing, Inventory, Delivery & Lifecycle Information:

[FCI / Amphenol:](#)

[84578-092LF](#) [84578-292LF](#) [84578-292](#) [84578-092](#)