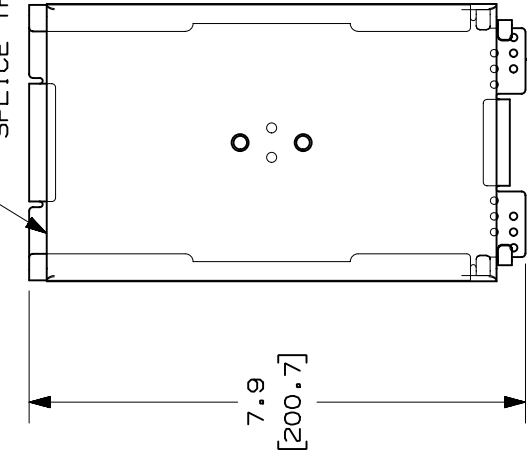


THIS COPY IS PROVIDED ON A RESTRICTED BASIS AND IS NOT TO BE USED IN ANY WAY DETRIMENTAL TO THE INTERESTS OF PANDUIT CORP.

CLEAR PLASTIC
SPLICE TRAY COVER



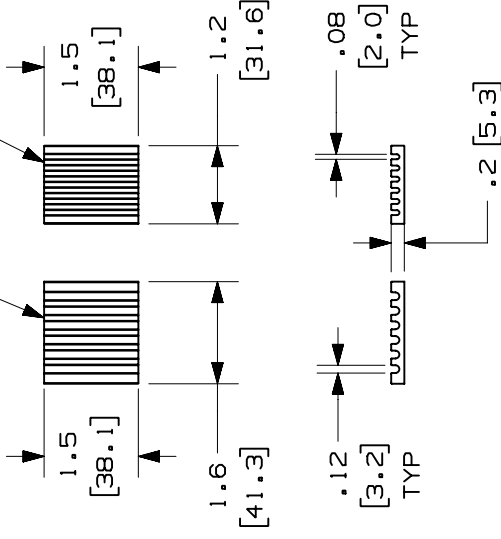
SPLICE TRAY BASE

.4
[9.5]

4.42
[112.1]

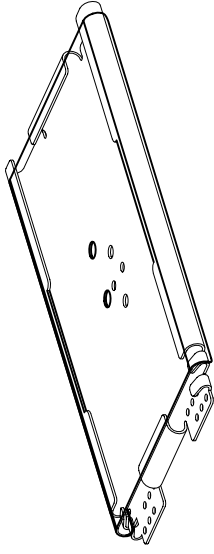
FUSION
SPLICE HOLDER

MECHANICAL
SPLICE HOLDER



PANDUIT P/N	WEIGHT
FST6	.29 LB/EA (131.54 g/EA)

- NOTES:
- SEE CATALOG FOR COMPLETE LIST OF PARTS APPLICABLE FOR USE WITH THIS PART.
 - DIMENSIONS IN PARENTHESES ARE IN METRIC.
 - TRAY WILL HOLD UP TO 12 MECHANICAL OR FUSION SPLICES.
 - INCLUDED WITH SPLICE TRAY;
 - 1 CLEAR PLASTIC COVER.
 - 2 MECHANICAL SPLICE HOLDERS.
 - 1 FUSION HOLDER.
 - 1 FOAM SPACER.
 - 5 GREEN CABLE TIES.
 - 5 BLUE CABLE TIES.
 - 1 6" PVC TUBE.



CAD FILENAME/LAYERS

M00873AA_DC_00A.PRT

PANDUIT

CORP. TINLEY PARK, ILLINOIS

SPLICE TRAY UNIT
12 MECHANICAL OR FUSION SPLICES
CUSTOMER DRAWING

UNLESS OTHERWISE SPECIFIED,
DIMENSIONAL TOLERANCES ARE:
(.X) ± .010 (-.3)
(.XXX) ± .010 (-.3)
(.XX) ± .03 (-.8) ANGLES ±

UNLESS OTHERWISE SPECIFIED,
ALL DIMENSIONS ARE GIVEN
IN INCHES, THIRD ANGLE PROJECTION.

DRAWN BY

SCALE

NONE

DATE

8-26-00

CHECKED BY

DRAWING NO.

00873-09

DWG

SIZE

REV DATE BY CHK

RELEASED TO PRODUCTION.

ECN

CHK

CUST

SUP

00873-09

MAT'L:

NONE

00873-09

DWG

SIZE

Mouser Electronics

Authorized Distributor

Click to View Pricing, Inventory, Delivery & Lifecycle Information:

[Panduit:](#)

[FST6](#)