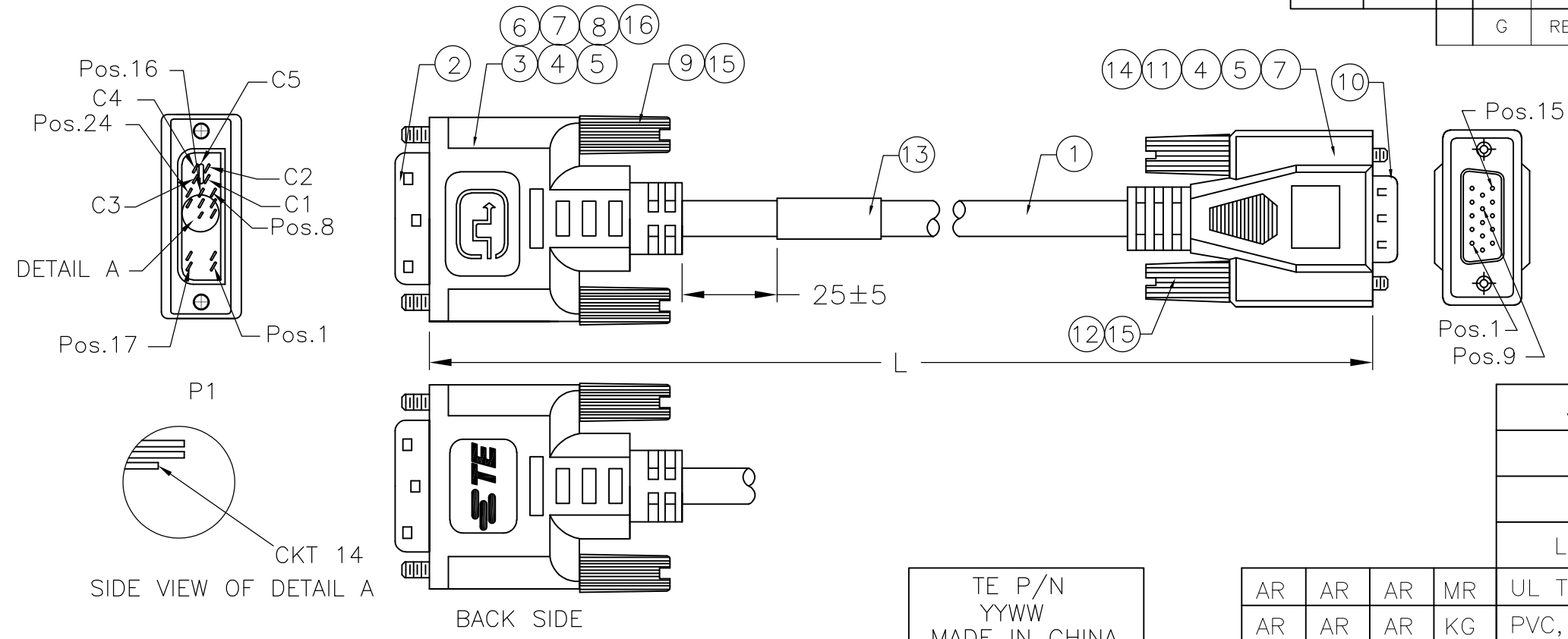
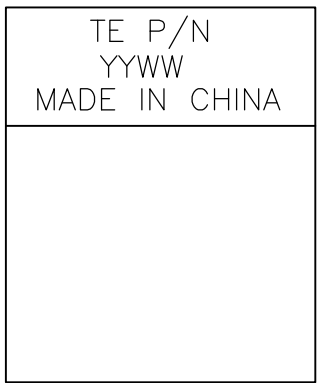


THIS DRAWING IS UNPUBLISHED. RELEASED FOR PUBLICATION  
 © COPYRIGHT - By - ALL RIGHTS RESERVED.

LOC	DIST	REVISIONS					
GP	00	P	LTR	DESCRIPTION	DATE	DWN	APVD
		G		REVISED PER ECO-13-001881	02APR2013	LJC	T.T



3000±80		1653932-3
2000±60		1653932-2
1000±30		1653932-1
LENGTH(L)	CUSTOMER P/N	TE P/N



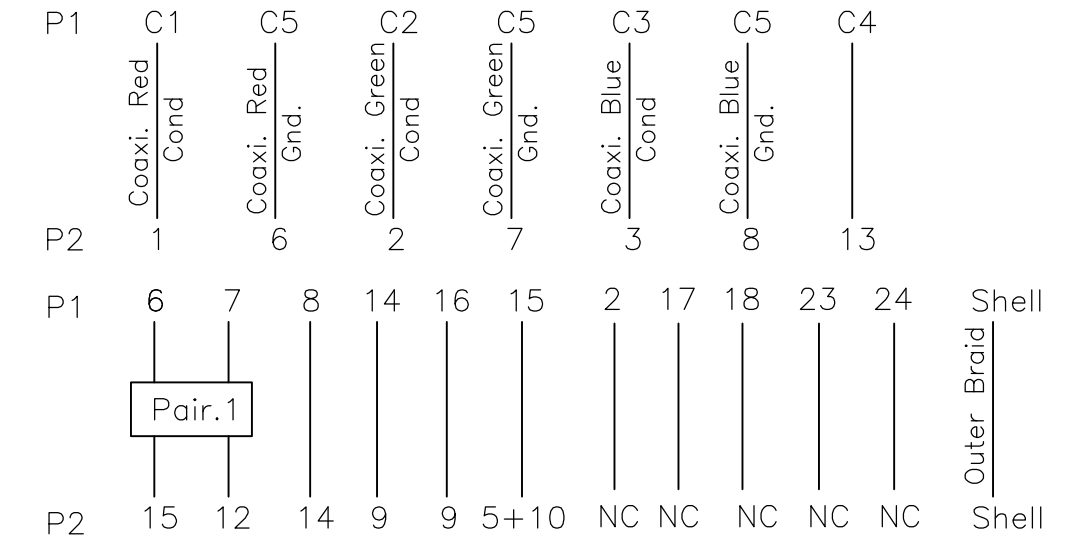
LABEL

AR	AR	AR	MR	UL TAPE, BLACK	16
AR	AR	AR	KG	PVC, Shore A 95±3, Color: White (WH03).	15
AR	AR	AR	MR	Copper Foil, W: 30mm.	14
1	1	1	PC	Label, Size: 25.0*35.0, White: 25.0*13.0mm.	13
2	2	2	PC	#4-40 Screw, L=43mm	12
AR	AR	AR	KG	Inner Molded PE	11
1	1	1	PC	HDDB15, Male, Solder Type, Contact: Gold Flash	10
2	2	2	PC	DVI #4-40 3*45mm Thumbscrew.	9
AR	AR	AR	MR	Copper Foil, W:8mm.	8
AR	AR	AR	KG	PVC, Shore A 90±3, Color: White (WH03).	7
AR	AR	AR	g	Solder Wire	6
AR	AR	AR	MR	Heat Shrink Tubing, OD:2.5mm, Color: Black.	5
AR	AR	AR	MR	Heat Shrink Tubing, OD:1.5mm, Color: Black.	4
1	1	1	PC	Metal Can For DVI Connector, Meet OD: 7.4mm	3
1	1	1	PC	DVI-A Connector, Gold Flash	2
AR	AR	AR	MR	UL20276 30AWG*3Coax.+28AWG*1Pair +28AWG*5C+Al/Mylar+Braid, Color: Black(BK01)	1
-3	-2	-1	U/M	DESCRIPTION	ITEM

NOTES:

- CABLE SHALL BE TESTED WITH AUTOMATED TEST EQUIPMENT FOR THE FOLLOWING:  
 A. CONNECTION RESISTANCE SHALL NOT EXCEED 1.8 OHMS.  
 B. INSULATION RESISTANCE 100 MEGOHMS, MIN.  
 C. HIPOT-300 VOLTS AT 0.01 SEC.
- CABLE ASSEMBLY MUST PASS DVI 1.0 SPECIFICATION.
- DIRECTIVE 2002/95/EC COMPLIANT.
- 100% DISPLAY-SCREEN FUNCTIONAL TESTING

PIN ASSIGNMENT :



THIS DRAWING IS A CONTROLLED DOCUMENT.

DWN JURY LIU 22JAN03  
CHK MONTGOMERY, JOHN D 15JUN04  
APVD MONTGOMERY, JOHN D 15JUN04

NAME: DVI-A TO VGA CABLE ASSEMBLY

PRODUCT SPEC: -  
APPLICATION SPEC: -  
WEIGHT: -

SIZE: A3 CAGE CODE: 00779 DRAWING NO: C-1653932 RESTRICTED TO: -

CUSTOMER DRAWING SCALE: N.T.S SHEET: 1 OF 1 REV: G

# Mouser Electronics

Authorized Distributor

Click to View Pricing, Inventory, Delivery & Lifecycle Information:

[TE Connectivity:](#)

[1653932-1](#)