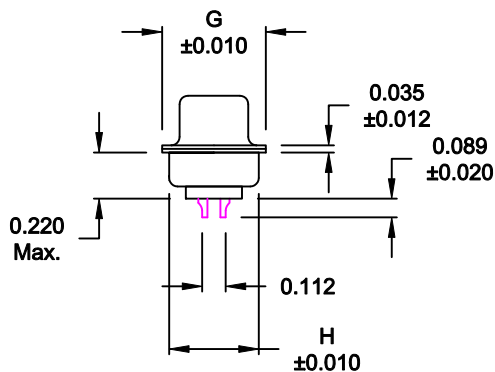
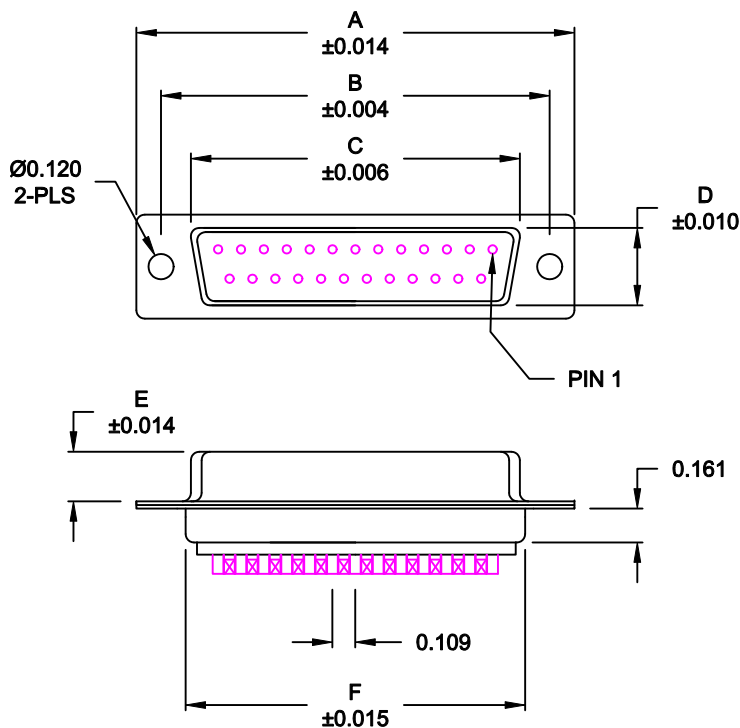


WILL ACCEPT 26-20 AWG WIRE



No. OF PINS	DIMENSIONS							
	A	B	C	D	E	F	G	H
9	1.213	0.984	0.642	0.311	0.236	0.756	0.496	0.427
	30.80	24.99	16.30	7.90	5.99	19.20	12.60	10.85
15	1.541	1.312	0.970	0.311	0.236	1.091	0.496	0.427
	39.15	33.32	24.65	7.90	5.99	27.70	12.60	10.85
25	2.087	1.852	1.512	0.311	0.236	1.618	0.496	0.427
	53.00	47.04	38.40	7.90	5.99	41.10	12.60	10.85
37	2.728	2.500	2.157	0.311	0.236	2.256	0.496	0.427
	69.30	63.50	54.80	7.90	5.99	57.30	12.60	10.85
50	2.638	2.406	2.055	0.429	0.240	2.169	0.602	0.527
	67.00	61.11	52.20	10.90	6.10	55.10	15.30	13.39

172-EYY-20YRYY1

- SERIES
- POSITIONS
- E09
- E15
- E25
- E37
- E50
- GENDER
- 2 = FEMALE
- TERMINATION
- 0 = SOLDER CUP
- SHELL PLATING
- 2 = TIN
- 3 = NICKEL
- RoHS COMPLIANT
- HARDWARE OPTIONS
- 00 = NO HARDWARE
- 01 = .098" CLINCH NUT (BOARD SIDE)
- 02 = .236" CLINCH NUT (BOARD SIDE)
- 03 = .236" CLINCH NUT (MOUNTING SIDE)
- 05 = .237" 4-40 BOARD LOCK
- 91 = .237" 4-40 SPACER/ BOARD LOCK
- PLATING OPTIONS
- 1 = GOLD FLASH
- 2 = 30MICRO-INCH GOLD

**MATERIAL:**

- SHELL: STEEL, NICKEL OR TIN PLATED
- INSULATOR: UL 94V-O RATED PBT-WHITE
- PROCESS TEMP.: 230° FOR CABLE APPLICATIONS, 260° FOR BOARD CONTACT: BRASS

**ELECTRICAL:**

- CURRENT RATING: 5 AMPS
- CONTACT RESISTANCE: 15 mOhms Max.
- INSULATION RESISTANCE: 1,000 MOhms min.
- VOLTAGE: 500VAC FOR 1 MINUTE
- TEMPERATURE: -50° C TO 100° C

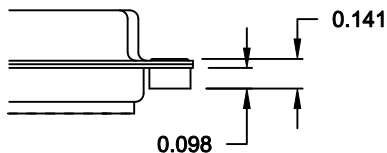
DO NOT SCALE FROM DRAWING

RoHS COMPLIANT

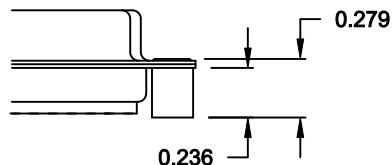
	THESE DRAWINGS AND SPECIFICATIONS ARE THE PROPERTY OF NorComp AND SHALL NOT BE REPRODUCED, COPIED OR USED AS THE BASIS FOR THE MANUFACTURE OF SALE OF APPARATUS WITHOUT WRITTEN PERMISSION.		DRAWN: PAM JENKINS	DATE: 11-28-05
			CHECKED:	DATE:
<b>NorComp</b>		SCALE: 1:1	SHEET 1 OF 2	REV 10
		DWG NO. 172-EYY-20YRYY1		

**ALL CLINCH-NUTS ARE 4-40 INTERNAL THREADS**

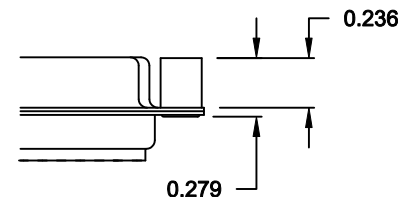
01X ..... 0.098" (BOARD SIDE) - CN1



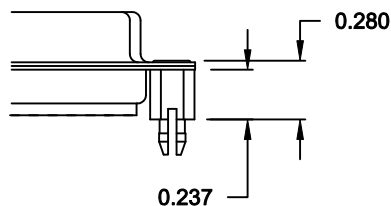
02X ..... 0.236" (BOARD SIDE) - CN2



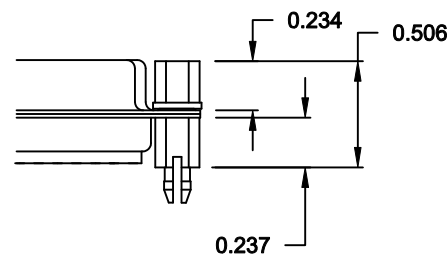
03X..... 0.236" (MATING SIDE) - CN8



05X ..... 0.237" (BOARD SIDE) - CN10



91X ..... 0.237" BOARD SIDE  
0.197" MATING SIDE  
CN10/SFSO4404



NOTE: 4-40 FEMALE SCREW LOCK IS REMOVABLE

**DO NOT SCALE FROM DRAWING**

**RoHS COMPLIANT**

	THESE DRAWINGS AND SPECIFICATIONS ARE THE PROPERTY OF NorComp AND SHALL NOT BE REPRODUCED, COPIED OR USED AS THE BASIS FOR THE MANUFACTURE OF SALE OF APPARATUS WITHOUT WRITTEN PERMISSION.		DRAWN: <b>WAYNE ROBBINS</b>	DATE: <b>11-28-05</b>
			CHECKED:	DATE:
<b>NorComp</b>		SCALE:	SHEET <b>2</b> OF <b>2</b>	REV <b>10</b>
		DWG NO. <b>172-EYY-20YRY1</b>		

# Mouser Electronics

Authorized Distributor

Click to View Pricing, Inventory, Delivery & Lifecycle Information:

## NorComp:

<a href="#"><u>172-E50-203R021</u></a>	<a href="#"><u>172-E50-203R011</u></a>	<a href="#"><u>172-E50-203R031</u></a>	<a href="#"><u>172-E25-203R021</u></a>	<a href="#"><u>172-E25-203R011</u></a>	<a href="#"><u>172-E25-203R031</u></a>
<a href="#"><u>172-E15-203R031</u></a>	<a href="#"><u>172-E15-203R011</u></a>	<a href="#"><u>172-E15-203R021</u></a>	<a href="#"><u>172-E25-203R911</u></a>	<a href="#"><u>172-E37-203R911</u></a>	<a href="#"><u>172-E50-203R911</u></a>
<a href="#"><u>172-E09-203R011</u></a>	<a href="#"><u>172-E09-203R031</u></a>	<a href="#"><u>172-E09-203R021</u></a>	<a href="#"><u>172-E37-203R021</u></a>	<a href="#"><u>172-E37-203R011</u></a>	<a href="#"><u>172-E37-203R031</u></a>
<a href="#"><u>172-E09-203R001</u></a>	<a href="#"><u>172-E09-203R911</u></a>	<a href="#"><u>172-E15-203R911</u></a>	<a href="#"><u>172-E09-202R011</u></a>	<a href="#"><u>172-E09-202R021</u></a>	<a href="#"><u>172-E09-202R031</u></a>
<a href="#"><u>172-E15-202R011</u></a>	<a href="#"><u>172-E15-202R021</u></a>	<a href="#"><u>172-E15-202R031</u></a>	<a href="#"><u>172-E25-202R011</u></a>	<a href="#"><u>172-E25-202R021</u></a>	<a href="#"><u>172-E25-202R031</u></a>
<a href="#"><u>172-E37-202R011</u></a>	<a href="#"><u>172-E37-202R021</u></a>	<a href="#"><u>172-E37-202R031</u></a>	<a href="#"><u>172-E50-202R011</u></a>	<a href="#"><u>172-E50-202R021</u></a>	<a href="#"><u>172-E50-202R031</u></a>