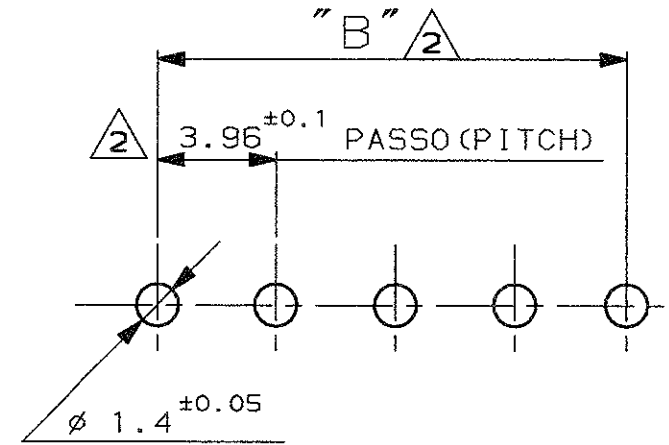
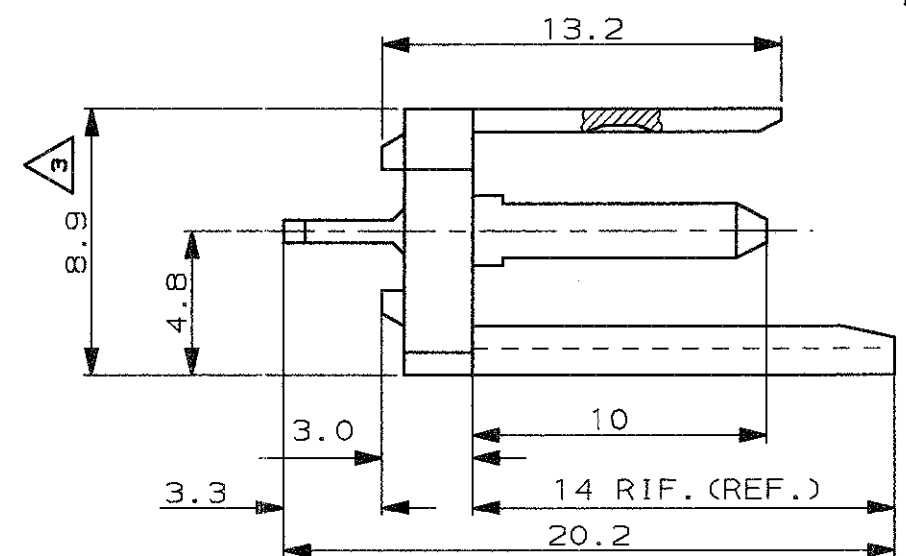
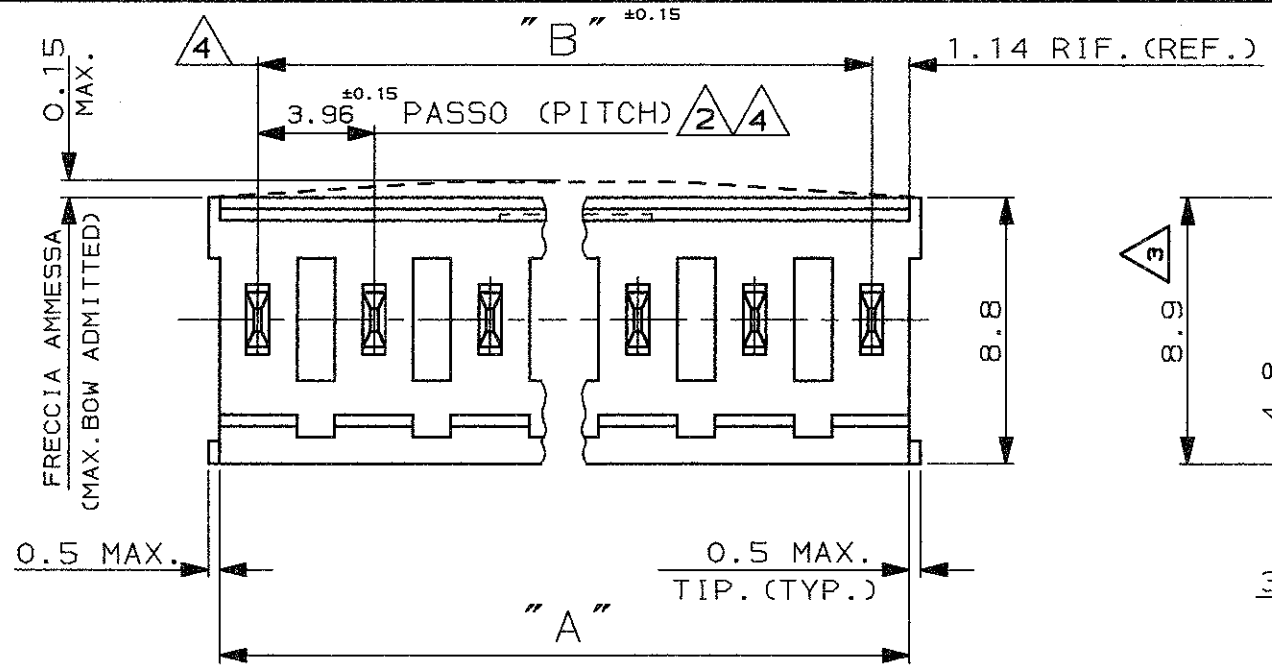


SCALA NON IMPEGNATIVA  
(DO NOT SCALE)  
DIMENSIONI IN mm  
(DIMENSIONS IN mm)

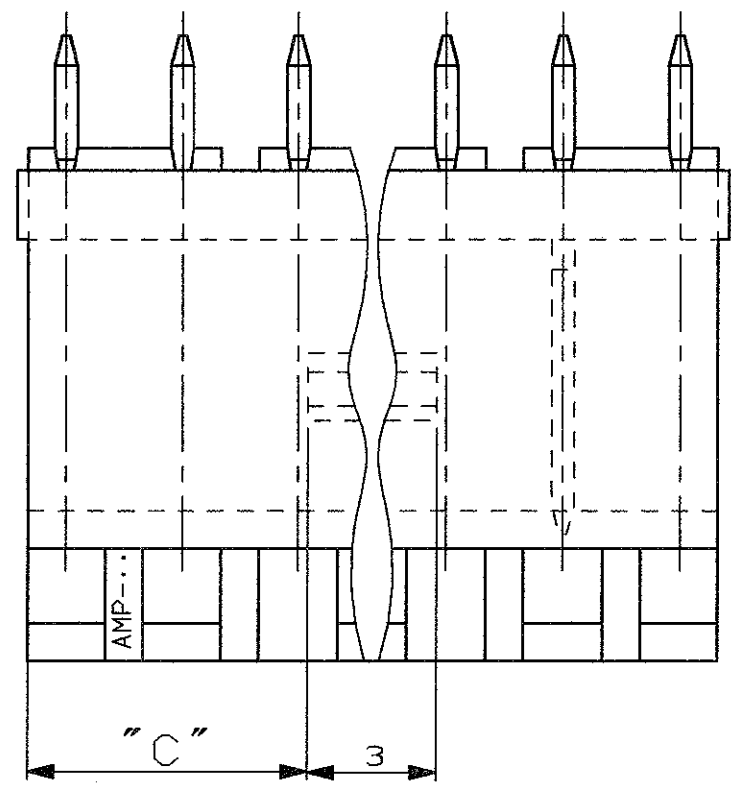
**METRIC**

PROIEZIONE EUROPEA  
(EUROPEAN PROJECTION)



DIMA DI FORATURA SU C.S.  
(RECOMMENDED P.C.B. HOLE PATTERN)

- 1 OBSOLETO (OBSOLETE)
- 2 TOLLERANZA NON CUMULATIVA (NOT CUMULATIVE TOLERANCE)
- 3 ALLA BASE (AT BASE)
- 4 DIMENSIONE MISURATA ALLA BASE DEI POSTS (POSTS BASE DIMENSION)
- 5 -
- 6 -
- 7 MATERIALE CONTATTO: OTTONE (CONTACT MATERIAL: BRASS)
- 8 MATERIALE BLOCCHETTO: POLICARBONATO CARICATO VETRO, COLORE VERDE (HOUSING MAT'L: POLYCARBONATE GLASS FIBER FILLED, GREEN COLOUR)
- 9 MATERIALE BLOCCHETTO: POLIESTERE CARICATO VETRO, UL 94-V0, COLORE NERO (HOUSING MAT'L: POLYESTER GLASS FIBER FILLED, UL 94-V0, BLACK COLOUR)
- 10 OBSOLETE PARTS: OBSOLETE CIS STREAMLINING PER D.RENAUD/D.SINISI



10 OBSOLETE	2	6.2	3.96	1.6	7	8	9	10	11	12	13	14	15
	12	45.9	43.59	21.4	7	8	9	10	11	12	13	14	15
	10	37.9	35.66	17.5	7	8	9	10	11	12	13	14	15
	8	30.0	27.74	13.5	7	8	9	10	11	12	13	14	15
	6	22.1	19.81	9.5	7	8	9	10	11	12	13	14	15
	4	14.2	11.89	5.6	7	8	9	10	11	12	13	14	15
	2	6.2	3.96	1.6	7	8	9	10	11	12	13	14	15
N° POS.	DIM. "A"	DIM. "B"	DIM. "C"	P.N. STAGNATO (TIN PLTD. VERSION)	DORATO 0.37µm AREA CONTATTO, STAGNATO NELLA ZONA A SALDARE (0.37µm GOLD PLTD ON CONTACT AREA, TIN PLTD ON SOLDER TAIL)			DORATO 0.76µm AREA CONTATTO, STAGNATO NELLA ZONA A SALDARE (0.76µm GOLD PLTD ON CONTACT AREA, TIN PLTD ON SOLDER TAIL)			DORATO 1.27µm AREA CONTATTO, STAGNATO NELLA ZONA A SALDARE (1.27µm GOLD PLTD ON CONTACT AREA, TIN PLTD ON SOLDER TAIL)		

CUSTOMER DRAWING FOR REFERENCE ONLY / DISEGNO PER CLIENTE SOLO PER RIFERIMENTO

THIS DRAWING IS UNPUBLISHED / RELEASE FOR PUBLICATION 19

TOLLERANZE, SE NON DIVERSAMENTE SPECIFICATO (TOLERANCES, UNLESS OTHERWISE SPECIFIED) ± 0.4  
ANGOLI (ANGLES) ± 2°  
DIAM. ISOLANTE (INS. DIA. RANGE) - RANGO FILO (WIRE RANGE) - SCALA (SCALE) -  
**TE** TE Connectivity

DIS. (DR.) 27-06-1991 C.CORDOLA / DESCRIZIONE (DESCRIPTION) AMP-MODU MODI STRAIGHT VERSION POST SUPPORT ASS'Y

S	STREAMLINING OF CONTACT BASE MATERIAL CHANGED TO BRASS	SMT	09APR 2013	CONT. (CHK.)	R. Cantore	LOC. SIZE	NUMERO (DWG NO)	REV.	FOGLIO (SHEET)
R2	REVISED PER ECO-11-005140	HMR	24MAY11	APP. (APP.)	6-3-1991	I A3	C-280609	S	1 DI (OF) 1
REV. (REV.)	REVISIONI (REVISION RECORD)	DIS. (DR)							

DISTRIBUZIONE (PRINT DIST.)

# Mouser Electronics

Authorized Distributor

Click to View Pricing, Inventory, Delivery & Lifecycle Information:

[TE Connectivity:](#)

[280612-1](#)