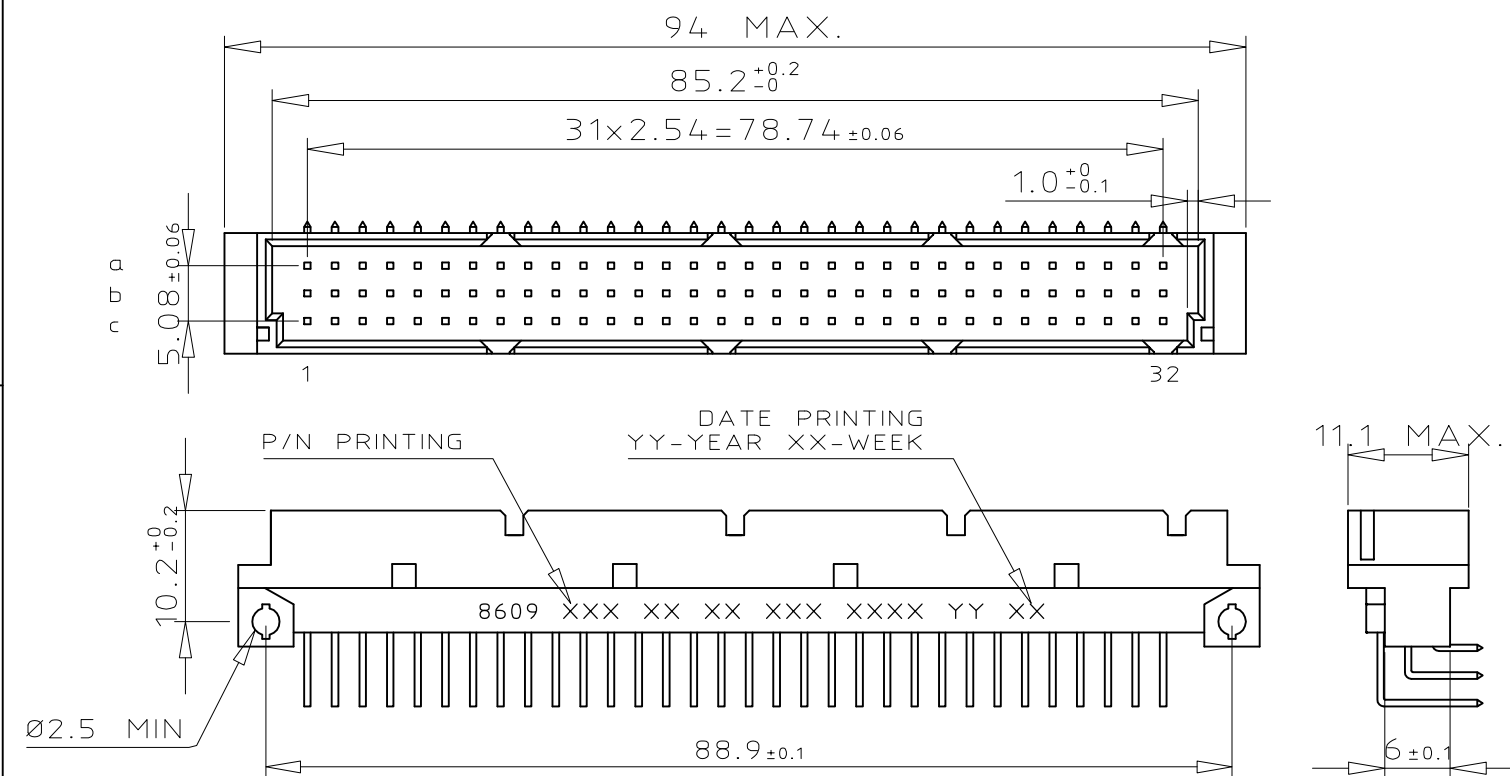
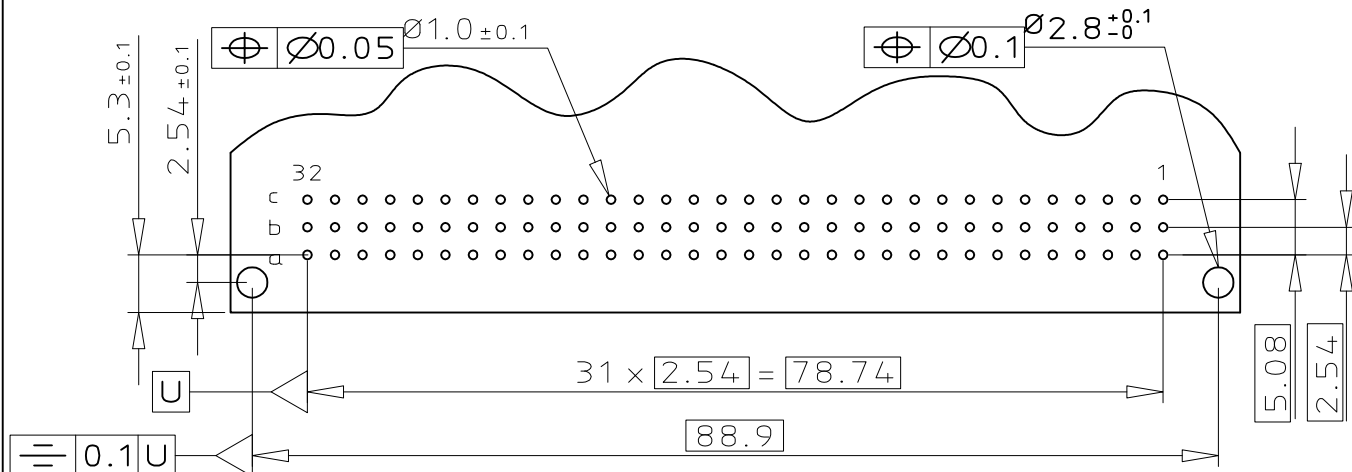


# DIMENSIONS



# PCB LAYOUT



# CONTACT ARRANGEMENT

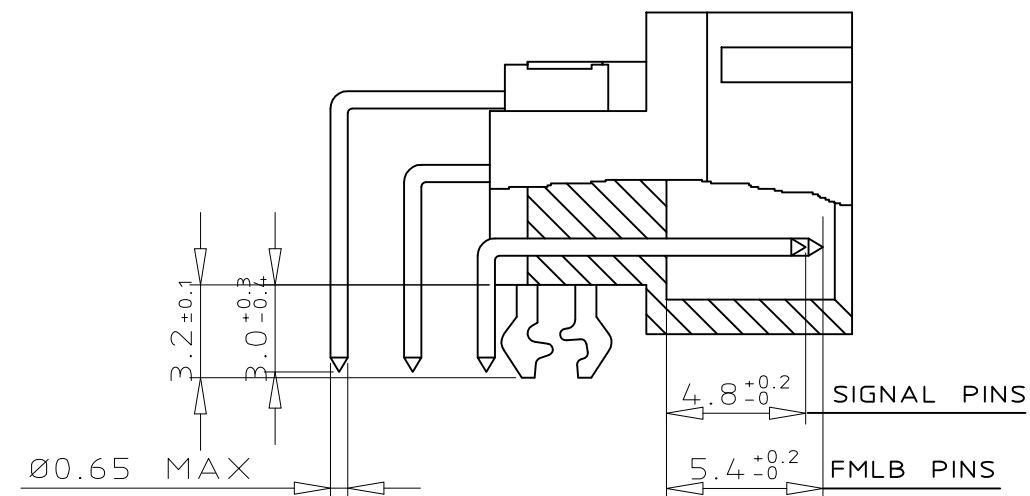
	1	2	3	4	5	6	7	8	9	10	11	12	13	14	15	16	17	18	19	20	21	22	23	24	25	26	27	28	29	30	31	32
a	✓	✗	✗	✗	✗	✗	✗	✗	✗	✗	✗	✗	✗	✗	✗	✗	✗	✗	✗	✗	✗	✗	✗	✗	✗	✗	✗	✗	✗	✗	✗	✓
b	✓	✗	✗	✗	✗	✗	✗	✗	✗	✗	✗	✗	✗	✗	✗	✗	✗	✗	✗	✗	✗	✗	✗	✗	✗	✗	✗	✗	✗	✗	✗	✓
c	✓	✗	✗	✗	✗	✗	✗	✗	✗	✗	✗	✗	✗	✗	✗	✗	✗	✗	✗	✗	✗	✗	✗	✗	✗	✗	✗	✗	✗	✗	✗	✓

☒ STANDARD CONTACT  
 ☐ EMPTY CAVITY  
 ☒ FMLB CONTACT  
 ☐ LMEB CONTACT

GENERAL CHARACTERISTICS & RoHS INFO

REFER DRAWING C-8609-0000A

# TERMINATION



# ORDERING INFORMATION

SERIES	8609	3	96	7	1	13	7	5	5	UMLF
ROWS FITTED WITH CONTACTS										
ROW a	b	c								
NO. OF CONTACTS										
TYPE OF INSULATOR										
3 ROW MALE INSULATOR										
METHOD OF MOUNTING										
STANDARD MOUNTING - STYLE C										
TERMINATION										
ANGLED SPILL										
OPTIONS										
NO OPTION										
WITH HARPOONS										
PERFORMANCE CLASS										
DIN 41612 CLASS 3										
DIN 41612 CLASS 2										
DIN 41612 CLASS 1										
AS PER MIL C 55302 / JSS 50808										
PITCH PER ROW										
2.54mm										
LEAD FREE VERSION SPL CONTACTS LOADING										

mat'l. code	surface	tolerance	projection	product family
SEE DRAWING C-8609-0000A	ISO 1302 ✓	ISO 406 ISO 1101		8609
ltr	ecn no	dr	date	title
A	I10-0076	KR	2010-03-20	DIN STANDARD HEADER
				ANGLED SPILL DIN 41612 STYLE C
				dwg no
				sheet 1 of 1
				size
				A3
				type
				Product Customer Drawing
sheet index	revision	A		
	sheet	1		

# Mouser Electronics

Authorized Distributor

Click to View Pricing, Inventory, Delivery & Lifecycle Information:

[FCI / Amphenol:](#)

[86093967113755UMLF](#) [86093967113H55UMLF](#)