


KBP Series Panel Relay

- Dual coil latching relay accepts a momentary impulse to one coil to latch and a second impulse to the other coil to release
- Clear polycarbonate dust cover with 11- or 20-pin plug
- 11- or 20-pin octal-style plug connector
- AC and DC coils
- Two, four, and five pole Form C (CO) contact arrangements

Typical applications
Elevator controls



Approvals

UL E29244

Technical data of approved types on request

Contact Data	2 pole	4 pole	5 pole
Contact arrangement	2 form C (CO)	4 form C (CO)	5 form C (CO)
Rated voltage		120VAC	
Rated current		10A	
Contact material		Ag, AgCdO	
Min. recommended contact load			
Ag contacts		100mA, 12VDC	
AgCdO contacts		300mA, 12VDC	
Initial contact resistance			
Ag contacts		100mΩ	
AgCdO contacts		200mΩ	
Frequency of operation		360 ops./hour	

Contact ratings

Type	Load	Cycles
UL 508		
Ag	5A, 120VAC	50x10 ³
AgCdO	10A, 120VAC	50x10 ³
Mechanical endurance		500x10 ³ ops.

Coil Data

Coil voltage range	12 to 220VDC 6 to 240VAC
--------------------	-----------------------------

Coil versions, DC coil

Coil code	Rated voltage VDC	Operate voltage VDC	Coil resistance Ω±10%	Rated coil power W
12	12	9	52	2.8
24	24	18	230	2.5
48	48	36	850	2.71
110	110	82.5	4560	2.65
–	220	165	Use 110VDC relay with 5KΩ, 5W resistor in series	2.42

All figures are given for coil without preenergization, at ambient temperature +23°C.

Coil Data (continued)

Coil versions, AC coil

Coil code	Rated voltage VAC	Operate voltage VAC	Coil resistance Ω±15%	Rated coil power VA
2 and 4 pole models				
24	24	20.004	42	5.05
120	120	102	1030	5.3
240	240	204	4100	5.3
5 pole models				
24	24	20.4	27	7.8
120	120	102	700	8.2

All figures are given for coil without preenergization, at ambient temperature +23°C

Insulation Data

Initial dielectric strength	
between open contacts	500V _{rms}
between contact and coil	1000V _{rms}
between adjacent contacts	1000V _{rms}
Initial insulation resistance	
between insulated elements	100MΩ

Other Data

Material compliance: EU RoHS/ELV, China RoHS, REACH, Halogen content refer to the Product Compliance Support Center at www.te.com/customer-support/rohssupportcenter

Ambient temperature	-45°C to 85°C
Category of environmental protection	IEC 61810
	RTI - dust protected and RT0 - open style
Terminal type	11- or 20-pin octal-style plug
Weight	306g
Packaging/unit	tray/25 pcs., box/60pcs.

Accessories

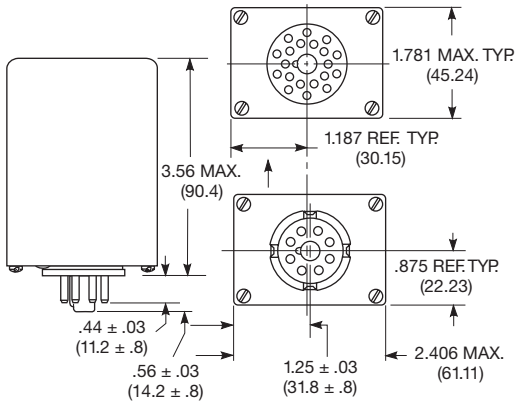
For details see datasheet	Sockets and Accessories, KBP Relays
---------------------------	-------------------------------------

Product Code	Description
27E892	DIN 11 pin octal socket
27E123	Track mount 11 pin octal socket
27E928	17 and 20 pin octal socket

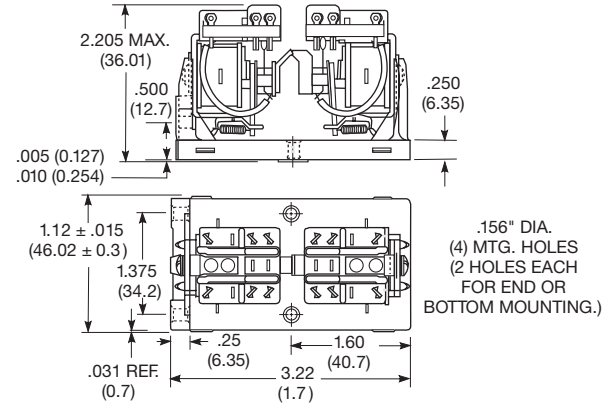
KBP Series Panel Relay (Continued)

Dimensions

KBP - enclosed



KB - open style

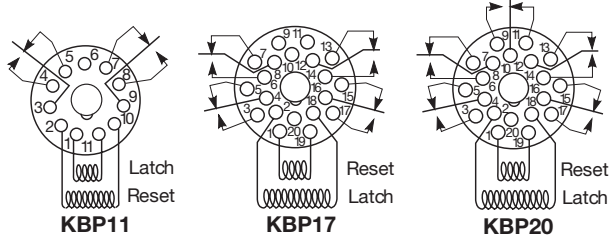


Terminal assignment

2 Form C

4 Form C

5 Form C



Note: Shown with reset coil energized last.

Product code structure

Typical product code

-KBP -11 A G -24

Type

KBP Enclosed, dual coil mechanical latching relay
KB Open, dual coil mechanical latching relay

Contact arrangement

11 2 form C (2CO) **20** 5 form C (5CO)
17 4 form C (4CO)

Coil input

A AC **D** DC

Contact rating

Blank 5A, 120VAC (Ag) **G** 10A, 120VAC, 80% PF (AgCdO)

Coil voltage

Coil code: please refer to coil versions table
Specify the same latch and release coil voltage for standard relays.
Unlike coils available on special order.

Product Code	Arrangement	Case style	Contact material	Coil	Part Number
KB-17AG-120	4 form C, 4 CO	open	AgCdO	120VAC	1-1393100-2
KB-17DG-12				12VDC	1-1393100-5
KBP-11AG-120	2 form C, 2 CO	enclosed		120VAC	2-1393100-4
KBP-11DG-24				24VDC	2-1393100-6
KBP-11DG-110				110VDC	2-1393100-5
KBP-20AG-120	5 form C, 5 CO			120VAC	3-1393100-4

Mouser Electronics

Authorized Distributor

Click to View Pricing, Inventory, Delivery & Lifecycle Information:

[TE Connectivity:](#)

[KBP-20DG-24](#)