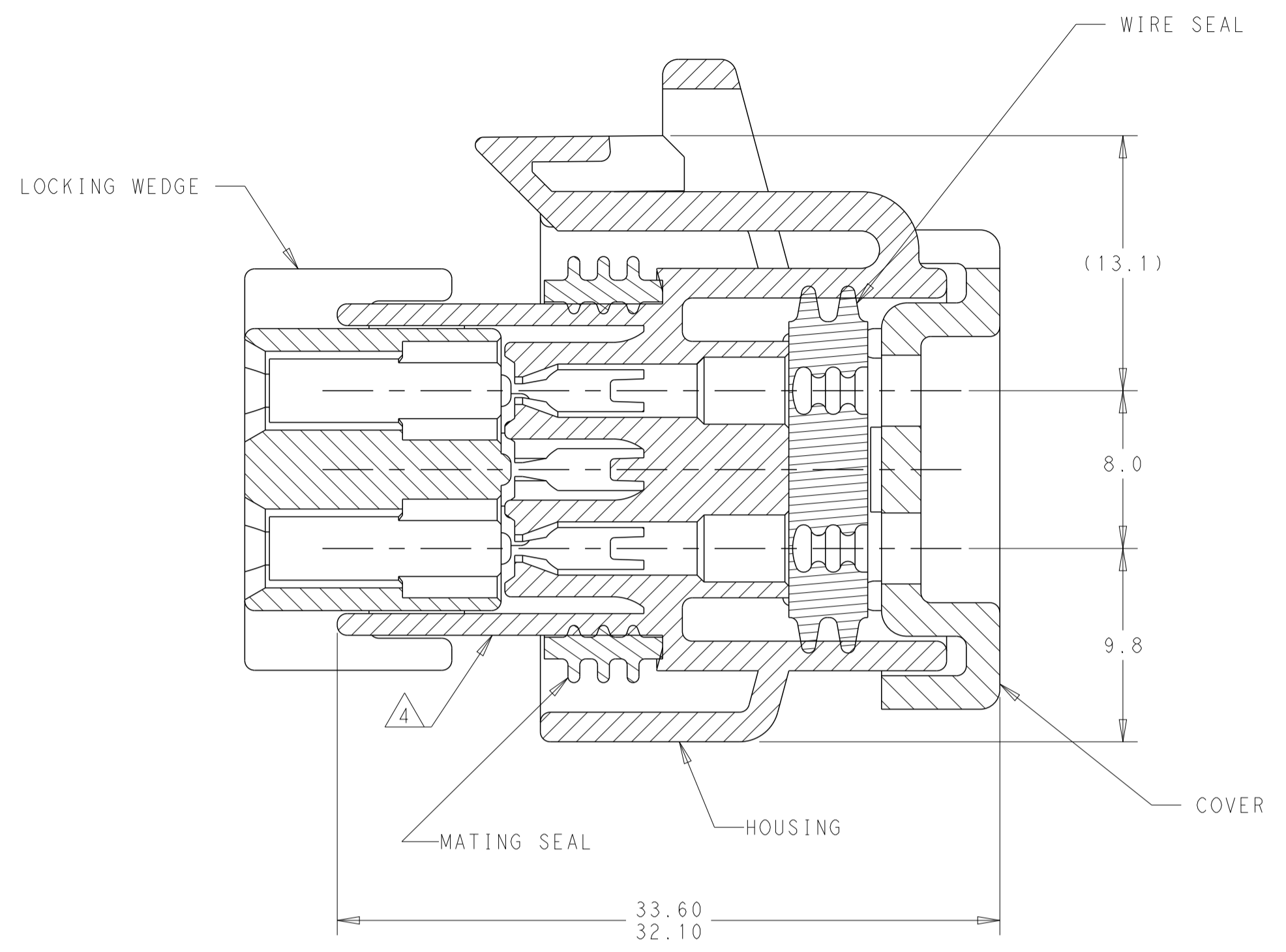
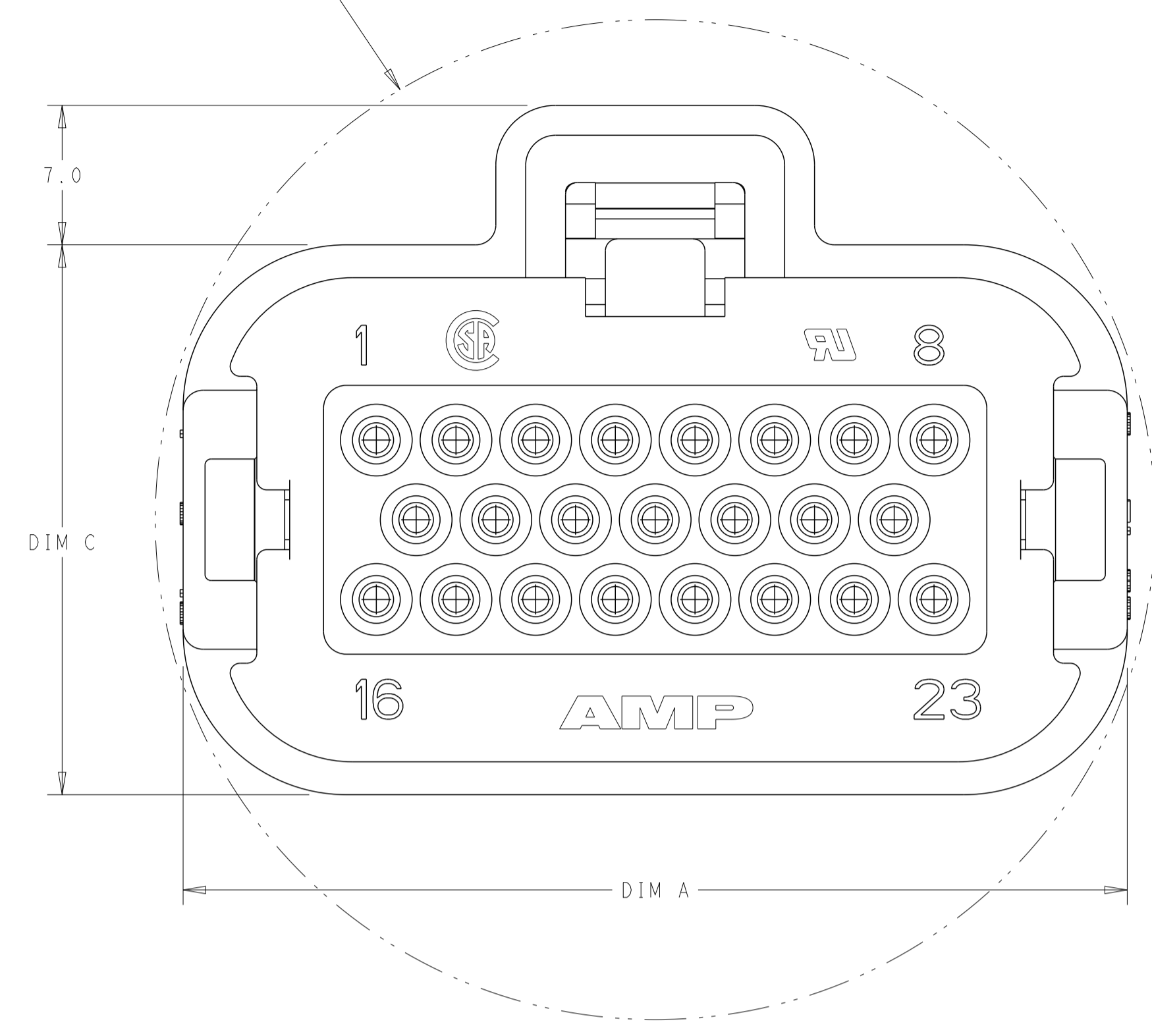


REVISIONS					
P	LTN	DESCRIPTION	DATE	DMN	APVD
C		REVISED PER ECO-15-017333	29DEC2015	DD	DS
D		REVISED PER ECO-16-006990	16MAY2016	DD	DS
D1		REVISED PER ECO-17-007878	31MAY2017	JM	DS



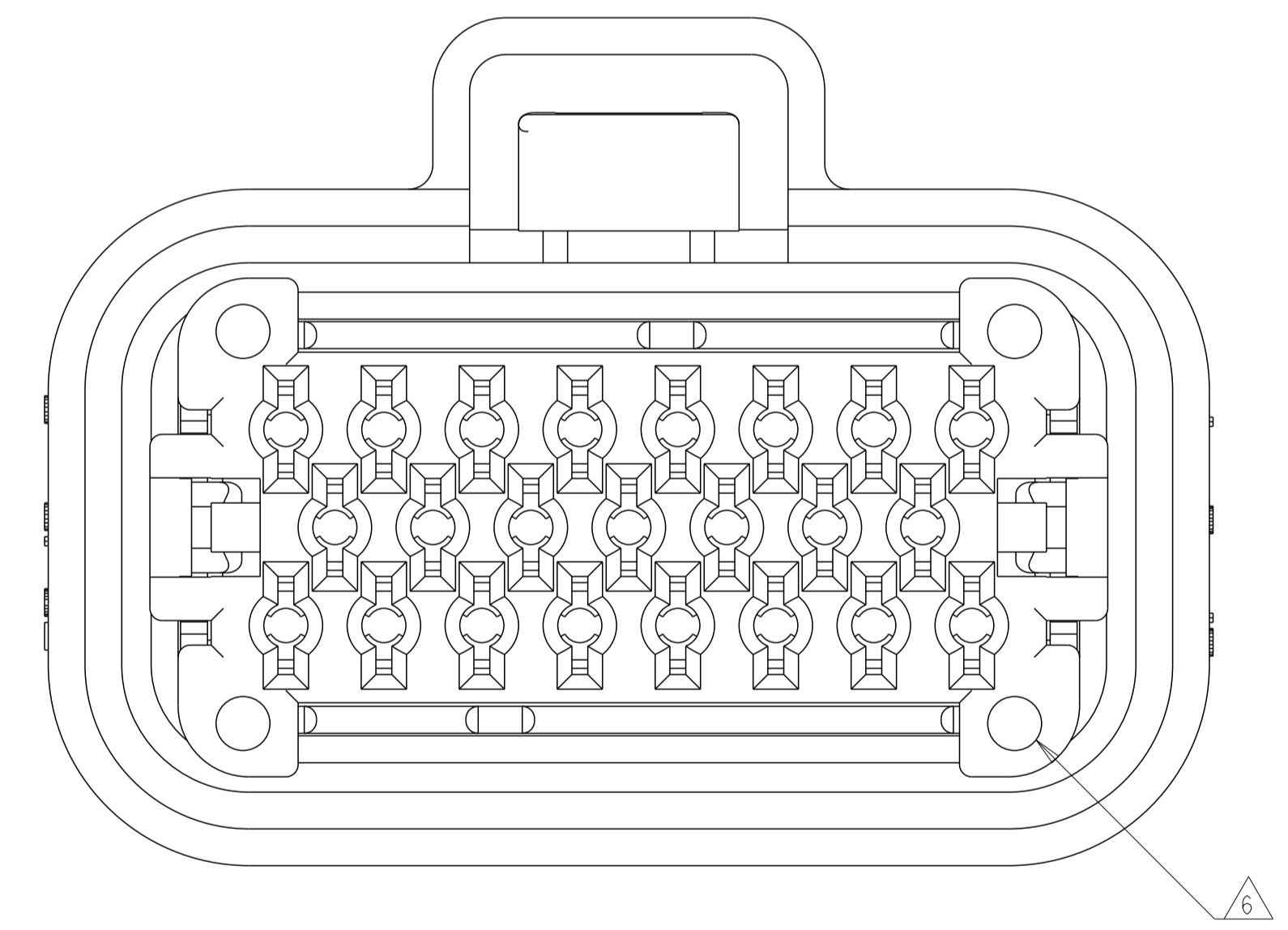
ASSEMBLY WILL PASS THRU OPENING OF DIAMETER B



- MATERIAL: HOUSING - UL94V-0 PBT
 LOCKING WEDGE - UL94V-0 PBT, RED
 COVER - UL94V-0 PBT, BLACK
 MATING SEAL - SILICONE
 WIRE SEAL - SILICONE
- HOUSING COLORS ARE MECHANICALLY KEYED TO MATE WITH IDENTICALLY COLORED HEADER ASSEMBLIES.
- PLUG USES REELED TERMINAL 770520 OR LOOSE PIECE TERMINAL 770854.
- DATE CODE ON THIS SURFACE. USES 5 DIGIT CODE: FIRST 2 DIGITS = YEAR, SECOND 2 DIGITS = WEEK, LAST DIGIT = DAY.
- CIRCUITS 3, 7, 16, 17, 21, 22 BLOCKED
- OPTIONAL VOID CORING ON 35 POSITION PLUG ASSEMBLY 776164.

23-POSITION CONNECTOR SHOWN, SEE TABLE BELOW FOR ALTERNATE DIMENSIONS.

CONNECTOR SIZE	A	B	C
8-POSITION	27.4	40	27.50
14-POSITION	35.4	44	27.60
23-POSITION	47.4	50	27.60
35-POSITION	63.4	66	27.45



BOTTOM VIEW WITH LOCKING WEDGE

MATING HEADER	RIGHT-ANGLE	WIRE SEAL COLOR	MATING SEAL COLOR	HOUSING COLOR	NO. OF POSITIONS	PART NUMBER
776230, 776231	776180, 776163	RED	RED	ORANGE	35-POSITION	776164-6
				BLUE		776164-5
				GREY		776164-4
				NATURAL		776164-2
776200, 776228	770669, 776087	GREEN	RED	BLACK	23-POSITION	776164-1
				BLUE		770680-5
				GREY		770680-4
				BLACK		770680-3
776261, 776262	776266, 776267	GREEN	GREEN	NATURAL	14-POSITION	770680-2
				BLACK		770680-1
				BLUE		776273-5
				GREY		776273-4
776275, 776276	776279, 776280	YELLOW	YELLOW	NATURAL	8-POSITION	776273-2
				BLACK		776273-1
				NATURAL		776286-2
				BLACK		776286-1

THIS DRAWING IS A CONTROLLED DOCUMENT.

DMN: A. MARTIN 11JUN2015
 CHK: D. STRAUSSER 29JUN2015
 APVD: G. BROWN 29JUN2015

NAME: PLUG ASSEMBLY, AMPSEAL FAMILY DRAWING

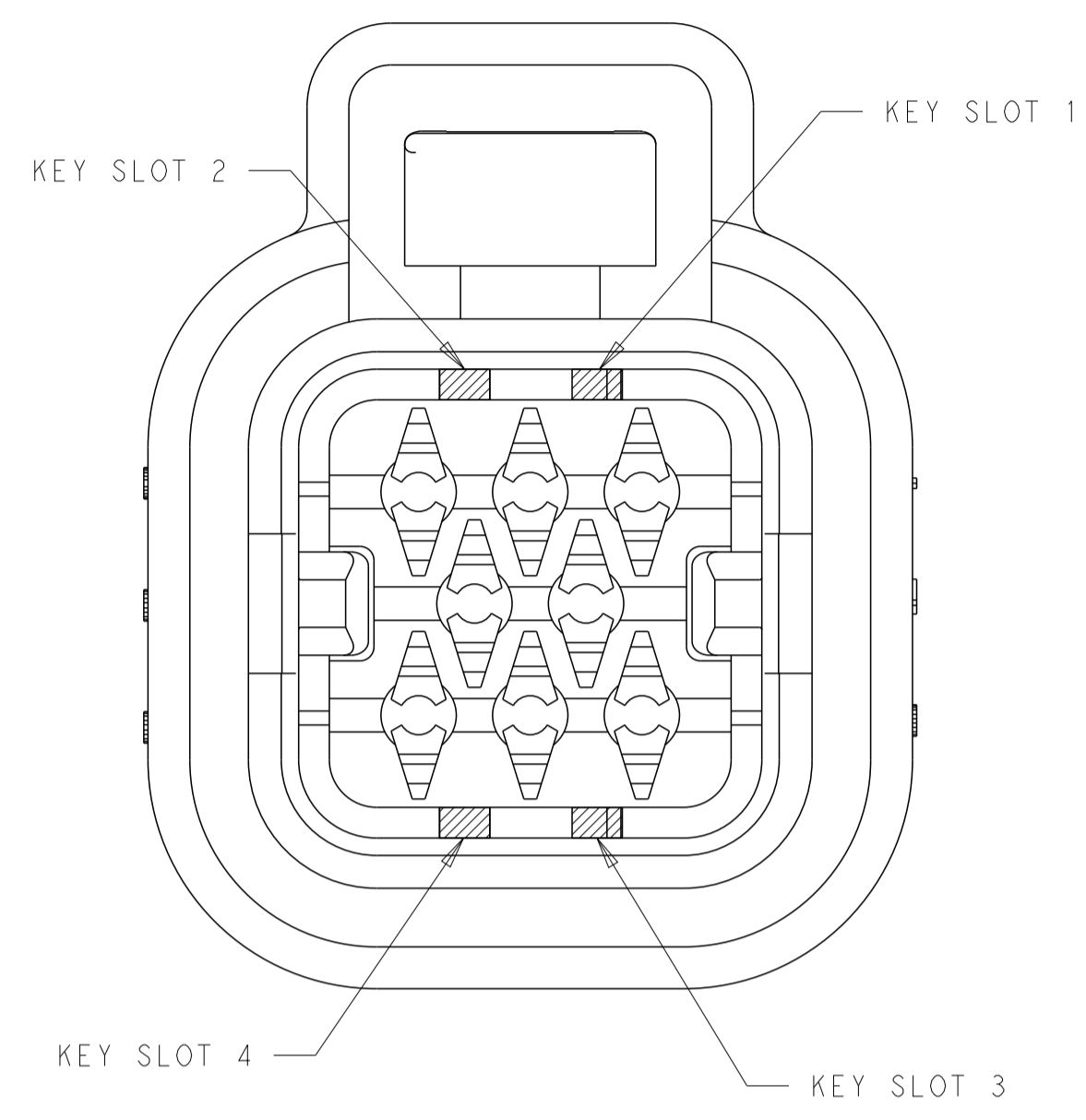
PRODUCT SPEC: 108-1329
 APPLICATION SPEC: 114-16016

SIZE: A1
 CAGE CODE: 100779
 DRAWING NO: C=2293782

RESTRICTED TO: CUSTOMER DRAWING

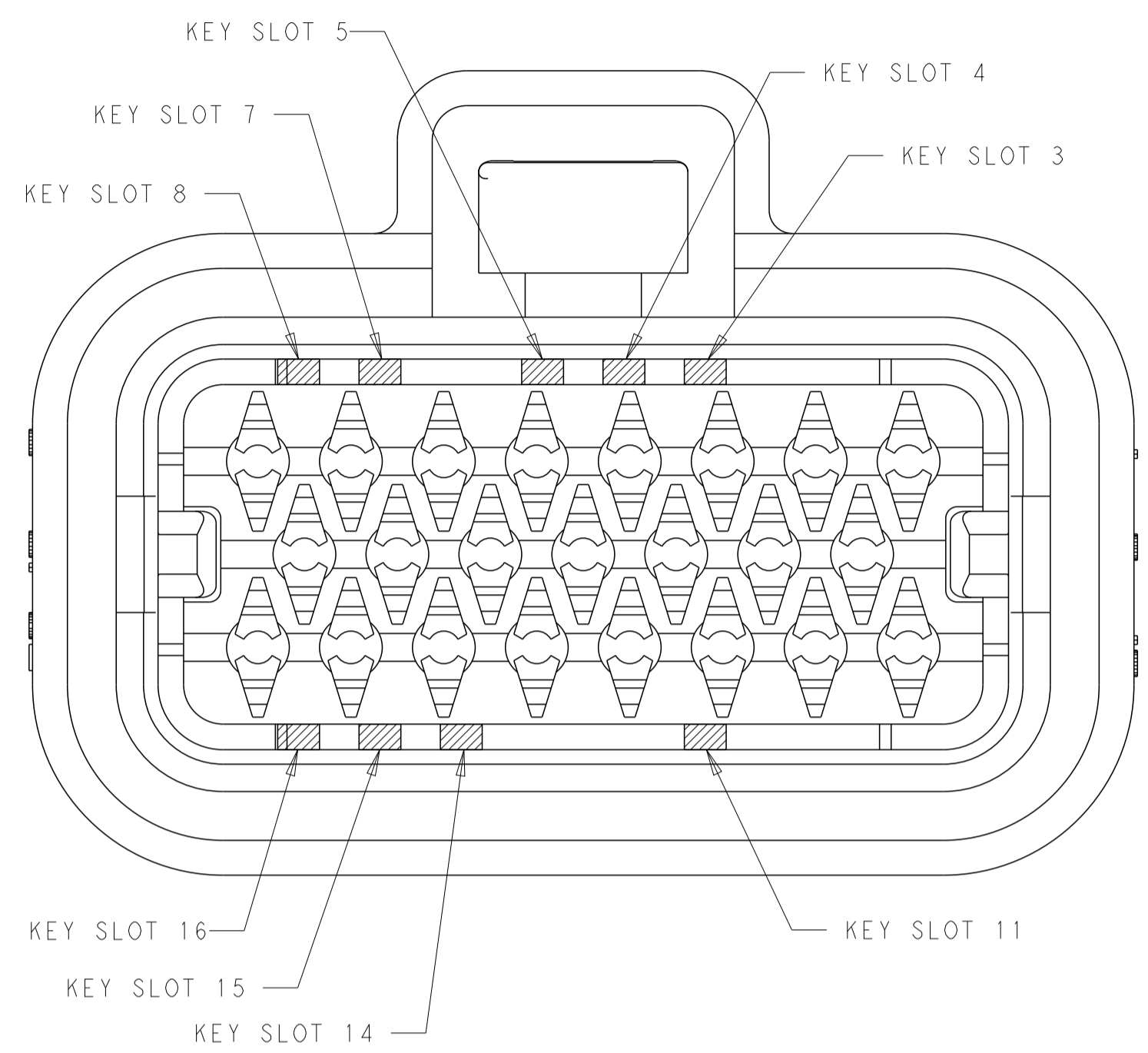
SCALE: 4:1
 SHEET: 1 OF 2
 REV: D1

REVISIONS				
P	LTN	DESCRIPTION	DATE	APVD
-	-	SEE SHEET 1	-	-



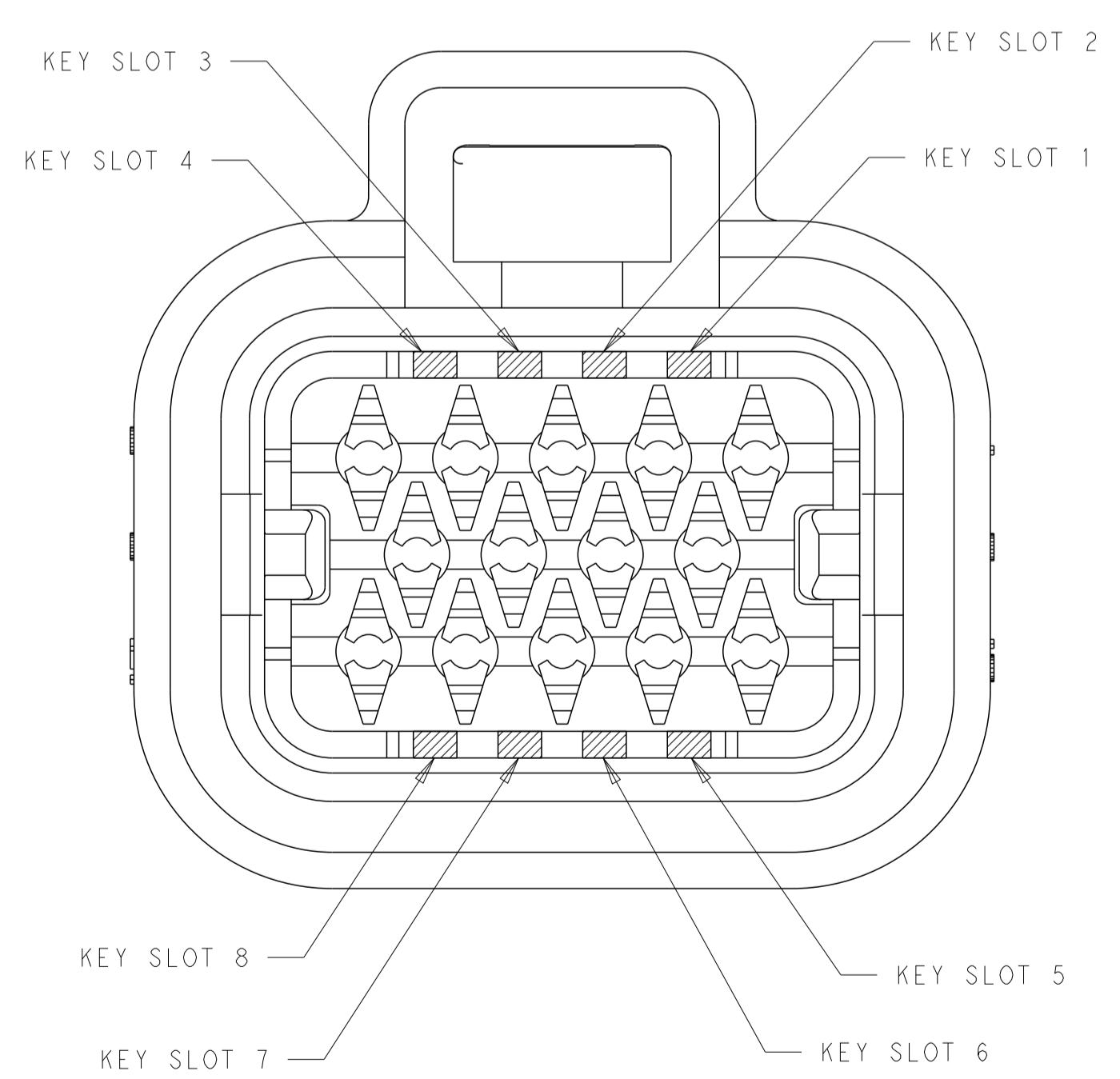
KEY SLOT LOCATION (SEE VIEW ABOVE)	COLOR	PART NUMBER
1 & 3	NATURAL	776286-2
2 & 4	BLACK	776286-1

8-POSITION CONNECTOR
 KEY SLOT LOCATIONS
 SCALE 4:1



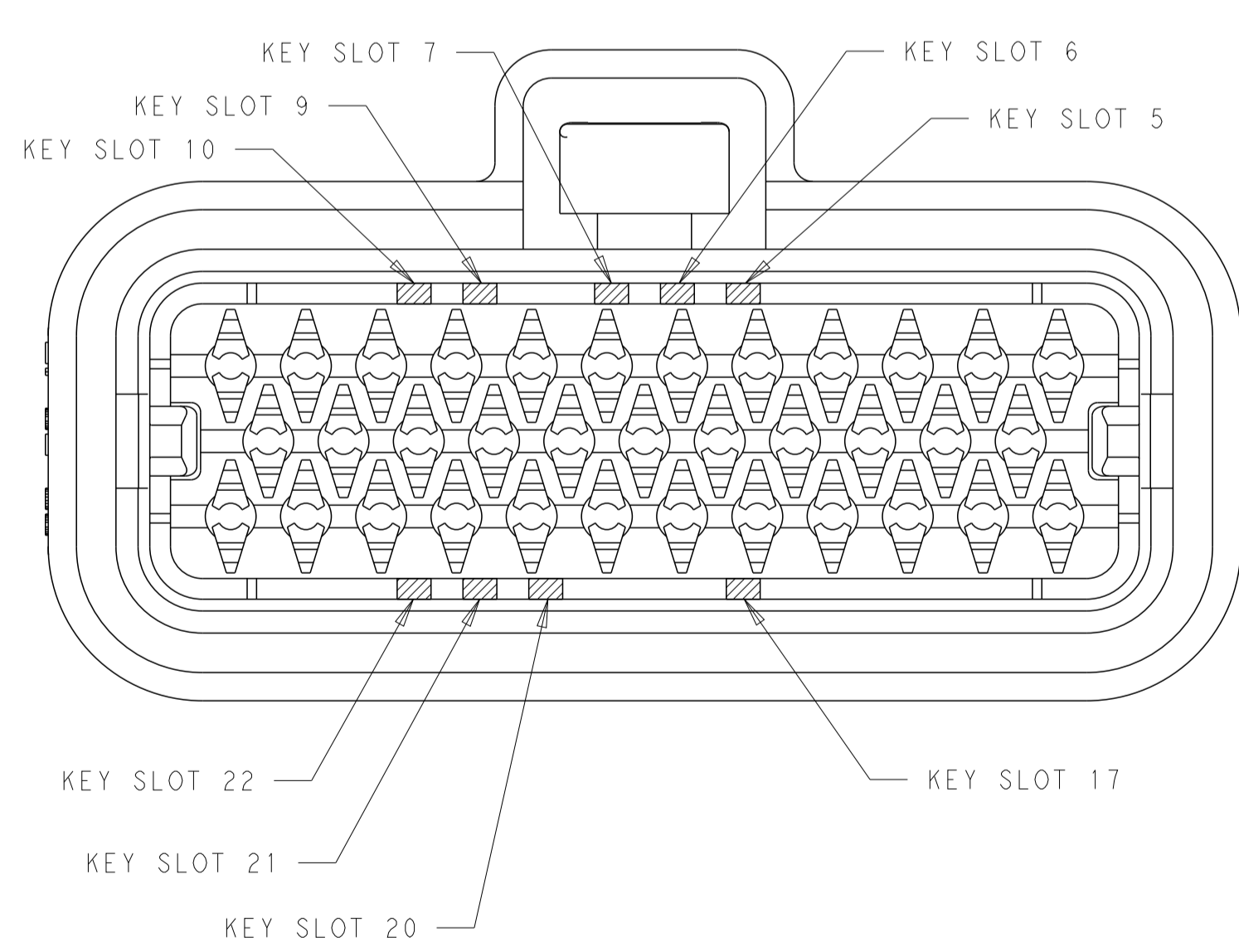
KEY SLOT LOCATION (SEE VIEW ABOVE)	COLOR	PART NUMBER
3, 8 & 16	BLUE	770680-5
7 & 15	GREY	770680-4
4 & 14	BLACK	770680-3
5 & 11	NATURAL	770680-2
4 & 14	BLACK	770680-1

23-POSITION CONNECTOR
 KEY SLOT LOCATIONS
 SCALE 4:1



KEY SLOT LOCATION (SEE VIEW ABOVE)	COLOR	PART NUMBER
3 & 5	BLUE	776273-5
2 & 8	GREY	776273-4
1 & 6	NATURAL	776273-2
3 & 7	BLACK	776273-1

14-POSITION CONNECTOR
 KEY SLOT LOCATIONS
 SCALE 4:1



KEY SLOT LOCATION (SEE VIEW ABOVE)	COLOR	PART NUMBER
7 & 22	ORANGE	776164-6
5, 10, 22	BLUE	776164-5
9 & 21	GREY	776164-4
7 & 17	NATURAL	776164-2
6 & 20	BLACK	776164-1

35-POSITION CONNECTOR
 KEY SLOT LOCATIONS
 SCALE 3:1

THIS DRAWING IS A CONTROLLED DOCUMENT.		OWN: A. MARTIN 11JUN2015	TE Connectivity NAME: PLUG ASSEMBLY, AMPSEAL FAMILY DRAWING
DIMENSIONS: mm		CHK: D. STRAUSSER 29JUN2015	
TOLERANCES UNLESS OTHERWISE SPECIFIED:		APVD: G. BROWN 29JUN2015	
0 PLC ± 1 PLC ±0.2 2 PLC ± 3 PLC ± 4 PLC ± ANGLES ±		PRODUCT SPEC: 108-1329 APPLICATION SPEC: 114-16016 WEIGHT: -	
MATERIAL: -		SIZE: A1	RESTRICTED TO: -
SEE NOTE 1		CAGE CODE: 00779	DRAWING NO: C=2293782
		CUSTOMER DRAWING	SCALE: 1:1 SHEET 2 OF 2 REV: D1

Mouser Electronics

Authorized Distributor

Click to View Pricing, Inventory, Delivery & Lifecycle Information:

[TE Connectivity:](#)

[776273-1](#)