

# HC9

## High current power inductors



### Applications

- Multi-phase regulators
- Voltage Regulator Modules (VRMs)
- Distributed power systems DC-DC converters
- Desktop and server VRMs and EVRDs
- Point-of-Load (POL) modules
- Field Programmable Gate Array (FPGA) DC-DC converters
- Battery power systems
- High current power supplies
- Data networking and storage systems

### Product description

- Surface mount inductors designed for higher speed switch mode applications requiring lower inductance, low voltage and high current
- Design utilizes high temperature powder iron material with a non-organic binder to eliminate thermal aging
- Inductance Range from 0.2 $\mu$ H to 47.0 $\mu$ H
- Current Range from 3.65 amps to 95.0 amps
- Frequency Range 1kHz to 500kHz

### Environmental data

- Storage temperature range (component): -40°C to +155°C
- Operating temperature range: -40°C to +155°C (Ambient plus self-temperature rise)
- Solder reflow temperature: J-STD-020D compliant



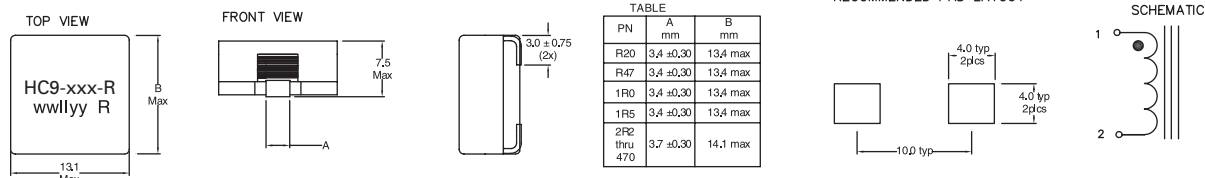
**Product specifications**

Part number <sup>6</sup>	OCL <sup>1</sup> (µH) ±15%	I <sub>rms</sub> <sup>2</sup> (amps)	I <sub>sat</sub> <sup>3</sup> (amps) 20% rolloff	I <sub>sat</sub> <sup>4</sup> (amps) 30% rolloff	DCR (mΩ) maximum @ 20°C	Volt-µsec <sup>5</sup> (V-µs)
HC9-R20-R	0.218	46.7	65	95	0.50	2.87
HC9-R47-R	0.544	33.7	40	57	0.88	4.78
HC9-1R0-R	1.04	23.7	28	41	1.87	6.70
HC9-1R5-R	1.70	21.0	22	32	2.27	8.46
HC9-2R2-R	2.53	17.2	18	26	3.37	10.4
HC9-3R3-R	3.52	14.3	15	22	4.87	12.4
HC9-4R3-R	4.67	13.0	13.2	19.1	5.90	14.4
HC9-6R8-R	7.45	10.3	11.4	15.1	9.40	18.1
HC9-100-R	10.9	8.50	8.6	12.5	14.0	22.0
HC9-220-R	22.4	6.30	6.0	8.7	25.7	31.5
HC9-330-R	34.5	4.42	4.8	7.0	48.8	37.3
HC9-470-R	49.2	3.65	3.9	5.7	72.3	44.8

1. Open Circuit Inductance (OCL) Test Parameters: 100kHz, 1.0Vrms, 0.0Aac, @ +25°C
2. Irms: DC current for an approximately ΔT of 40°C without core loss. Derating is necessary for AC currents. Pad layout, trace thickness and width, airflow, and proximity of other heat generating components will affect the temperature rise. It is recommended that the temperature of the part not exceed 155°C under worst case conditions verified in the end application.
3. Peak current for approximately 20% rolloff @20°C
4. Peak current for approximately 30% rolloff @20°C
5. Applied Volt-Time product (V-µs) across the inductor. This value represents the applied V-µs at operating frequency necessary to generate additional core loss which contributes to the 40°C temperature rise. De-rating of the I<sub>rms</sub> is required to prevent excessive temperature rise. The 100% V<sub>ps</sub> rating is equivalent to a ripple current I<sub>p-p</sub> of 20% of Isat (30% rolloff option).

6. Part number definition: HC9-xxx-R  
 HC9= Product code and size  
 xxx = Inductance in µH. R = decimal point. If no R is present last character equals number of zeros.  
 -R suffix = RoHS compliant

**Dimensions—mm**



TABLE

PN	A mm	B mm
R20	3.4 ±0.30	13.4 max
R47	3.4 ±0.30	13.4 max
1R0	3.4 ±0.30	13.4 max
1R5	3.4 ±0.30	13.4 max
2R2 thru 470	3.7 ±0.30	14.1 max

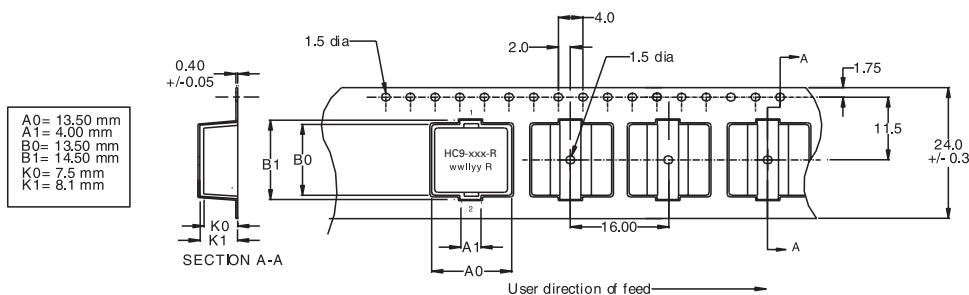
Part marking: HC9= (Product code and size)-xxx=(inductance value in uH, R= decimal point. If no R is present then last character equals number of zeros. wwllly= date code, R=revision level

Tolerances are ±0.2 millimeters unless stated otherwise

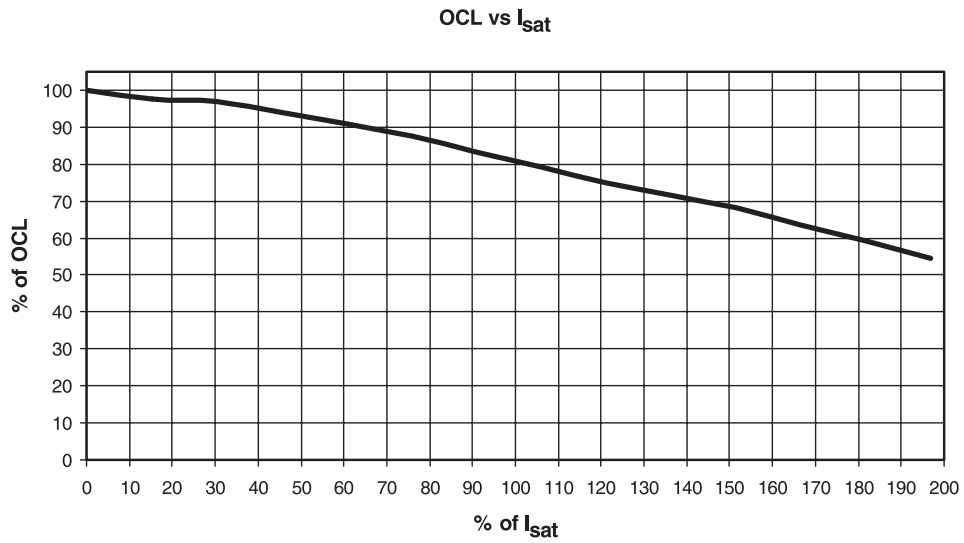
Do not route traces or vias underneath the inductor

**Packaging information—mm**

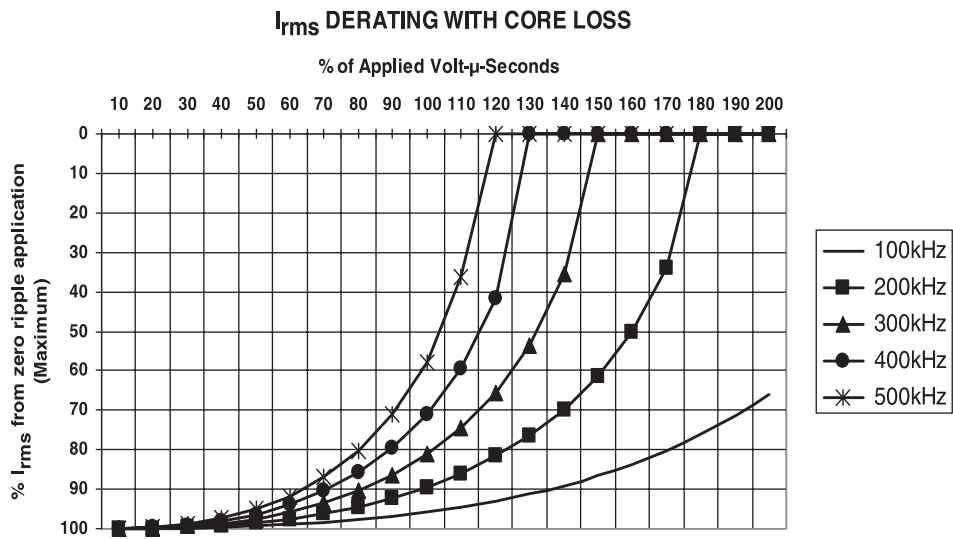
Supplied in tape and reel packaging, 450 parts per reel, 13" diameter reel.



Rolloff



Core loss



**Solder reflow profile**



**Table 1 - Standard SnPb Solder (T<sub>c</sub>)**

Package Thickness	Volume mm <sup>3</sup> <350	Volume mm <sup>3</sup> ≥350
<2.5mm)	235°C	220°C
≥2.5mm	220°C	220°C

**Table 2 - Lead (Pb) Free Solder (T<sub>c</sub>)**

Package Thickness	Volume mm <sup>3</sup> <350	Volume mm <sup>3</sup> 350 - 2000	Volume mm <sup>3</sup> >2000
<1.6mm	260°C	260°C	260°C
1.6 - 2.5mm	260°C	250°C	245°C
>2.5mm	250°C	245°C	245°C

**Reference JDEC J-STD-020D**

Profile Feature	Standard SnPb Solder	Lead (Pb) Free Solder
Preheat and Soak		
• Temperature min. (T <sub>smin</sub> )	100°C	150°C
• Temperature max. (T <sub>smax</sub> )	150°C	200°C
• Time (T <sub>smin</sub> to T <sub>smax</sub> ) (t <sub>s</sub> )	60-120 Seconds	60-120 Seconds
Average ramp up rate T <sub>smax</sub> to T <sub>p</sub>	3°C/ Second Max.	3°C/ Second Max.
Liquidous temperature (T <sub>L</sub> )	183°C	217°C
Time at liquidous (t <sub>L</sub> )	60-150 Seconds	60-150 Seconds
Peak package body temperature (T <sub>p</sub> )*	Table 1	Table 2
Time (t <sub>p</sub> )** within 5 °C of the specified classification temperature (T <sub>c</sub> )	20 Seconds**	30 Seconds**
Average ramp-down rate (T <sub>p</sub> to T <sub>smax</sub> )	6°C/ Second Max.	6°C/ Second Max.
Time 25°C to Peak Temperature	6 Minutes Max.	8 Minutes Max.

\* Tolerance for peak profile temperature (T<sub>p</sub>) is defined as a supplier minimum and a user maximum.

\*\* Tolerance for time at peak profile temperature (t<sub>p</sub>) is defined as a supplier minimum and a user maximum.

Life Support Policy: Eaton does not authorize the use of any of its products for use in life support devices or systems without the express written approval of an officer of the Company. Life support systems are devices which support or sustain life, and whose failure to perform, when properly used in accordance with instructions for use provided in the labeling, can be reasonably expected to result in significant injury to the user.

Eaton reserves the right, without notice, to change design or construction of any products and to discontinue or limit distribution of any products. Eaton also reserves the right to change or update, without notice, any technical information contained in this bulletin.

**Eaton**  
**Electronics Division**  
1000 Eaton Boulevard  
Cleveland, OH 44122  
United States  
www.eaton.com/elx

© 2015 Eaton  
All Rights Reserved  
Printed in USA  
Publication No. DS4312  
December 2015

Eaton is a registered trademark.

All other trademarks are property of their respective owners.

# Mouser Electronics

Authorized Distributor

Click to View Pricing, Inventory, Delivery & Lifecycle Information:

[Eaton:](#)

[HC9-R20-R](#) [HC9-R47-R](#) [HC9-1R0-R](#) [HC9-1R5-R](#) [HC9-100-R](#) [HC9-2R2-R](#) [HC9-220-R](#) [HC9-3R3-R](#) [HC9-330-R](#)  
[HC9-4R3-R](#) [HC9-470-R](#) [HC9-6R8-R](#)