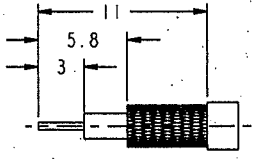
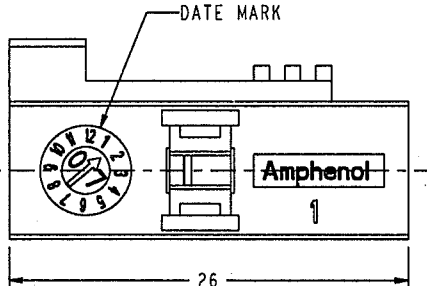
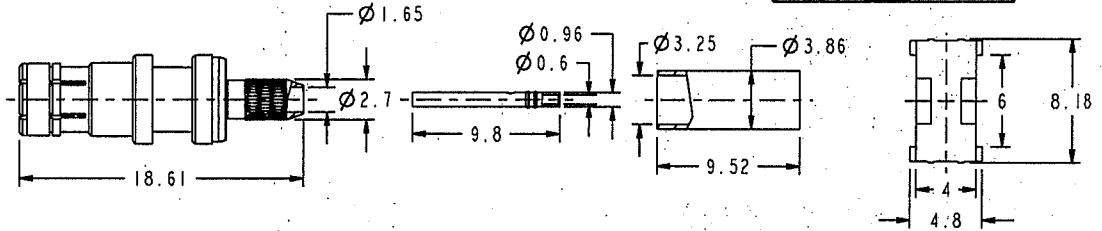
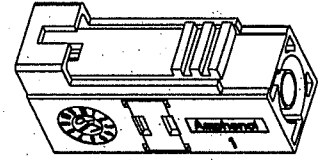


NOTES: FINISH (PLATING THICKNESS IN MICRO-INCHES)

- MATERIALS AND FINISHES (IN MICRO-INCHES)
  - BODY = BRASS (PER QQ-B-626, ALLOY 360, 1/2H OR EQUIVALENT)  
NICKEL PL. 100 MIN. THICK OVER COPPER STRIKE
  - CONTACT = BERYLLIUM COPPER (PER QQ-C-530, ALLOY C173, 1/2H OR EQUIVALENT),  
GOLD PL. 30 MIN. THICK OVER NICKEL PL. 100 MIN. THICK OVER COPPER STRIKE
  - INSULATOR = PTFE PER MIL-P-19468; NATURAL.
  - LOCK COVER = NYLON 66 WITH 33% GLASS FILLED, PER NYTEX COMPOSITES CO., LTD.  
GRADE MG-0033N-V0 OR EQUIVALENT (REFER TO TABLE BELOW FOR KEY CODE COLOR)
  - FERRULE = COPPER (PER ASTM B-75 ALLOY C12200 OR EQUIVALENT)  
NICKEL PL. 100 MIN. THICK OVER COPPER STRIKE
  - BARREL = BRASS (PER QQ-B-626, ALLOY 360, 1/2H OR EQUIVALENT)  
NICKEL PL. 100 MIN. THICK OVER COPPER STRIKE
- ELECTRICAL:
  - A. IMPEDANCE: 50 OHM (NOMINAL)
  - B. FREQUENCY RANGE: DC - 6 GHz, (OPTIMIZED FOR DC-4GHz)
  - C. VSWR (RETURN LOSS): 1.4 (-15.6 dB), MAX. (DC-2GHz)  
(MATED PAIR) 1.5 (-13.9 dB), MAX. (2-3GHz)
  - D. DIELECTRIC WITHSTANDING VOLTAGE: 800 VRMS, MIN.
- MECHANICAL:
  - A. DURABILITY: 100 CYCLES, MIN.
  - B. TEMPERATURE RANGE: -40° C TO 100° C
- PACKAGING:
  - A. QUANTITY: TRAY PACK
  - B. MARKING: TRAY TO BE MARKED  
"AMPHENOL FAI-NXSJ-C01-0,  
AND DATE CODE"
- CRIMPED FERRULE  
HEX CRIMP SIZE .128"
- CRIMPED CONTACT PIN AFM8  
ADJUST TO 4  
POSITIONER K727



RECOMMENDED  
CABLE STRIPPING DIM'S



TABLE

CODING	DRAWING NO.	PART NO.	COLOR	RAL NO.
A	FK6121AW-007-NT30G-50	FAI-NASJ-C01-0	JET BLACK	9005
B	FK6121BW-007-NT30G-50	FAI-NBSJ-C01-0	CREAM	9001
C	FK6121CW-007-NT30G-50	FAI-NCSJ-C01-0	SIGNAL BLUE	5005
D	FK6121DW-007-NT30G-50	FAI-NDSJ-C01-0	CLARET VIOLET	4004
E	FK6121EW-007-NT30G-50	FAI-NESJ-C01-0	LEAF GREEN	6002
F	FK6121FW-007-NT30G-50	FAI-NFSJ-C01-0	NUT BROWN	8011
G	FK6121GW-007-NT30G-50	FAI-NGSJ-C01-0	BLUE GREY	7031
H	FK6121HW-007-NT30G-50	FAI-NHSJ-C01-0	HEATHER VIOLET	4003
I	FK6121IW-007-NT30G-50	FAI-NISJ-C01-0	BEIGE	1001
K	FK6121KW-007-NT30G-50	FAI-NKSJ-C01-0	CURRY	1027
L	FK6121LW-007-NT30G-50	FAI-NLSJ-C01-0	CARMINE RED	3002
M	FK6121MW-007-NT30G-50	FAI-NMSJ-C01-0	PASTEL ORANGE	2003
N	FK6121NW-007-NT30G-50	FAI-NNSJ-C01-0	PASTEL GREEN	6019
Z	FK6121ZW-007-NT30G-50	FAI-NZSJ-C01-0	WATER BLUE	5021

CONFIGURATION CONTROL:  
NO CHANGES PERMITTED TO DRAWING WITHOUT  
PPAP QUALIFIED CUSTOMER APPROVAL

**CUSTOMER OUTLINE DRAWING**  
ALL OTHER SHEETS ARE FOR INTERNAL USE ONLY

UNLESS OTHERWISE SPECIFIED, DIMENSIONS ARE IN METRIC AND TOLERANCES ARE: 0.5 - 6mm ±0.1mm 6 - 30mm ±0.2mm 30 - 120mm ±0.3mm ANGLES ±1° NOTICE - These drawings, specifications, or other data (1) are, and remain the property of Amphenol Corp. (2) must be returned upon request; and (3) are confidential and not to be disclosed to any person other than those to whom they are given by Amphenol Corp., or to any other person for any purpose is not to be regarded by implication or otherwise in any manner licensing, granting rights to permitting such holder or any other person to manufacture, use or sell any product, process or design, patented or otherwise, that may in any way be related to or disclosed by said drawings, specifications, or other data.	MATERIAL	DRAWN E.TANG	DATE 28-Sep-07	TITLE FAKRA SMB CRIMP JACK (FOR RG-174/U, 188/U, 316/U CABLE) SCALE: 2.0:1.0 SHEET 2 OF 2			Amphenol RF Danbury CT USA, Tainan, Taiwan, Shenzhen, China www.amphenolrf.com		
	REFERENCE	ENGINEER ANGELA	DATE 28-Sep-07				DRAWING NO. FK6121XX-007-NT30G-50		
	FINISH	APPROVED ANGELA	DATE 28-Sep-07	ITEM NO. FK6121AAX36NC5F					
		CAD FILE I:\FAKRA\FK6121XX-007-NT30G-50		DWG SIZE B	CODE ID 74868	REV G	PART NO. FAI-NXSJ-C01-0		

# Mouser Electronics

Authorized Distributor

Click to View Pricing, Inventory, Delivery & Lifecycle Information:

## Amphenol:

[FA1-NASJ-C01-0](#) [FA1-NBSJ-C01-0](#) [FA1-NCSJ-C01-0](#) [FA1-NDSJ-C01-0](#) [FA1-NESJ-C01-0](#) [FA1-NFSJ-C01-0](#) [FA1-NGSJ-C01-0](#) [FA1-NHSJ-C01-0](#) [FA1-NISJ-C01-0](#) [FA1-NKSJ-C01-0](#) [FA1-NZSJ-C01-0](#) [FA1-NLSJ-C01-0](#) [FA1-NMSJ-C01-0](#)