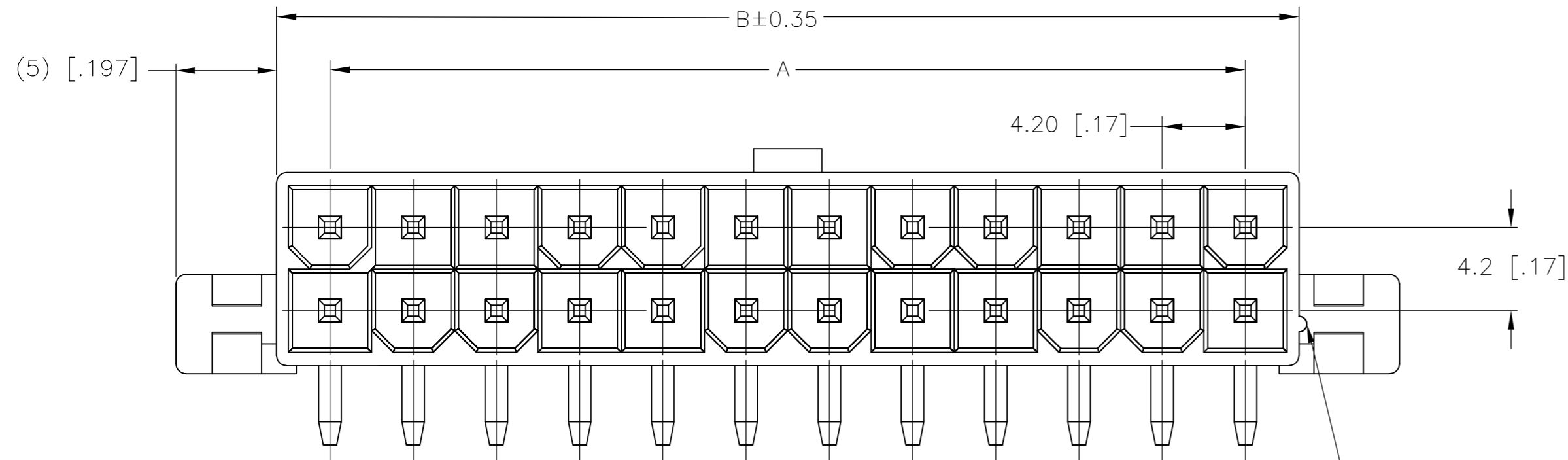
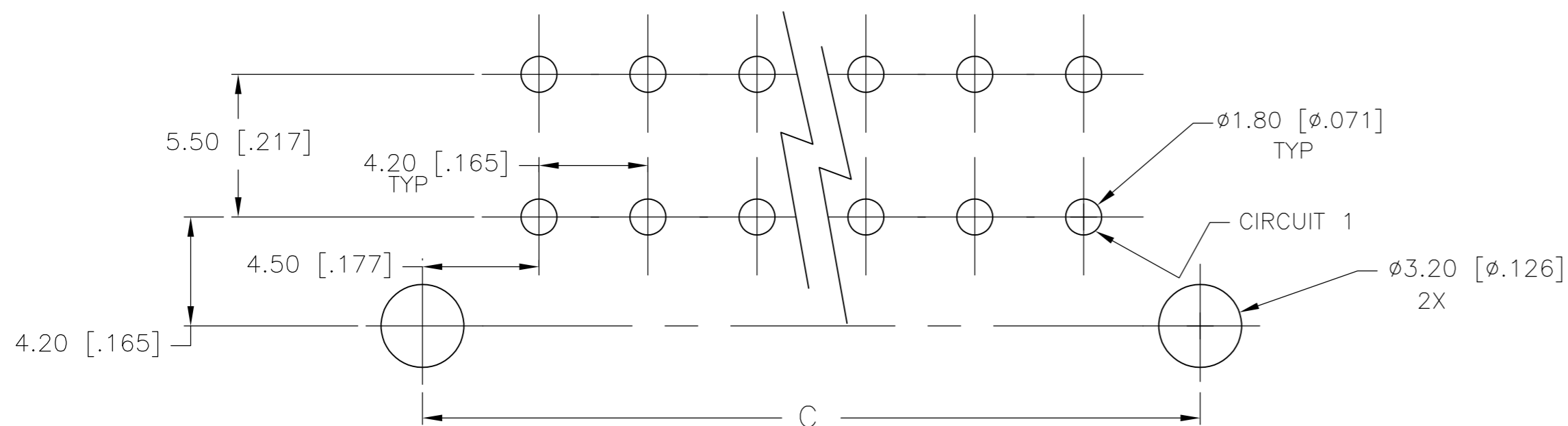
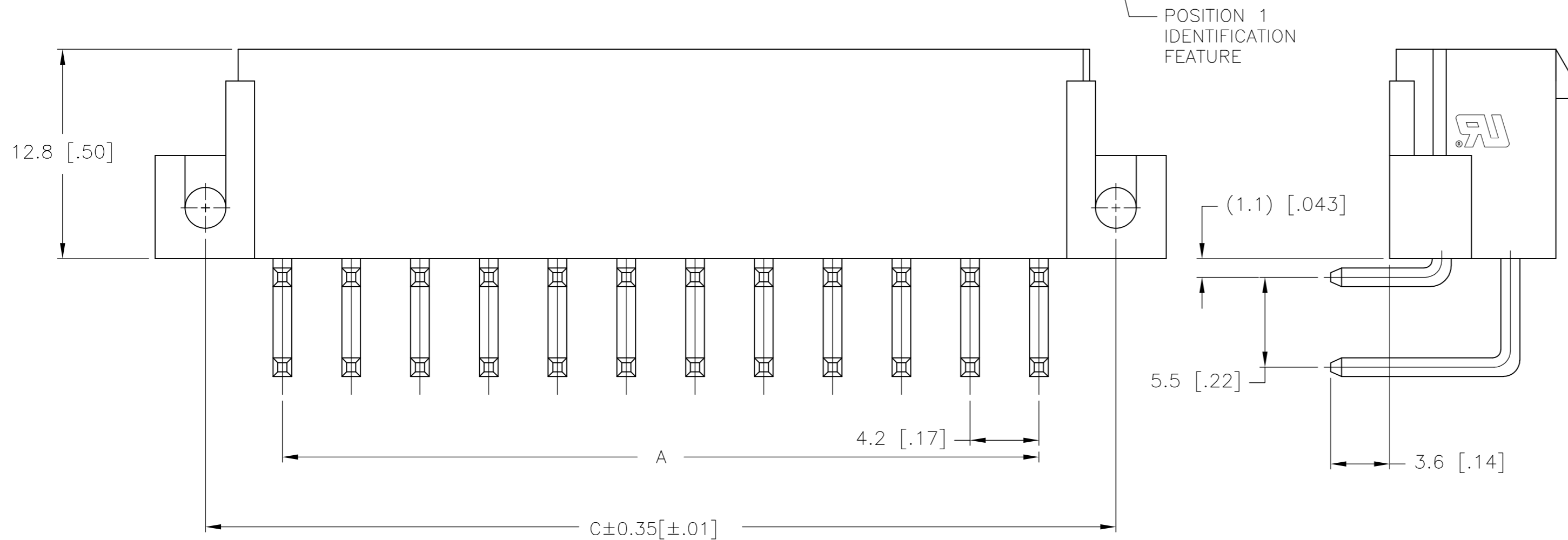


THIS DRAWING IS UNPUBLISHED. RELEASED FOR PUBLICATION
 © COPYRIGHT - By - ALL RIGHTS RESERVED.

LOC		DIST		REVISIONS			
P	LTR	DESCRIPTION		DATE	DWN	APVD	
CM	00	B2	REVISED PER ECO-12-017746		05OCT12	JR	SM



- 1 MATERIAL: HOUSING-NYLON, UL94V-0 (COLOR-NATURAL, COLOR OF PARTS MAY VARY) CONTACTS-0.25 [.010] THICK BRASS ALLOY.
- 2 CONTACT FINISH: 0.002032 [.000080] MIN MATTE TIN OVER 0.000381 [.000015] MIN NICKEL OVER ENTIRE CONTACT.
- 3 MATES WITH VAL-U-LOK(TM) RECEPTACLE HOUSINGS.



PCB LAYOUT: COMPONENT SIDE
 RECOMMENDED BOARD THICKNESS 1.60 [.063]

POS	A	B±0.35[±.01]	C±0.35[±.01]	PART NUMBER
2		5.4 [.21]	9.0 [.35]	1586044-2
4	4.2±0.1 [.17±.00]	9.6 [.38]	13.2 [.52]	1586044-4
6	8.4±0.1 [.33±.00]	13.8 [.54]	17.4 [.69]	1586044-6
8	12.6±0.1 [.50±.00]	18.0 [.71]	21.6 [.85]	1586044-8
10	16.8±0.1 [.66±.00]	22.2 [.87]	25.8 [1.02]	1-1586044-0
12	21.0±0.2 [.83±.01]	26.4 [1.04]	30.0 [1.18]	1-1586044-2
14	25.2±0.2 [.99±.01]	30.6 [1.21]	34.2 [1.35]	1-1586044-4
16	29.4±0.2 [1.16±.01]	34.8 [1.37]	38.4 [1.51]	1-1586044-6
18	33.6±0.2 [1.32±.01]	39.0 [1.54]	42.6 [1.68]	1-1586044-8
20	37.8±0.2 [1.49±.01]	43.2 [1.70]	46.8 [1.84]	2-1586044-0
22	42.0±0.2 [1.65±.01]	47.4 [1.87]	51.0 [2.01]	2-1586044-2
24	46.2±0.2 [1.82±.01]	51.6 [2.03]	55.2 [2.17]	2-1586044-4

2-1586044-4 SHOWN

THIS DRAWING IS A CONTROLLED DOCUMENT.

DIMENSIONS: mm [INCHES]	TOLERANCES UNLESS OTHERWISE SPECIFIED: 0 PLC ± 1 PLC ± 2 PLC ± 0.5 [.02] 3 PLC ± 0.25 [.010] 4 PLC ± 0.150 [0059] ANGLES ±	DWN S. HOOVER 18-SEP-2002 CHK D. COLEY 18-SEP-2002 APVD D. COLEY 18-SEP-2002 PRODUCT SPEC APPLICATION SPEC	NAME TE TE Connectivity
MATERIAL 1	FINISH 2	WEIGHT	SIZE A2 CAGE CODE 00779 DRAWING NO. C=1586044 RESTRICTED TO -
CUSTOMER DRAWING		SCALE	SHEET 1 OF 1 REV B2

Mouser Electronics

Authorized Distributor

Click to View Pricing, Inventory, Delivery & Lifecycle Information:

[TE Connectivity:](#)

[2-1586044-4](#)