THIS DRAWING IS UNPUBLISHED. RELEASED FOR PUBLICATION -
© COPYRIGHT - BY - ALL RIGHTS RESERVED.

REVISIONS					
P	LTR	DESCRIPTION	DATE	DWN	APVD
	W	REDRWN/REVISED PER ECO 17-001757	21APR2017	RLK	JO

1. FINISH:
CONTACTS, 0.76µm MIN GOLD IN LOCALIZED CONTACT MATING AREA,
3.81µm TIN-LEAD IN LOCALIZED SOLDER AREA, BOTH ARE OVER
1.27µm MIN NICKEL

2. NOTE DELETED

3. MATERIAL:
HOUSING: UL94 V-0 RATED LCP, COLOR BLACK
CONTACT: COPPER ALLOY

4. THE NOTED DIMENSIONS APPLY AT THE INTERSECTION OF THE POST AND HOUSING.

5. NOTE DELETED
6. NOTE DELETED

7. FINISH:
CONTACTS, 0.76µm MIN GOLD IN LOCALIZED CONTACT MATING AREA,
3.81µm TIN IN LOCALIZED SOLDER AREA, BOTH ARE OVER
1.27µm MIN NICKEL

8. FINISH:
CONTACTS, 0.03µm MIN GOLD IN LOCALIZED CONTACT MATING AREA,
3.81µm MIN TIN-LEAD IN LOCALIZED SOLDER AREA, BOTH ARE OVER
1.27µm MIN NICKEL

9. FINISH:
CONTACTS, 0.03µm MIN GOLD IN LOCALIZED CONTACT MATING AREA,
3.81µm MATTE TIN IN LOCALIZED SOLDER AREA, BOTH ARE OVER
1.27µm MIN NICKEL

10. NOTE DELETED
11. NOTE DELETED
12. NOTE DELETED

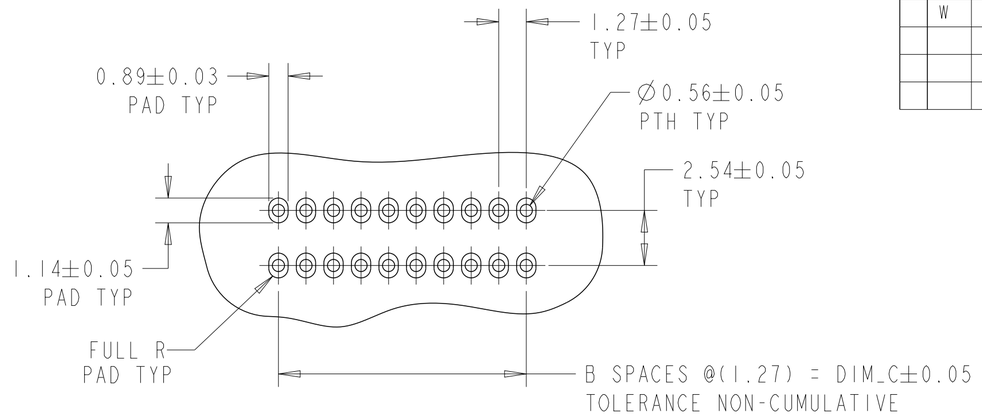

RECOMMENDED PC BOARD LAYOUT
SCALE 5:1

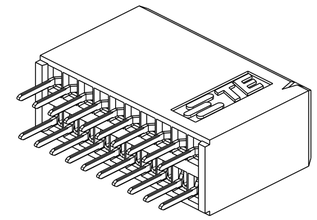

SCALE 4:1

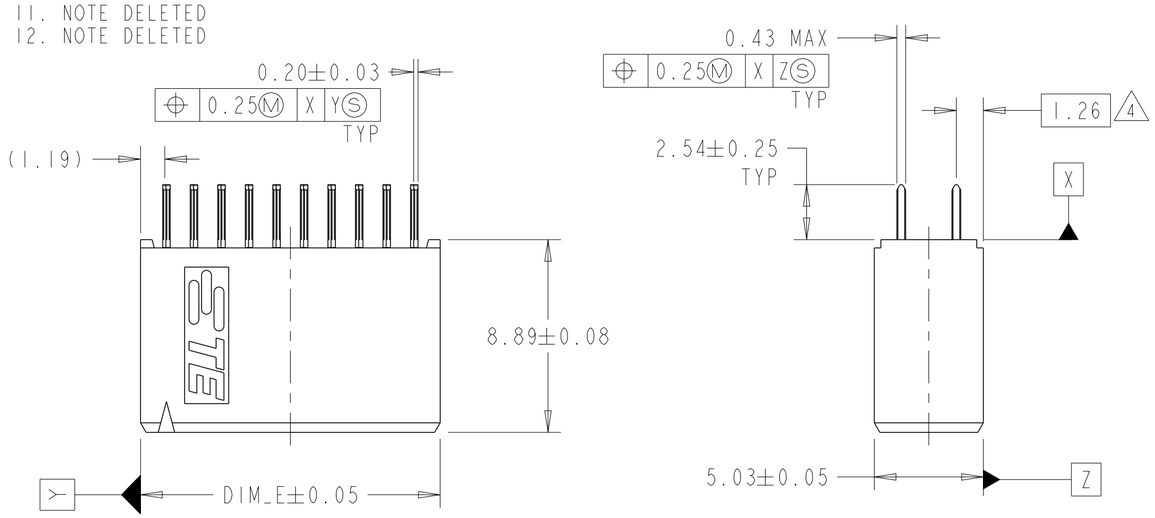

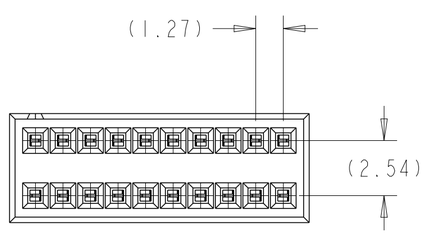

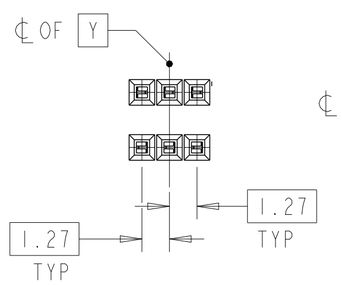

BASIC DIMENSIONS FOR
EVEN NO OF SPACES (SEE TABLE)

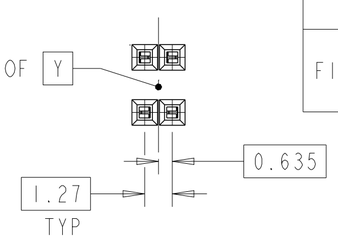

BASIC DIMENSIONS FOR
ODD NO OF SPACES (SEE TABLE)

FINISH	DIM_C	B SPACES	DIM_E	NO OF POSN	PART NUMBER
9	7.62	6	10.01	14	8-104078-4
	41.91	33	44.30	68	8-104078-3
	44.45	35	46.84	72	8-104078-2
	8.89	7	11.28	16	8-104078-1
	20.32	16	22.71	34	8-104078-0
	13.97	11	16.36	24	7-104078-9
	62.23	49	64.62	100	7-104078-8
	49.53	39	51.92	80	7-104078-7
	36.83	29	39.22	60	7-104078-6
	30.48	24	32.87	50	7-104078-5
	17.78	14	20.17	30	7-104078-4
	5.08	4	7.47	10	7-104078-3
	24.13	19	26.52	40	7-104078-2
	11.43	9	13.82	20	7-104078-1
7	7.62	6	10.01	14	6-104078-4
	41.91	33	44.30	68	6-104078-3
	44.45	35	46.84	72	6-104078-2
	8.89	7	11.28	16	6-104078-1
	20.32	16	22.71	34	6-104078-0
	13.97	11	16.36	24	5-104078-9
	62.23	49	64.62	100	5-104078-8
	49.53	39	51.92	80	5-104078-7
	36.83	29	39.22	60	5-104078-6
	30.48	24	32.87	50	5-104078-5
	17.78	14	20.17	30	5-104078-4
	5.08	4	7.47	10	5-104078-3
	24.13	19	26.52	40	5-104078-2
	11.43	9	13.82	20	5-104078-1

FINISH	DIM_C	B SPACES	DIM_E	NO OF POSN	PART NUMBER
8	7.62	6	10.01	14	3-104078-4
	41.91	33	44.30	68	3-104078-3
	44.45	35	46.84	72	3-104078-2
	8.89	7	11.28	16	3-104078-1
	20.32	16	22.71	34	3-104078-0
	13.97	11	16.36	24	2-104078-9
	62.23	49	64.62	100	2-104078-8
	49.53	39	51.92	80	2-104078-7
	36.83	29	39.22	60	2-104078-6
	30.48	24	32.87	50	2-104078-5
	17.78	14	20.17	30	2-104078-4
	5.08	4	7.47	10	2-104078-3
	24.13	19	26.52	40	2-104078-2
	11.43	9	13.82	20	2-104078-1
1	7.62	6	10.01	14	1-104078-4
	41.91	33	44.30	68	1-104078-3
	44.45	35	46.84	72	1-104078-2
	8.89	7	11.28	16	1-104078-1
	20.32	16	22.71	34	1-104078-0
	13.97	11	16.36	24	104078-9
	62.23	49	64.62	100	104078-8
	49.53	39	51.92	80	104078-7
	36.83	29	39.22	60	104078-6
	30.48	24	32.87	50	104078-5
	17.78	14	20.17	30	104078-4
	5.08	4	7.47	10	104078-3
	24.13	19	26.52	40	104078-2
	11.43	9	13.82	20	104078-1

THIS DRAWING IS A CONTROLLED DOCUMENT.

DIMENSIONS: mm

TOLERANCES UNLESS OTHERWISE SPECIFIED:
0 PLC ±-
1 PLC ±0.3
2 PLC ±0.13
3 PLC ±-
4 PLC ±-
ANGLES ±1°

MATERIAL - -
FINISH - -

DWN RL KOLLER 19APR2017
CHK J.OLSON 21APR2017
APVD J.OLSON 21APR2017
PRODUCT SPEC 108-1093
APPLICATION SPEC 114-25031
WEIGHT -

TE Connectivity

NAME RECEPTACLE ASSEMBLY, VERTICAL DOUBLE ROW, AMPMODU System 50
-

SIZE A2 | CAGE CODE - | DRAWING NO C-104078 | RESTRICTED TO -

CUSTOMER DRAWING | SCALE 5:1 | SHEET 1 OF 1 | REV W

1471-9 (3/13)

Mouser Electronics

Authorized Distributor

Click to View Pricing, Inventory, Delivery & Lifecycle Information:

TE Connectivity:

1-104078-4