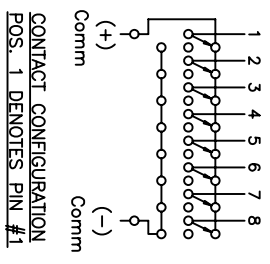
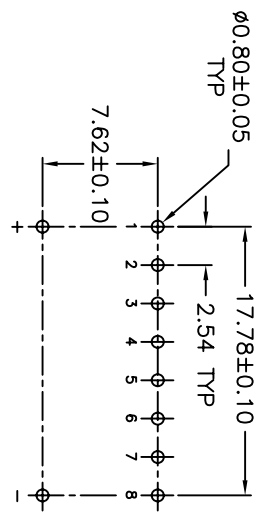
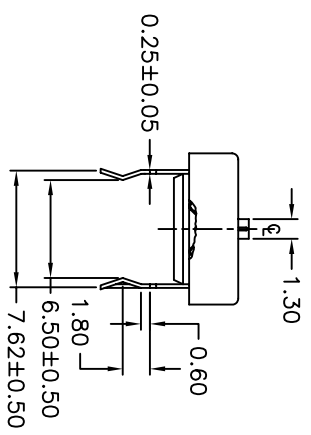
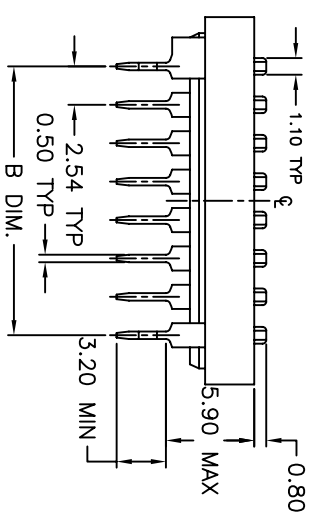
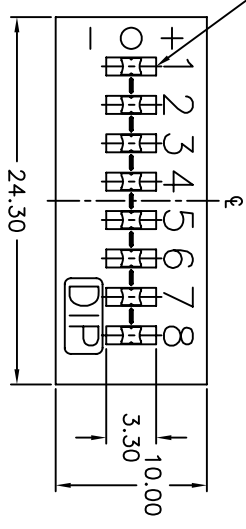


POS. 1 DESIGNATE
PIN #1 LOCATION



CONTACT CONFIGURATION
POS. 1 DENOTES PIN #1

- NOTES:
1. ALL DIMENSIONS IN MM
 2. GENERAL TOLERANCE: 0.0=±0.4
0.00=±0.25
 3. TERM. NOS. FOR REF. ONLY
 4. SWITCHES SUPPLIED IN DESPENSING TUBES
PACKAGE WITH ALL POLES IN
THE "OFF" POSITION- 19 SWITCHES/TUBE
 5. CONTACT RATING: 25mA @24V DC
 6. OPERATING LIFE: 2,000 make-and-break cycles
 7. OPERATING FORCE: 1000gf max.
 8. TRAVEL: 2.0mm typical
 9. DIELECTRIC STRENGTH: 500V RMS min @seal level
between adj. term.
 10. TEMP. RANGE: -40C to 85C

REV.	ECN No.	DESCRIPTION	DATE	CHKD
B	13577	REMOVE TABLE	11/5/03	AR
A	10710	RELEASED FOR PRODUCTION	6/27/00	MM

TITLE	SCALE	DATE	DR	DWG	REV
KAT1108E (8 Pos. DIP Switch)	3:1	6/27/00	MM	N711080	B



THE INFORMATION CONTAINED IN THIS DOCUMENT
IS PROPRIETARY TO E-SWITCH AND IS
NOT TO BE COPIED OR TRANSFERRED

Mouser Electronics

Authorized Distributor

Click to View Pricing, Inventory, Delivery & Lifecycle Information:

[E-Switch:](#)

[KAT1108E](#) [KAT1110E](#) [KAT1109E](#)