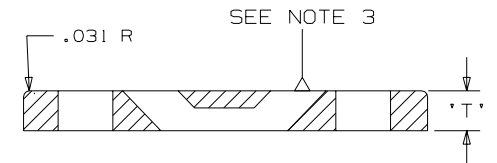
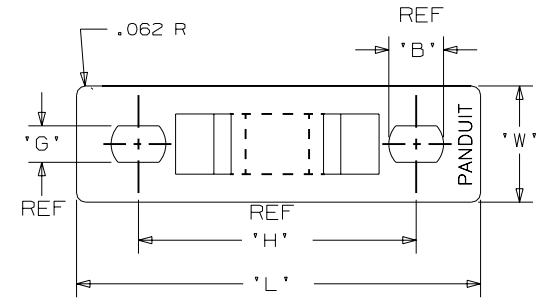


THIS COPY IS PROVIDED ON A RESTRICTED BASIS AND IS NOT TO BE USED IN ANY WAY DETRIMENTAL TO THE INTERESTS OF PANDUIT CORP.

PANDUIT PART NUMBER*	NO. OF BUNDLES	'G' REF	REC. FAST.	'B' REF	'L' ± .063	'W'	'T'	'H' REF	USE WITH CABLE TIE	WEIGHT (lbs/ (g) 100 pcs.)			
MTP1S-E6	1	0.147	#6 SCR.	0.220	1.75	0.500	0.125	1.25	M, I, S	0.3/ ( 136.1 )			
MTP2S-E6	2				3.00			2.50		0.6/ ( 272.2 )			
MTP3S-E6	3				4.25			3.75		0.8/ ( 362.9 )			
MTP4S-E6	4				5.50			5.00		1.1/ ( 499.0 )			
MTP5S-E6	5				6.75			6.25		1.3/ ( 598.7 )			
MTP1S-E10	1	0.205	#10 SCR.	0.305	1.75			0.625		0.203	1.25	M, I, S, H	0.3/ ( 136.1 )
MTP2S-E10	2				3.00						2.50		0.6/ ( 272.2 )
MTP3S-E10	3				4.25						3.75		0.8/ ( 362.9 )
MTP4S-E10	4				5.50						5.00		1.0/ ( 453.6 )
MTP5S-E10	5				6.75						6.25		1.3/ ( 598.7 )
MTP1H-E6	1	0.147	#6 SCR.	0.220	2.09						0.625		0.203
MTP2H-E6	2				3.59	3.00	1.3/ ( 598.7 )						
MTP3H-E6	3				5.09	4.50	1.8/ ( 816.5 )						
MTP4H-E6	4				6.59	6.00	2.4/ ( 1088.6 )						
MTP5H-E6	5				8.09	7.50	2.9/ ( 1315.4 )						
MTP6H-E6	6				9.59	9.00	3.4/ ( 1542.2 )						
MTP1H-E10	1	0.205	#10 SCR.	0.305	2.09	0.625	0.203	1.50	M, I, S, H	0.7/ ( 317.5 )			
MTP2H-E10	2				3.59			3.00		1.3/ ( 598.7 )			
MTP3H-E10	3				5.09			4.50		1.8/ ( 816.5 )			
MTP4H-E10	4				6.59			6.00		2.3/ ( 1043.3 )			
MTP5H-E10	5				8.09			7.50		2.8/ ( 1270.1 )			
MTP6H-E10	6				9.59			9.00		3.4/ ( 1542.2 )			

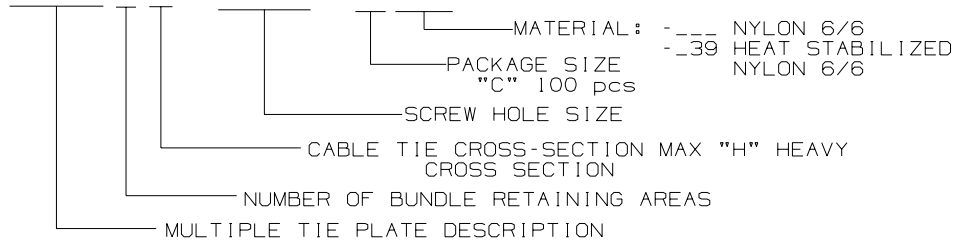


NOTES:

\*1. SEE CURRENT PRICE SHEET FOR PART NUMBER SUFFIX DESIGNATION FOR PACKAGE SIZE.

2. PART NUMBER EXAMPLE:

M T P 4 H - E 1 0 - C 3 9



3. KNOCKOUT PIN WITNESS SHALL BE FLUSH TO RECESSED

4. ENGRAVING PLACED ON THE TOP SURFACE ('PANDUIT' AS SHOWN) SHALL BE LOCATED ON THE ENDS OF THE PART AT A MAXIMUM HEIGHT OF 0.002

DIMENSIONS IN BRACKETS ARE METRIC [ mm ]	
CAD FILENAME/LAYERS G00239DF_PB_MTP_05	
TINLEY PARK, ILLINOIS	
<p>MTP SERIES MULTIPLE TIE PLATE</p>	
UNLESS OTHERWISE SPECIFIED, DIMENSIONAL TOLERANCES ARE: (.X) ±0.05 (1.3) (.XXX) ±0.010 (0.25) (.XX) ±0.02 (0.5) ANGLES ± 5°	UNLESS OTHERWISE SPECIFIED, ALL DIMENSIONS ARE GIVEN IN INCHES, THIRD ANGLE PROJECTION.
DRAWN BY C J G	MAT'L:
DATE 6/03/96	SCALE NONE
CHK'D	DRAWING NO. G00239DF
SEE NOTE 2	DWG SIZE A

5	4-24-06	TMSA	ADDED BLENDS TO CORNER AND TOP OF PART 1/16 R & 1/32 R, ADDED NOTES 3 & 4	GB0239DF	5				
REV	DATE	BY	CHK	DESCRIPTION	ECN	R	CUST	SUP	

# Mouser Electronics

Authorized Distributor

Click to View Pricing, Inventory, Delivery & Lifecycle Information:

## Panduit:

[MTP4H-E10-C39](#) [MTP4S-E6-C](#) [MTP4S-E10-C](#) [MTP1S-E10-C](#) [MTP3H-E10-C](#) [MTP3S-E10-C](#) [MTP5S-E10-C](#)  
[MTP6H-E6-C](#) [MTP1H-E10-C](#) [MTP2H-E10-C](#) [MTP2H-E6-C](#) [MTP6H-E6-C39](#) [MTP1S-E10-C39](#) [MTP1H-E10-C39](#)  
[MTP3S-E10-C39](#) [MTP4S-E10-C39](#) [MTP2H-E10-C39](#) [MTP6H-E10-C39](#) [MTP3H-E10-C39](#) [MTP2S-E10-C39](#) [MTP5H-](#)  
[E10-C39](#) [MTP5S-E10-C39](#) [MTP1S-E6-C](#) [MTP2S-E6-C](#) [MTP1H-E6-C](#) [MTP4H-E6-C](#) [MTP5S-E6-C](#) [MTP5H-E6-C39](#)