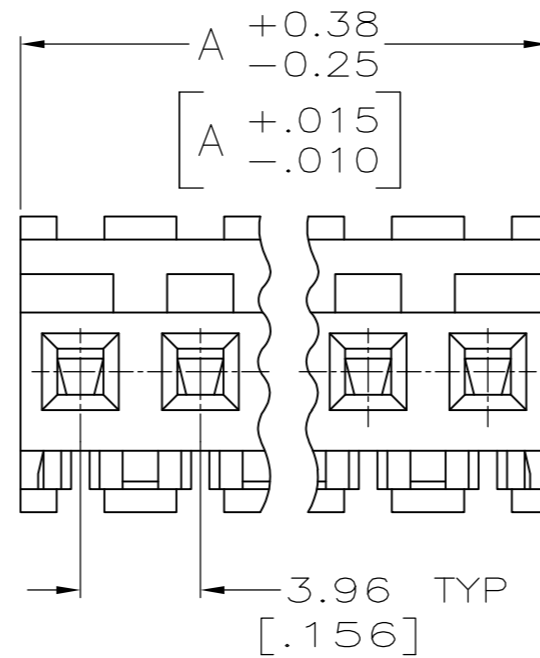
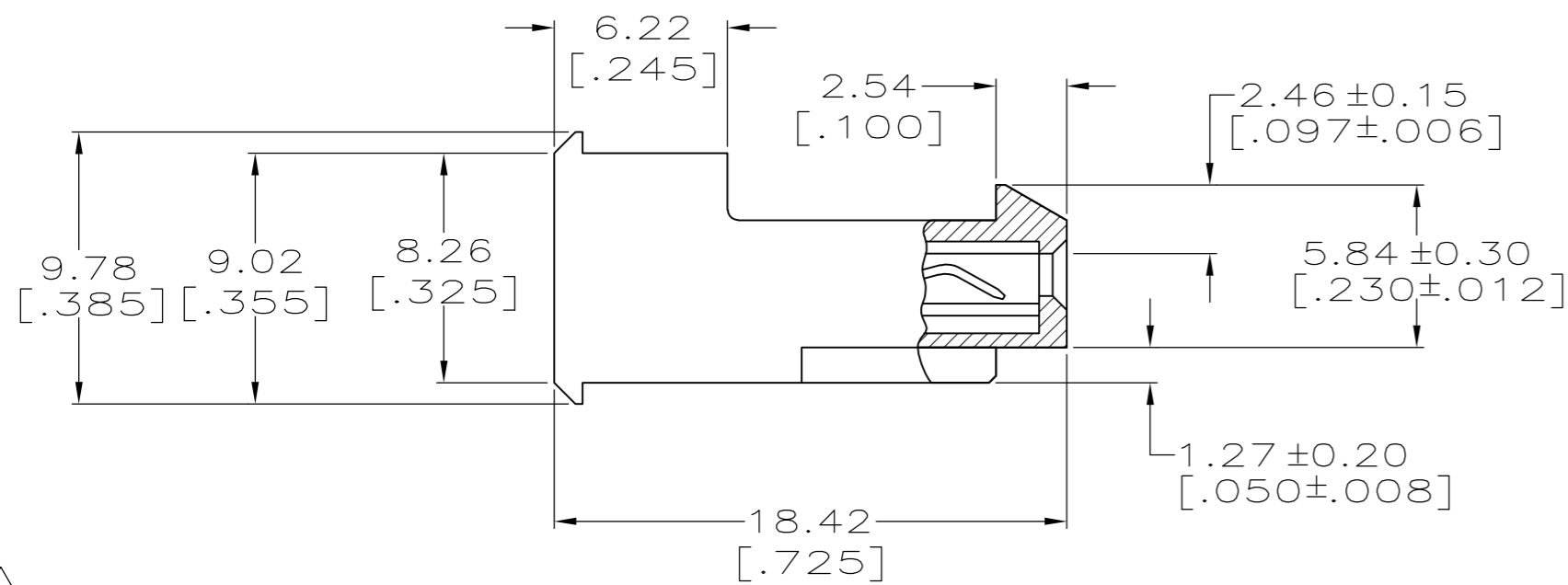
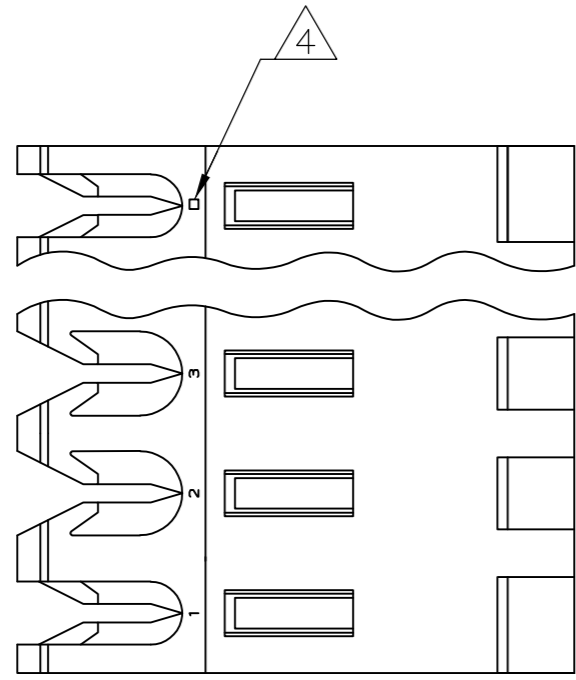


THIS DRAWING IS UNPUBLISHED. RELEASED FOR PUBLICATION  
 © COPYRIGHT - By - TE CONNECTIVITY ALL RIGHTS RESERVED.

LOC	DIST	REVISIONS					
CM	0	P	LTR	DESCRIPTION	DATE	DWN	APVD
			K2	REVISED PER ECR-15-006687	26OCT2015	NK	NL



1 MATERIAL:  
 CONNECTOR - NYLON UL94V-2 (RED).  
 CONTACTS - 0.30[.012] THICK COPPER ALLOY.  
 PLATING - 0.00038[.000015] GOLD THK OR 0.00008[.000003] MIN THK GOLD FLASH OVER 0.00030[.000012] THK PALLADIUM NICKEL, PER TE CONNECTIVITY'S DISCRETION. IN CONTACT AREA. 0.00203[.000080] MIN THICKNESS BRIGHT TIN-LEAD IN SLOT AREA FOR 641170-2 THRU 2-641170-4 OR MATTE WHISKER MITIGATED TIN IN SLOT AREA FOR 3-641170-2 THRU 5-641170-4 OVER NICKEL UNDERPLATE.

2 CONTACTS ACCEPT 22 AWG WIRE WITH 2.41[.095] MAX INSULATION DIAMETER.

3 CONTACTS MUST ACCEPT 1.14±0.03[.045±.001] SQUARE POST AND REMAIN LOCKED IN POSITION.

4 IDENTIFICATION NUMBER FOR LAST CIRCUIT MAY NOT APPEAR ON ALL ASSEMBLIES.

5 DIMENSIONS IN BRACKETS ARE IN INCHES.

6 HOUSING FEATURES ARE: FEED-THRU WITH LOCKING RAMP.

7 NOTE DELETED.

8 NOTE DELETED.

9 OBSOLETE PARTS: OBSOLETE CIS STREAMLINING PER D.RENAUD/D.SINISI

CONTACT FINISH	DIM A	NO. OF CIRCUITS	PART NO.
TIN	95.10 [3.744]	24	5-641170-4
TIN	91.14 [3.588]	23	5-641170-3
TIN	87.17 [3.432]	22	5-641170-2
TIN	83.21 [3.276]	21	5-641170-1
TIN	79.25 [3.120]	20	5-641170-0
TIN	75.29 [2.964]	19	4-641170-9
TIN	71.32 [2.808]	18	4-641170-8
TIN	67.36 [2.652]	17	4-641170-7
TIN	63.40 [2.496]	16	4-641170-6
TIN	59.44 [2.340]	15	4-641170-5
TIN	55.47 [2.184]	14	4-641170-4
TIN	51.51 [2.028]	13	4-641170-3
TIN	47.55 [1.872]	12	4-641170-2
TIN	43.59 [1.716]	11	4-641170-1
TIN	39.62 [1.560]	10	4-641170-0
TIN	35.66 [1.404]	9	3-641170-9
TIN	31.70 [1.248]	8	3-641170-8
TIN	27.74 [1.092]	7	3-641170-7
TIN	23.77 [.936]	6	3-641170-6
TIN	19.81 [.780]	5	3-641170-5
TIN	15.85 [.624]	4	3-641170-4
TIN	11.89 [.468]	3	3-641170-3
TIN	7.92 [.312]	2	3-641170-2
TIN-LEAD	95.10 [3.744]	24	2-641170-4
TIN-LEAD	91.14 [3.588]	23	2-641170-3
TIN-LEAD	87.17 [3.432]	22	2-641170-2
TIN-LEAD	83.21 [3.276]	21	2-641170-1
TIN-LEAD	79.25 [3.120]	20	2-641170-0
TIN-LEAD	75.29 [2.964]	19	1-641170-9
TIN-LEAD	71.32 [2.808]	18	1-641170-8
TIN-LEAD	67.36 [2.652]	17	1-641170-7
TIN-LEAD	63.40 [2.496]	16	1-641170-6
TIN-LEAD	59.44 [2.340]	15	1-641170-5
TIN-LEAD	55.47 [2.184]	14	1-641170-4
TIN-LEAD	51.51 [2.028]	13	1-641170-3
TIN-LEAD	47.55 [1.872]	12	1-641170-2
TIN-LEAD	43.59 [1.716]	11	1-641170-1
TIN-LEAD	39.62 [1.560]	10	1-641170-0
TIN-LEAD	35.66 [1.404]	9	641170-9
TIN-LEAD	31.70 [1.248]	8	641170-8
TIN-LEAD	27.74 [1.092]	7	641170-7
TIN-LEAD	23.77 [.936]	6	641170-6
TIN-LEAD	19.81 [.780]	5	641170-5
TIN-LEAD	15.85 [.624]	4	641170-4
TIN-LEAD	11.89 [.468]	3	641170-3
TIN-LEAD	7.92 [.312]	2	641170-2

SUPERCEDED  
 9  
 OBSOLETE  
 SUPERCEDED  
 OBSOLETE

THIS DRAWING IS A CONTROLLED DOCUMENT. DWN B. LEWIS 3-11-96  
 CHK R. SWING 3-11-96

DIMENSIONS: mm [INCHES]	TOLERANCES UNLESS OTHERWISE SPECIFIED: 0 PLC ± - 1 PLC ± - 2 PLC ± - 3 PLC ± 0.13 [.005] 4 PLC ± - ANGLES ± -	PRODUCT SPEC 108-1051 APPLICATION SPEC 114-1020	NAME MTA-156 CONNECTOR ASSEMBLY, 22 AWG, STANDARD
MATERIAL 1	FINISH -	WEIGHT -	SIZE A2 CAGE CODE 00779 DRAWING NO. C-641170 RESTRICTED TO -
CUSTOMER DRAWING		SCALE 4:1	SHEET 1 OF 1 REV K2