


Fiber Optic Transmitter

OPF390 Series



Features:

- Low Cost 850 nm LED technology
- Electrically isolated plastic cap package
- High thermal stability
- High optical coupling efficiency to multimode fiber
- Industrial temperature range
- 55 MHz Bandwidth



Description:

The OPF390 series fiber optic transmitters are high performance devices packaged for data communication links. This transmitter is an 850 nm GaAlAs LED and is specifically designed to efficiently launch optical power into fibers ranging in size from 50/125µm up to 200/300µm diameter fiber. Multiple power ranges with upper and lower limits are offered which allows the designer to select a device best suited for the application.

This product's combination of features including high speed and efficient coupled power makes it an ideal transmitter for integration into all types of data communications equipment.

Applications:

- Industrial Ethernet equipment
- Copper-to-fiber media conversion
- Intra-system fiber optic links
- Video surveillance systems

Typical Coupled Power $I_F = 100\text{mA}$, 25°C				
Fiber Size	Type	N.A.	OPF390A	OPF390C
50/125 µm	Graded Index	0.20	25µW	12.5µW
62.5/125 µm	Graded Index	0.28	75µW	35µW
100/140 µm	Graded Index	0.29	170µW	85µW
200/300 µm	Step Index	0.41	650µW	450µW

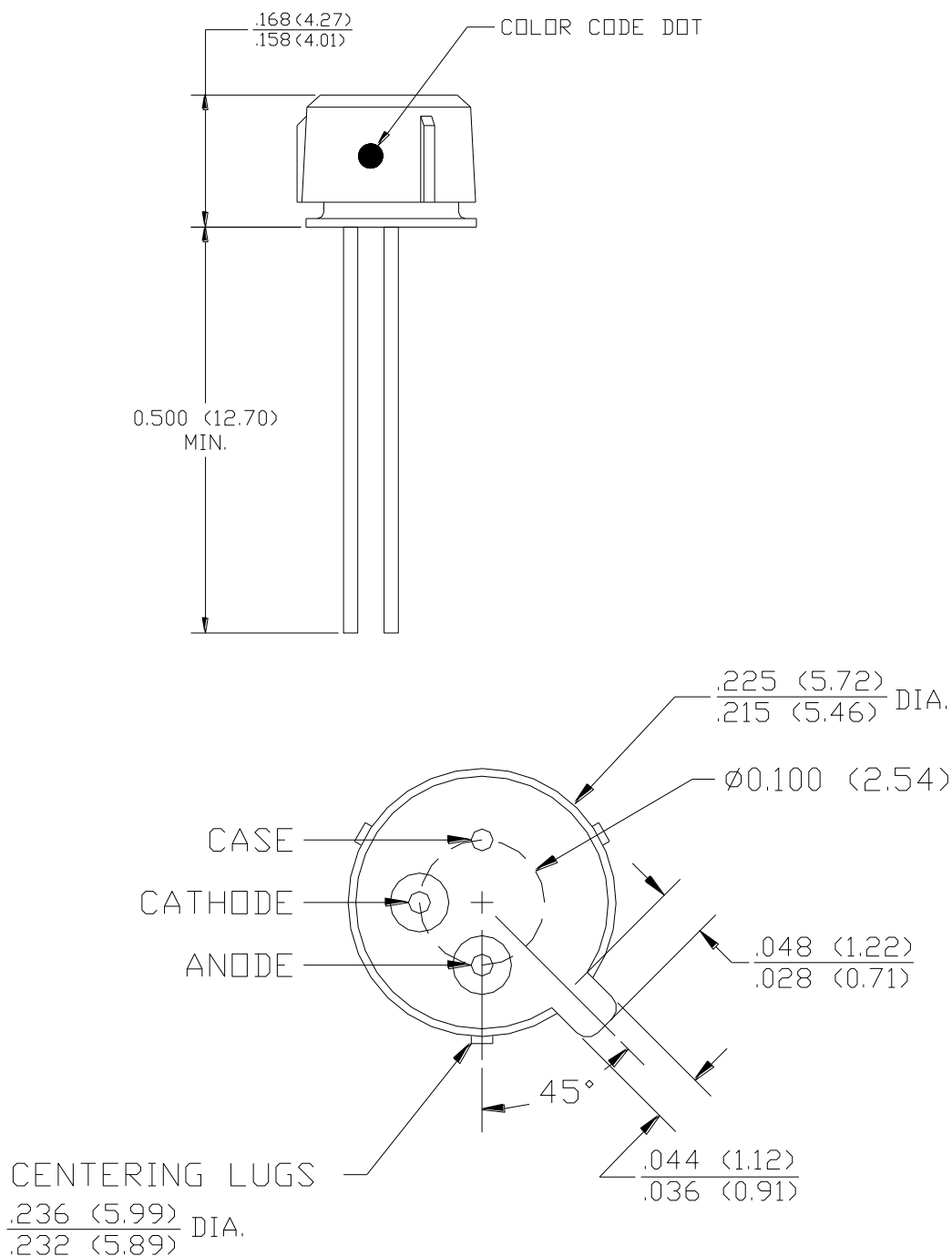


RoHS

General Note

TT Electronics reserves the right to make changes in product specification without notice or liability. All information is subject to TT Electronics' own data and is considered accurate at time of going to print.

Mechanical Data



General Note

TT Electronics reserves the right to make changes in product specification without notice or liability. All information is subject to TT Electronics' own data and is considered accurate at time of going to print.

OPTEK Technology, Inc.
1645 Wallace Drive, Carrollton, TX 75006 | Ph: +1 972 323 2200
www.optekinc.com | www.ttelectronics.com

Electrical Specifications

Absolute Maximum Ratings ($T_A = 25^\circ\text{C}$ unless otherwise noted)	
Storage Temperature Range	-55°C to $+150^\circ\text{C}$
Operating Temperature Range	-40°C to $+125^\circ\text{C}$
Lead Soldering Temperature ⁽¹⁾	260°C
Continuous Forward Current ⁽²⁾	100 mA
Maximum Reverse Voltage	1.0 V

Electrical Characteristics ($T_A = 25^\circ\text{C}$ unless otherwise noted)								
SYMBOL	PARAMETER			MIN	TYP	MAX	UNITS	TEST CONDITIONS
P_{T50} ⁽³⁾	Total Coupled Power	OPF390A	Orange	20.0	25.0		μW	$I_F = 100\text{ mA}$
	50/125 mm Fiber NA = 0.20	OPF390C	Black	10.0	12.5			
V_F	Forward Voltage				1.8	2.2	V	$I_F = 100\text{ mA}$
V_R	Reverse Voltage			1.8			V	$I_R = 100\text{ }\mu\text{A}$
λ	Wavelength			830	850	870	nm	$I_F = 50\text{ mA}$
$\Delta\lambda$	Optical Bandwidth				35		nm	$I_F = 50\text{ mA}$
t_r, t_f	Rise and Fall Time				4.5	6.0	ns	$I_F = 100\text{ mA}$; 10% to 90% ⁽⁴⁾

Notes:

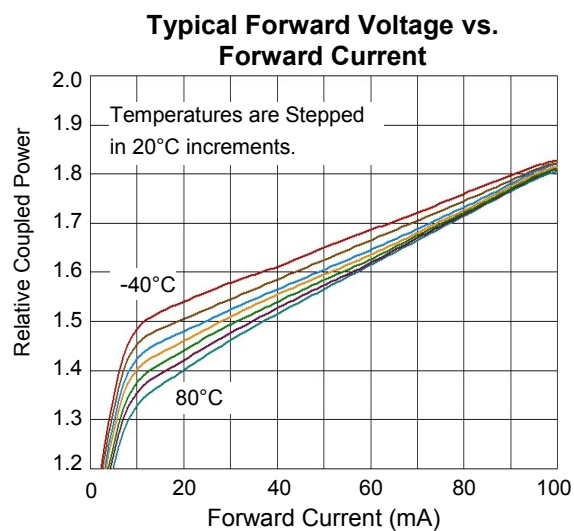
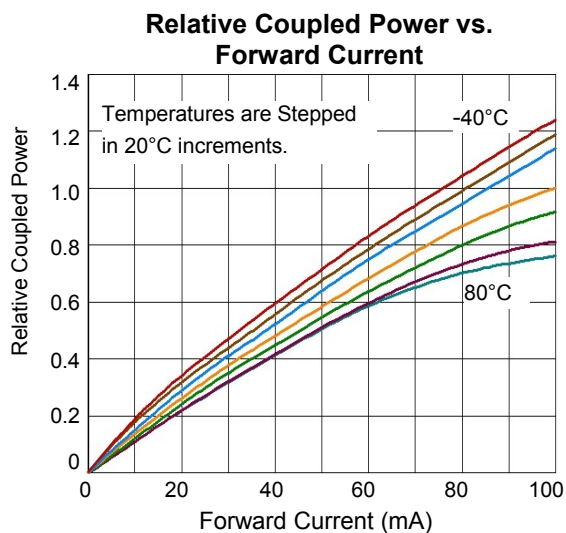
- Maximum of 5 seconds with soldering iron. Duration can be extended to 10 seconds when flow soldering. RMA flux is recommended.
- De-rate linearly at 1.0mA / $^\circ\text{C}$ above 25°C .
- The component must be actively aligned into the mating fiber cable assembly to achieve optimal performance.
- No Pre-bias.
- All Optek fiber optic LED products are subjected to 100% burn-in as part of its quality control process. The burn-in conditions are 96 hours at 100mA drive current and 25°C ambient temperature.

General Note

TT Electronics reserves the right to make changes in product specification without notice or liability. All information is subject to TT Electronics' own data and is considered accurate at time of going to print.

OPTEK Technology, Inc.
1645 Wallace Drive, Carrollton, TX 75006 | Ph: +1 972 323 2200
www.optekinc.com | www.ttelectronics.com

Performance



General Note

TT Electronics reserves the right to make changes in product specification without notice or liability. All information is subject to TT Electronics' own data and is considered accurate at time of going to print.

Mouser Electronics

Authorized Distributor

Click to View Pricing, Inventory, Delivery & Lifecycle Information:

[TT Electronics:](#)

[OPF390A](#) [OPF390B](#) [OPF390C](#) [OPF390D](#)