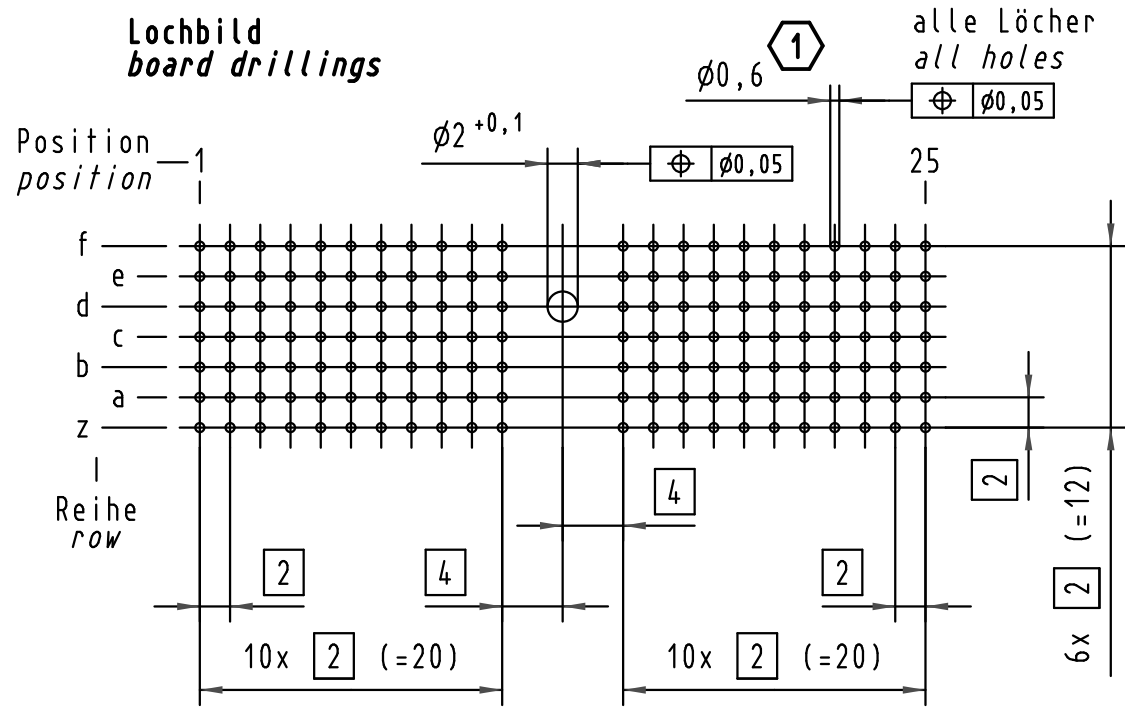


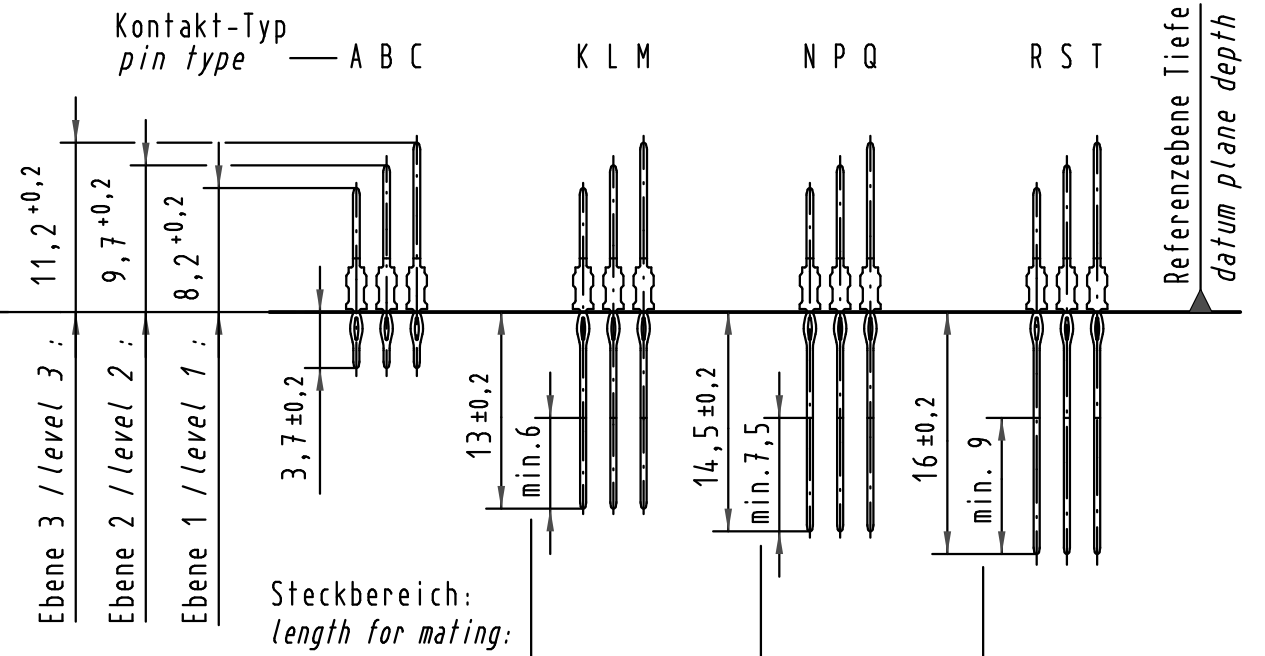
Lochbild
board drillings



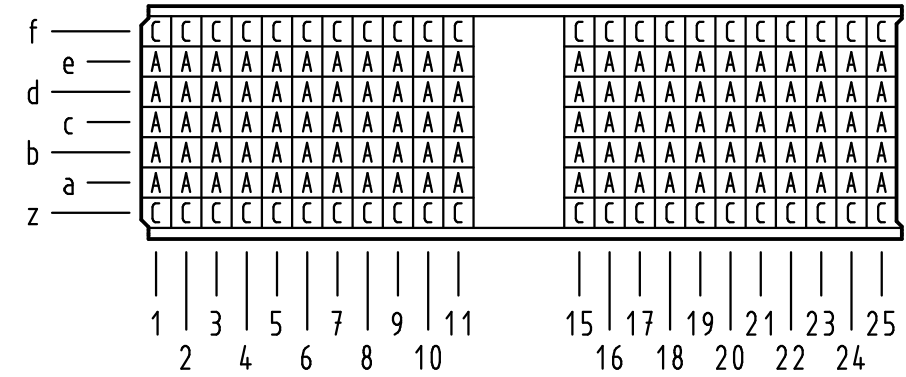
alle Löcher
all holes

Kontakt-Maße
contact dimensions

(Längen der Steck- und Anschlußseite gelten für eingepreßte Steckverbinder)
(mating and termination length of contacts apply to pressed in connectors)



Kontaktbelegung
contact loading



Empfohlener Lochaufbau und weitere Informationen siehe: DS 17 00 110 0101
recommended configuration of plated through holes and further information see: DS 17 00 110 0101

17 01 154 4201	S4
17 01 154 2201	2
17 01 154 1201	1
Bestell-Nr. part-no.	Anforderungsstufe performance level 1

All Dimensions in mm Original Size DIN A 3		Techn. Character.		Nicht tolerierte Maßel Free size tolerances IEC 61076-4-101	
Mod.	Dat.	Name	Dat.	Name	har-bus HM Messerleiste Typ A 154pol., Anschlußlänge 3,7mm <i>har-bus HM male connector type A</i> 154pol., termination length 3,7mm
HARTING Electronics GmbH & Co. KG D-32339 ESPELKAMP					TB 17 01 154 x201

Mouser Electronics

Authorized Distributor

Click to View Pricing, Inventory, Delivery & Lifecycle Information:

[HARTING:](#)

[17011542201](#) [17011541201](#)