

PRODUCT NUMBER DESCRIPTION :

58102 - X XX - XX - XX X XX

PLATING

S = 0.38µm GOLD
ON CONTACT AREA
3.81µm TIN/LEAD
ON TAIL

G = 0.76µm GOLD
ON CONTACT AREA
3.81µm TIN/LEAD
ON TAIL

F = 0.20µm GOLD
ON CONTACT AREA
3.81µm TIN/LEAD
ON TAIL

LF = ROHS COMPLIANT (SEE NOTE 10)
BLANK = CONTAINS LEAD

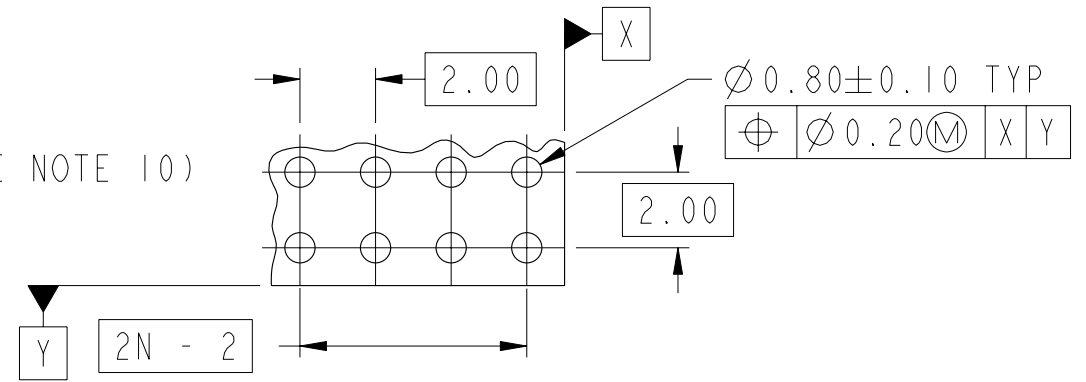
RETENTION
R: RETENTIVE LEG
NOTES 6,7

POLARIZATION
NOTE 7

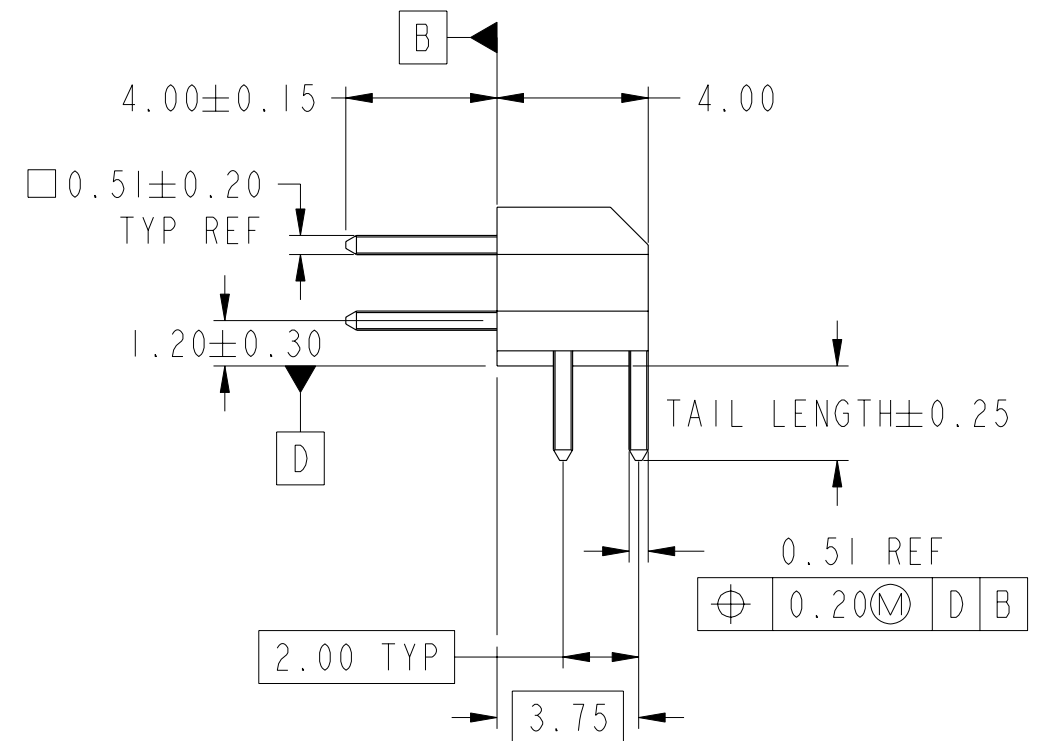
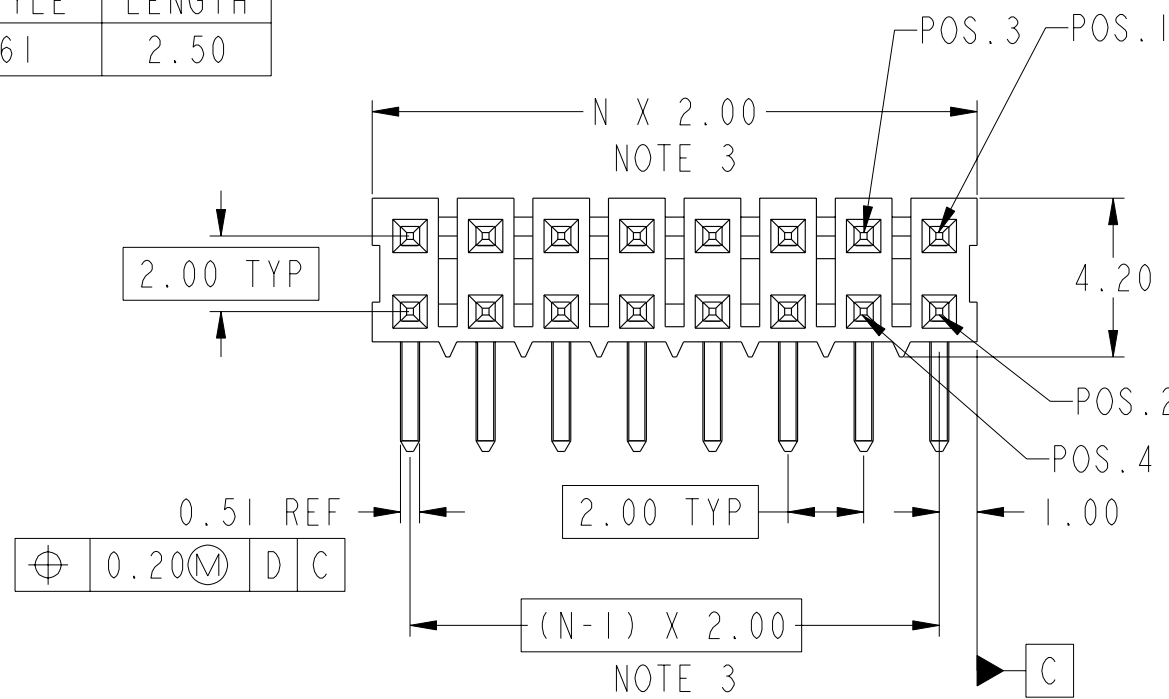
PACKAGING: = POLY BAGS
(NOTE 5) U = TUBES

POSITIONS PER ROW = "N"
(02 TO 25)

PIN STYLE	TAIL LENGTH
61	2.50



(RECOMMENDED HOLE PATTERN)
SCALE 5:1



CONFIDENTIAL

www.fciconnect.com		surface - ✓ ISO 1302	tolerance std ISO 406 ISO 1101	projection MM
TOLERANCES UNLESS OTHERWISE SPECIFIED				
Dr	T. BRUNGARD	1999-04-05	ANGULAR	0.X ±0.5
Eng	L. GREEN	1999-04-06	LINEAR	0.XX ±0.25
Chr	KH LEE	2009-11-20	0° ±3°	0.XXX ±0.15
Appr	JOEY NG	2009-11-20	Product family	Spec ref
FCI		2.00mm UNSHROUDED HEADER RIGHT ANGLE THRU-HOLE		dwg no 58102
catalog no		CUSTOMER		Rev. G

rev	ecn no	dr	date
E	S05-0037	KBM	2005-02-08
F	S06-0236	KHL	2006-07-17
G	S10-0205	N.B.R	2009-11-20
-	-	-	-
C	V11757	DAI	2001-06-27
D	V05-0098	DAI	2005-02-01



NOTES:

- ① MATERIAL HOUSING: HIGH TEMP. THERMOPLASTIC
UL 94V-0, COLOR BLACK
- ② MATERIAL TERMINAL: COPPER ALLOY
- ③ TO DETERMINE DIMENSIONS:
N=NUMBER OF POSITIONS PER ROW
EX.: 10 POS., N x 2.00 = 20.00 TOTAL POSITIONS

4. 0.9kg MIN. PIN RETENTION IN EITHER DIRECTION.

5. PACKAGING;

- (A) STANDARD PACKAGING: IN POLY BAGS.
- (B) SPECIAL PACKAGING: IN TUBE.
FOR ALL SPECIAL PACKAGING, FCI MUST BE CONTACTED FOR AVAILABILITY IN SIZE REQUESTED.

- ⑥ RETENTION LEG:
2.3kg MAX INSERTION FORCE AND 1 kg MIN RETENTION FORCE PER RETENTIVE PIN USING 1.57 THICK CIRCUIT BOARD AND RECOMMENDED HOLE PATTERN. RETENTIVE LOCATION AT THE DISCRETION OF THE MANUFACTURER. RETENTION IS TWO PINS PER PART ADJACENT TO ONE ANOTHER.

- ⑦ FOR POLARIZATION, SPECIFY POSITION NUMBER, (i.e.: POS.3 = 03) TO OMIT PIN. OMIT FROM PRODUCT NUMBER IF FEATURE IS NOT APPLICABLE.

8. THE HOUSING WILL WITHSTAND EXPOSURE TO 255°C PEAK TEMPERATURE FOR 10 SECONDS IN A CONVECTION, INFRA-RED OR VAPOR PHASE REFLOW OVEN.

9. THE HOUSING WILL WITHSTAND EXPOSURE TO 260°C PEAK TEMPERATURE FOR 10 SECONDS IN A WAVE SOLDER APPLICATION WITH A 1.57MM MINIMUM THICK CIRCUIT BOARD.

- ⑩ THIS PRODUCT MEETS EUROPEAN UNION DIRECTIVES AND OTHER COUNTRY REGULATIONS AS DESCRIBED IN GS-22-008.

△ 11. A △ SYMBOL WILL BE NEXT TO ANY DIMENSION, VIEW OR NOTE WHICH HAS BEEN MODIFIED WITH THE CURRENT DRAWING REVISION.

CONFIDENTIAL

www.fciconnect.com			surface - ✓ ISO 1302	tolerance std ISO 406 ISO 1101	projection ⊕	MM ↔
			TOLERANCES UNLESS OTHERWISE SPECIFIED		size A3	Scale 10:1
Dr	T. BRUNGARD	1999-04-05	ANGULAR	LINEAR	0.X	±0.5
Eng	L. GREEN	1999-04-06			0.XX	±0.25
Chr	KH LEE	2009-11-20	0° ±3°		0.XXX	±0.15
Appr	JOEY NG	2009-11-20	Product family		-	Spec ref -
FCI			title 2.00mm UNSHROUDED HEADER RIGHT ANGLE THRU-HOLE		dwg no 58102	Rev. G
			catalog no		-	CUSTOMER sheet 2 of 2

Mouser Electronics

Authorized Distributor

Click to View Pricing, Inventory, Delivery & Lifecycle Information:

[FCI / Amphenol:](#)

[58102-F61-02](#) [58102-S61-13](#) [58102-F61-02LF](#) [58102-F61-05LF](#) [58102-F61-07LF](#) [58102-F61-08LF](#) [58102-F61-15LF](#) [58102-F61-20LF](#) [58102-F61-22LF](#) [58102-F61-25LF](#) [58102-G61-03LF](#) [58102-G61-04LF](#) [58102-G61-06LF](#) [58102-G61-08LF](#) [58102-G61-10LF](#) [58102-G61-12LF](#) [58102-G61-13LF](#) [58102-G61-14LF](#) [58102-G61-15LF](#) [58102-G61-18LF](#) [58102-G61-20LF](#) [58102-G61-25LF](#) [58102-S61-02LF](#) [58102-S61-03LF](#) [58102-S61-04LF](#) [58102-S61-05LF](#) [58102-S61-06LF](#) [58102-S61-07LF](#) [58102-S61-08LF](#) [58102-S61-09LF](#) [58102-S61-10LF](#) [58102-S61-11LF](#) [58102-S61-12LF](#) [58102-S61-13-26LF](#) [58102-S61-14LF](#) [58102-S61-15LF](#) [58102-S61-16LF](#) [58102-S61-17LF](#) [58102-S61-18LF](#) [58102-S61-19LF](#) [58102-S61-20LF](#) [58102-S61-21LF](#) [58102-S61-22LF](#) [58102-S61-23LF](#) [58102-S61-24LF](#) [58102-S61-25LF](#) [58102-F61-06](#) [58102-F61-09](#) [58102-F61-09LF](#) [58102-F61-10LF](#) [58102-F61-11LF](#) [58102-F61-13LF](#) [58102-F61-17](#) [58102-F61-23LF](#) [58102-G61-02LF](#) [58102-G61-05](#) [58102-G61-05LF](#) [58102-G61-07LF](#) [58102-G61-09LF](#) [58102-G61-11LF](#) [58102-G61-14-22](#) [58102-G61-16LF](#) [58102-G61-17](#) [58102-G61-17LF](#) [58102-G61-19LF](#) [58102-G61-21LF](#) [58102-G61-22](#) [58102-G61-22LF](#) [58102-G61-23LF](#) [58102-G61-24LF](#) [58102-S61-13-26R](#) [58102-S61-13-R](#) [58102-F61-06LF](#) [58102-S61-13LF](#) [58102-F61-05](#) [58102-F61-08](#) [58102-F61-15](#) [58102-F61-20](#) [58102-F61-22](#) [58102-F61-25](#) [58102-G61-03](#) [58102-G61-04](#) [58102-G61-06](#) [58102-G61-08](#) [58102-G61-10](#) [58102-G61-12](#) [58102-G61-13](#) [58102-G61-14](#) [58102-G61-15](#) [58102-G61-18](#) [58102-G61-25](#) [58102-S61-11](#) [58102-S61-13-26](#) [58102-S61-14](#) [58102-S61-03](#) [58102-S61-19](#) [58102-S61-06](#) [58102-S61-17](#) [58102-S61-05](#) [58102-S61-10](#)