


SS361RT/SS461R

Bipolar Latch, Hall-Effect Magnetic Position Sensors



DESCRIPTION

The SS361RT/SS461R sensors are small, versatile digital Hall-effect devices that are operated by the magnetic field from a permanent magnet or an electromagnet, designed to respond to alternating North and South poles.

These bipolar latching sensors have enhanced sensitivity which often allows for the use of less expensive magnets.

These sensors are available in two package styles, the SS361RT in the miniature SOT-23 surface mount package and the SS461R in the leaded, flat TO-92-style package.

FEATURES

- Enhanced sensitivity
- Miniature package size
- Low voltage: 3 V operation
- Built-in reverse voltage protection
- Robust design: will operate up to 150 °C [302 °F]

The SS361RT's small size requires less PC board space, allowing it to be used in smaller assemblies. Its 3 V capability allows for use in low voltage applications, promoting energy efficiency.

The SS361RT is available on tape and reel; the SS461R is available in a bulk package (1000 units per bag).

POTENTIAL APPLICATIONS

Transportation:

- Speed and RPM (revolutions per minute) sensing
- Tachometer, counter pickup
- Motor and fan control
- Electric window lift
- Convertible roof position
- Automotive transmission position

Industrial:

- Speed and RPM (revolutions per minute) sensing
- Tachometer, counter pickup
- Flow-rate sensing
- Brushless dc (direct current) motor commutation
- Motor and fan control
- Robotics control

Medical:

- Motor assemblies
- Medication dispense control

SS361RT/SS461R

Table 1. SS361RT/SS461R Performance Specifications (At 3.0 Vdc to 18 Vdc supply, 20 mA load, T_A = -40 °C to 150 °C [-40 °F to 257 °F])

Characteristic	Condition	Minimum	Typical	Maximum	Unit
Supply voltage ¹					
SS461R	-40 °C to 150 °C [-40 °F to 302 °F]	3	–	18	V
SS361RT	-40 °C to 125 °C [-40 °F to 257 °F]	3	–	18	
SS361RT	150 °C [302 °F]	3	–	12	
Supply current	V _{supply} = 5 V at 25 °C [77 °F] V _{supply} = 3 V at 25 °C [77 °F]	– – –	4 3.5 –	6 5 8	mA
V _{sat}	at 15 mA, gauss >120	–	–	0.4	V
Output leakage current	gauss >120	–	–	10	µA
Output switching time: rise fall	V _{supply} = 12 V at 25 °C [77 °F], R _L = 1.6 KOhm, C _L = 20 pF	– –	– –	1.5 1.5	µs
Operate	–	5	50	120	gauss
Release	–	-120	-50	5	gauss
Differential	–	50	100	170	gauss
Operating temperature					
SS461R	3 V to 18 V	-40 [-40]	–	150 [302]	°C [°F]
SS361RT	3 V to 12 V				
Storage temperature	–	-40 [-40]	–	150 [302]	°C [°F]

Note:

1. See Figure 1.

NOTICE

Bipolar Hall-effect sensors may have an initial output in either the ON or OFF state if powered up with an applied magnetic field in the differential zone (applied magnetic field >Brp and <Bop). Honeywell recommends allowing 10 µs for output voltage to stabilize after supply voltage has reached 5 V.

Table 2. SS361RT/SS461R Absolute Maximum Ratings¹

Characteristic	Minimum	Typical	Maximum	Unit
Supply voltage	-26.0	–	28.0	V
Applied output voltage	-0.5	–	28.0	V
Output current	–	–	20	mA
Magnetic flux	–	–	no limit	gauss

Note:

1. The magnetic field strength (gauss) required to cause the switch to change state (operate and release) will be as specified in the magnetic characteristics. To test the switch against the specified magnetic characteristics, the switch must be placed in a uniform magnetic field.

NOTICE

Absolute maximum ratings are the extreme limits that the device will withstand without damage to the device. However, the electrical and mechanical characteristics are not guaranteed as the maximum limits (above recommended operating conditions) are approached, nor will the device necessarily operate at absolute maximum ratings.



Figure 1. SS361RT Rated Supply Voltage

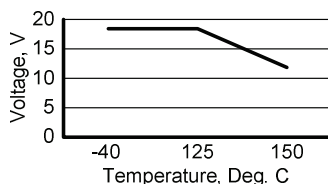
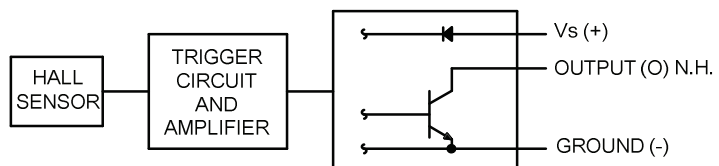


Figure 2. Current Sinking Output Block Diagram



Order Guide

Catalog Listing	Description
SS361RT	Bipolar latch, Hall-effect magnetic position sensor, SOT-23 package, tape and reel packaging
SS461R	Bipolar latch, Hall-effect magnetic position sensor, flat TO-92 package, bulk packaging (1000 units per bag)

WARNING

MISUSE OF DOCUMENTATION

- The information presented in this product sheet is for reference only. Do not use this document as a product installation guide.
- Complete installation, operation, and maintenance information is provided in the instructions supplied with each product.

Failure to comply with these instructions could result in death or serious injury.

WARNING

PERSONAL INJURY

DO NOT USE these products as safety or emergency stop devices or in any other application where failure of the product could result in personal injury.

Failure to comply with these instructions could result in death or serious injury.

WARRANTY/REMEDY

Honeywell warrants goods of its manufacture as being free of defective materials and faulty workmanship. Honeywell's standard product warranty applies unless agreed to otherwise by Honeywell in writing; please refer to your order acknowledgement or consult your local sales office for specific warranty details. If warranted goods are returned to Honeywell during the period of coverage, Honeywell will repair or replace, at its option, without charge those items it finds defective. **The foregoing is buyer's sole remedy and is in lieu of all other warranties, expressed or implied, including those of merchantability and fitness for a particular purpose. In no event shall Honeywell be liable for consequential, special, or indirect damages.**

While we provide application assistance personally, through our literature and the Honeywell web site, it is up to the customer to determine the suitability of the product in the application.

Specifications may change without notice. The information we supply is believed to be accurate and reliable as of this printing. However, we assume no responsibility for its use.

SALES AND SERVICE

Honeywell serves its customers through a worldwide network of sales offices, representatives and distributors. For application assistance, current specifications, pricing or name of the nearest Authorized Distributor, contact your local sales office or:

E-mail: info.sc@honeywell.com

Internet: www.honeywell.com/sensing

Phone and Fax:

Asia Pacific	+65 6355-2828 +65 6445-3033 Fax
Europe	+44 (0) 1698 481481 +44 (0) 1698 481676 Fax
Latin America	+1-305-805-8188 +1-305-883-8257 Fax
USA/Canada	+1-800-537-6945 +1-815-235-6847 +1-815-235-6545 Fax

Sensing and Control
Honeywell
1985 Douglas Drive North
Golden Valley, MN 55422
www.honeywell.com/sensing

005901-1-EN IL50 GLO Printed in USA
March 2009
© 2009 Honeywell International Inc. All rights reserved.

Honeywell

Mouser Electronics

Authorized Distributor

Click to View Pricing, Inventory, Delivery & Lifecycle Information:

[Honeywell:](#)

[SS461R](#) [SS361RT](#)