Apr.1.2020 Copyright 2020 HIROSE ELECTRIC CO., LTD. All Rights Reserved.
In case of consideration for using Automotive equipment / device which demand high reliability, kindly contact our sales window correspondents.

	COUNT	DESCRIPTION OF REVISIONS	BY	CHKD	DATE		COUNT	DESCRIPTION OF REVISIONS	BY	CHKD	DATE
△					. .	△					. .
△					. .	△					. .
△					. .	△					. .

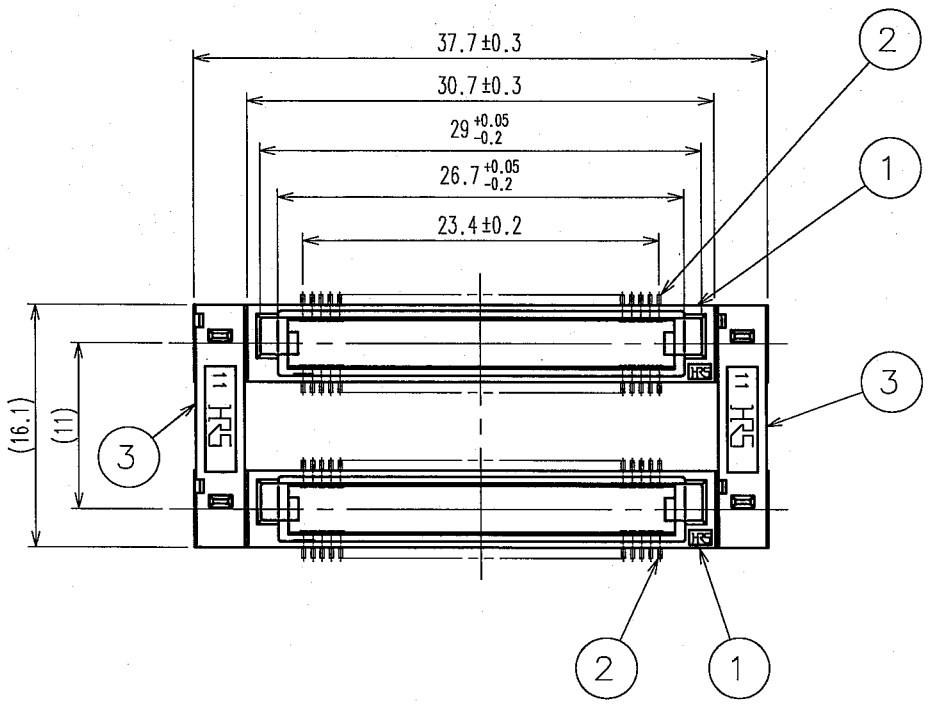

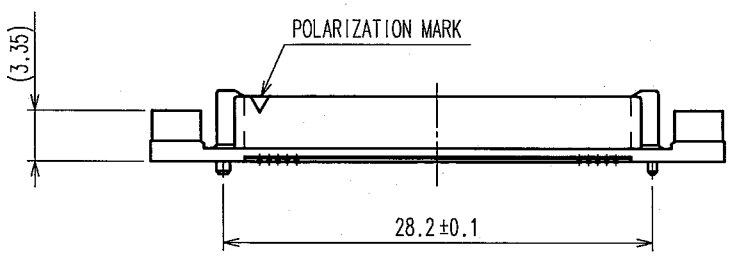

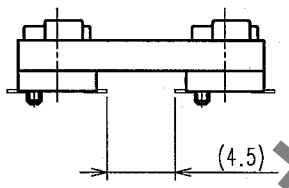

RECOMMENDED LAND PATTERN DIMENSION
OF PCB (MOUNTING SIDE)

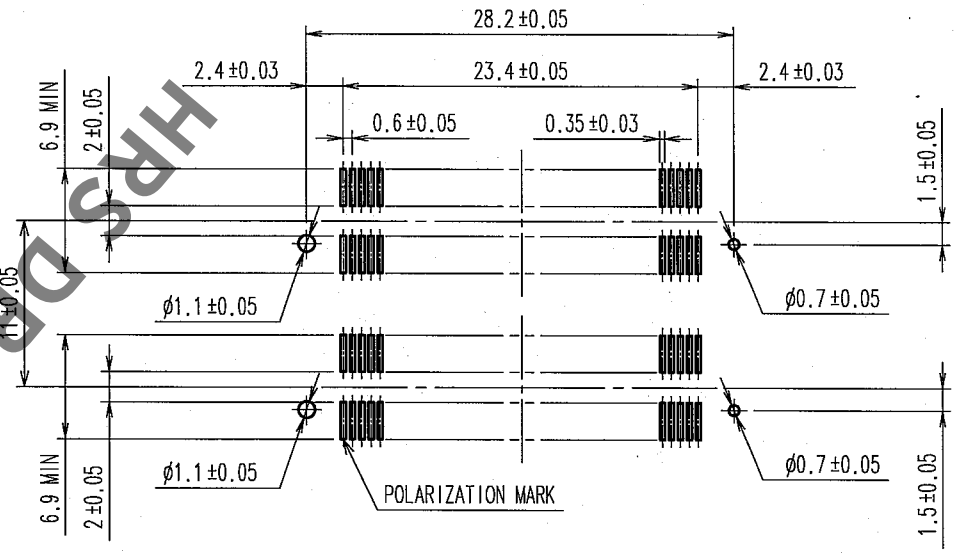

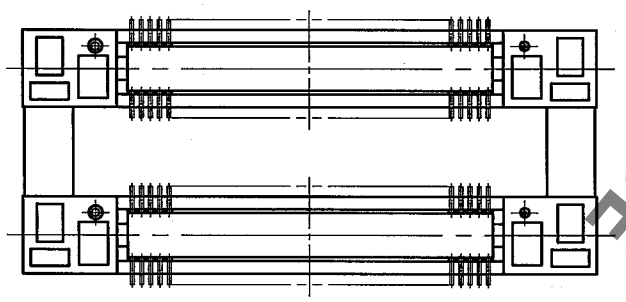

NOTES
1 LEAD CO-PLANARITY SHALL BE 0.1mm MAX.
2 AFTER MOUNTING BOARD,REF.NO.3 SHALL BE REMOVED.
3 FOR MODIFICATION,ETC.,PREVENTIVE HOLE FOR SINK MARK MAY BE ADDED DEPENDS ON CIRCUMSTANCES.
4 THE DIMENSIONS IN PARENTHESES ARE FOR REFERENCE.

HRS DRAWING FOR REFERENCE

NO.	MATERIAL	FINISH, REMARKS	NO.	MATERIAL	FINISH, REMARKS
1,3	PPS	LIGHT BROWN (UL94V-0)	2	PHOSPHOR BRONZE	CONTACT AREA:GOLD 0.1μm min LEAD AREA:GOLD FLASH UNDER PLATING:NICKEL 0.5μm min

CODE NO.(OLD)	DRAWN	DESIGNED	CHECKED	APPROVED	RELEASED
CL	K.NAKAMURA 06.02.21	K.NAKAMURA 06.02.21	K.Ozawa 06.02.21	H.Okawa 06.02.21	. .

SCALE 2 : 1	DRAWING NO. EDC3-150902-25	PART NO. FX8C-80/80P11-SVJ(71)
UNITS mm	HRS HIROSE ELECTRIC CO., LTD	CODE NO. CL578-0653-7-71
		1/2

TO
PCK

Apr.1.2020 Copyright 2020 HIROSE ELECTRIC CO., LTD. All Rights Reserved.
In case of consideration for using Automotive equipment / device which demand high reliability, kindly contact our sales window correspondents.

	COUNT	DESCRIPTION OF REVISIONS	BY	CHKD	DATE		COUNT	DESCRIPTION OF REVISIONS	BY	CHKD	DATE
△					. .	△					. .
△					. .	△					. .
△					. .	△					. .

DETAIL AFTER REMOVING JOINT

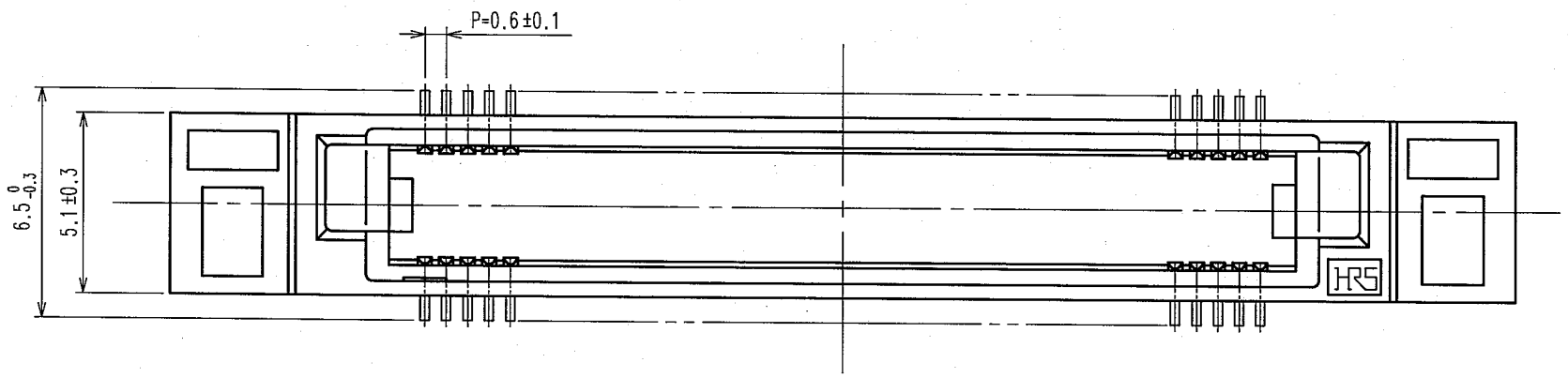

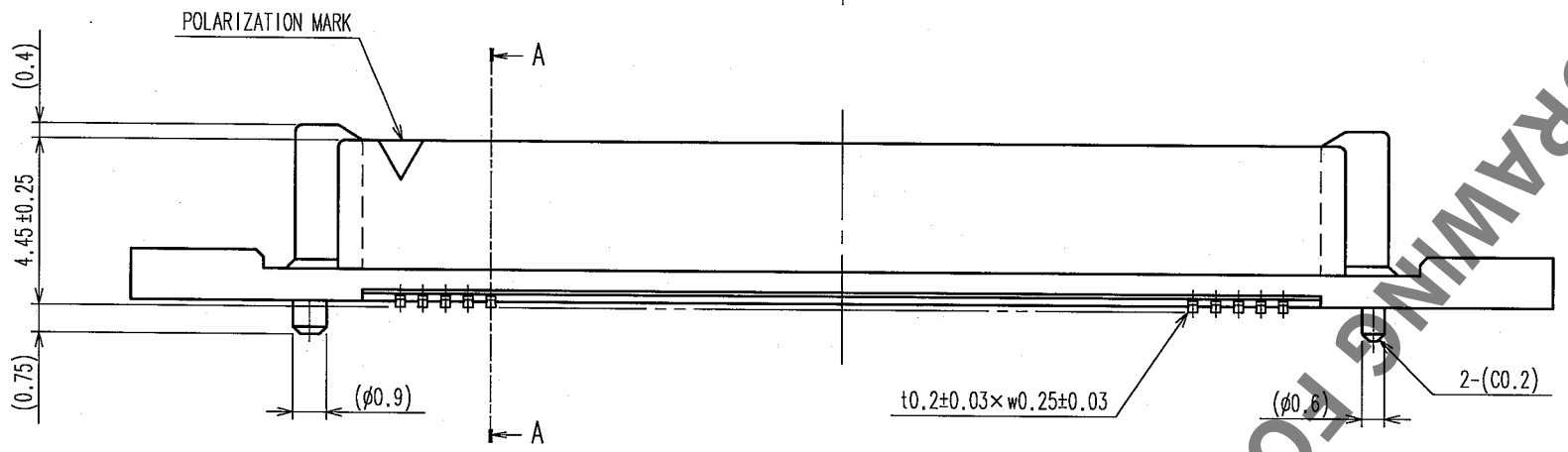

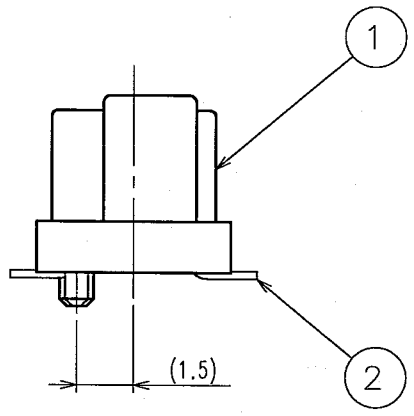

A–A

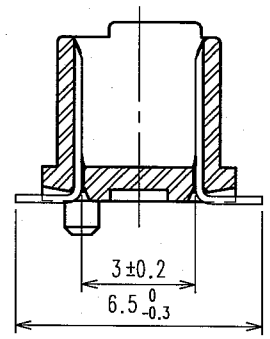



HRS DRAWING FOR REFERENCE

NOTE THE DIMENSIONS IN PARENTHESES ARE FOR REFERENCE.

NO.	MATERIAL	FINISH, REMARKS	NO.	MATERIAL	FINISH, REMARKS

CODE NO.(OLD)	DRAWN	DESIGNED	CHECKED	APPROVED	RELEASED
CL	K.NAKAMURA 06.02.21	K.NAKAMURA 06.02.21	K.Ozawa '06.02.21	H.Okawa '06.02.21	. .

SCALE 5 : 1	DRAWING NO. EDC3-150902-25	PART NO. FX8C-80/80P11-SVJ(71)
UNITS mm	HRS HIROSE ELECTRIC CO., LTD	CODE NO. CL578-0653-7-71

2/

TO
PCK