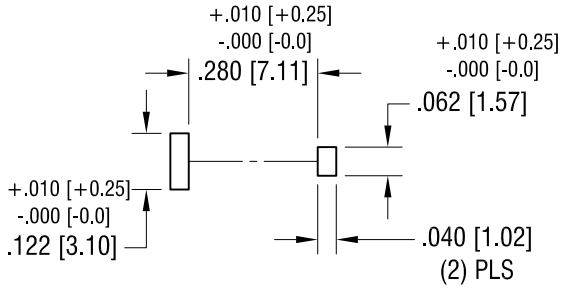
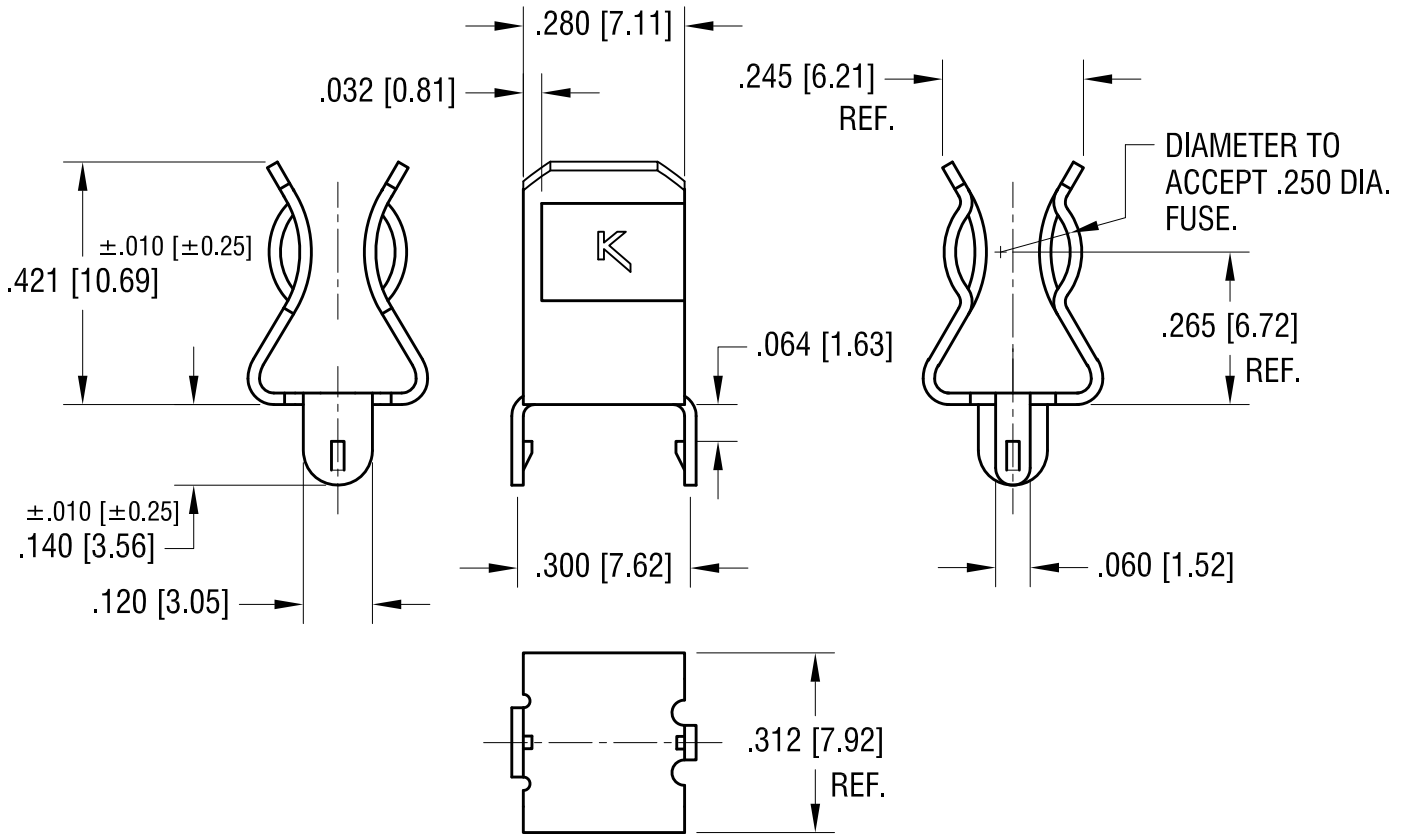
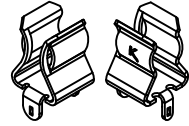


RECOMMENDED MOUNTING LAYOUT



THIS DOCUMENT IS THE PROPERTY OF KEYSTONE ELECTRONICS CORP. AND SHALL NOT BE REPRODUCED, DISTRIBUTED OR USED AS A BASIS FOR MANUFACTURE WITHOUT PRIOR WRITTEN PERMISSION FROM KEYSTONE ELECTRONICS CORP.

ACTUAL SIZE



12.16.15	CHANGE AS PER ECN 12-144	C
9.06.12	CHANGE AS PER ECN 12-130	B
6.04.09	CHANGE AS PER ECN 09-047	A
DATE	DESCRIPTION	REV.

KEYSTONE ELECTRONICS CORP.			
www.keyelco.com • ASTORIA, N.Y. 11105-2017 • Tel (718) 956-8900			
PART NAME			
3AG SNAP-IN PC FUSE HOLDER			
MATERIAL			
.020 [0.50] TH'K BRASS			
FINISH		DRN BY	DATE
MATTE TIN PLATE		BOONE	4.09.02
		APP'D	SCALE
		LN	3X
TOLERANCES	INCH [MM]	CODE	DWG NO.
DECIMAL	± .005 [± 0.15]	C	3516P
ANGULAR	± 1°		
UNLESS OTHERWISE SPECIFIED			

Mouser Electronics

Authorized Distributor

Click to View Pricing, Inventory, Delivery & Lifecycle Information:

[Keystone Electronics:](#)

[3516P](#)