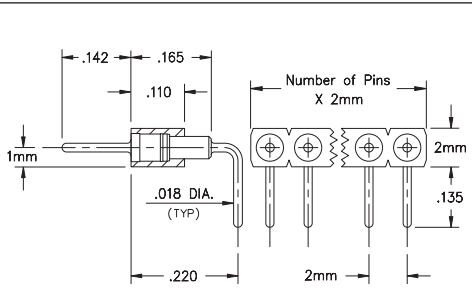
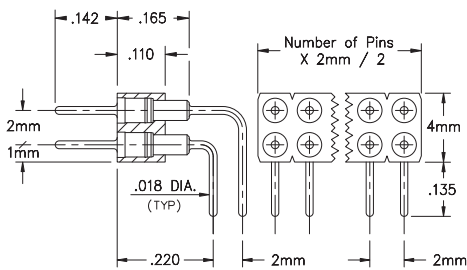


# INTERCONNECTS

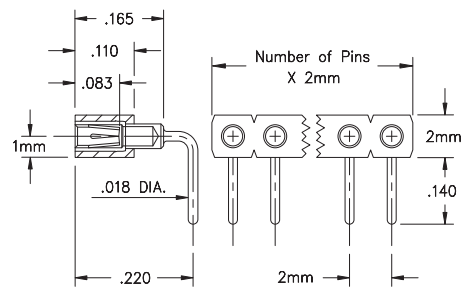
## SERIES 830, 831, 832, 833 • 2mm GRID RIGHT ANGLE HEADERS AND SOCKETS • SINGLE AND DOUBLE ROW STRIPS



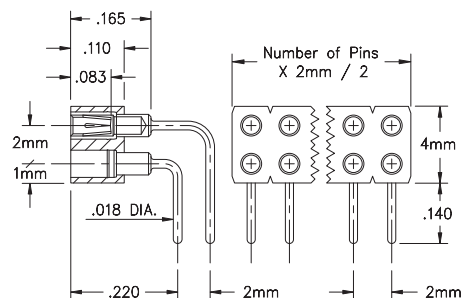
**FIG. 1**



**FIG. 2**




**FIG. 3**




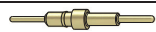


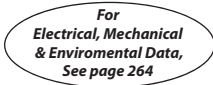




**FIG. 4**

- Series 830 & 832 use MM #3790 & MM #3796 pins. See page 209 for details
- Series 831 & 833 use MM #1805 and MM #3805 receptacles and accept pin diameters from .015"-.025". See page 169 for details
- Receptacles use Hi-Rel, Low force, 6-finger BeCu #32 contact rated at 3 amps. See page 253 for details
- Insulators are high temperature thermoplastic, suitable for all soldering operations



### ORDERING INFORMATION

<b>FIG. 1</b>	<b>Series 830...001</b>	<b>Single Row Right Angle Header</b>				
	830-10-0	-20-001000	Specify number of pins → 01-50			
<b>FIG. 2</b>	<b>Series 832...001</b>	<b>Double Row Right Angle Header</b>				
	832-10-	-20-001000	Specify number of pins → 002-100			
  						
<b>SPECIFY PLATING CODE XX=</b>			10	◆		
Pin Plating 			10 μ" Au			
<b>FIG. 3</b>	<b>Series 831...001</b>	<b>Single Row Right Angle Socket</b>				
	831-XX-0	-20-001000	Specify number of pins → 01-50			
<b>FIG. 4</b>	<b>Series 833...001</b>	<b>Double Row Right Angle Socket</b>				
	833-43-	-20-001000	Specify number of pins → 002-100			
  						
<b>SPECIFY PLATING CODE XX=</b>				41	◆	43
Sleeve (Pin) 				200 μ" Sn		200 μ" Sn
Contact (Clip) 				10 μ" Au		30 μ" Au