

NOTE 1:  
 A DESIGN IS SHOW WITH AN INNER CONDUCT FRONT PANEL (FOR GROUNDING), AND A COSMETIC OUTER PANEL, THE INNER PANEL IS RECOMMENDED TO BE SN PLATED ON THE CUTOUT EDGES.

mat'l. code		surface ISO 1302		tolerance ISO 406 ISO 1101		projection ISO 1101		product family MOD JACK	
l t r e c n n o d r		date		tolerances unless otherwise specified		MM		R/A GANG JACK FILTER ASSY 8 POS SHIELDED SNAP PER	
H	M04-0189	MHT	10/11/04	angle	0.X±0.3	scale 1.0		dwg no	
J	M05-0074	MHT	4/23/05	0°±2'	0.XX±0.13			sheet 1 of 8	
K	N08-0273	SH	12/25/08		0.XXX±0.051			size	
L	N09-0302	SH	9/3/09	dr	L. POTTIEGER	3/15/95		A4	
M	ELX-N-007803	SH	2011-11-17	eng	Y. BELOPOLSKY	3/15/95		95672	
N	ELX-N-011006	SH	03/27/12	chr	Y. BELOPOLSKY	3/15/95		type Product Customer Drawing	
sheet index		revision		app		FCI			
		N	N	N	N	N	N	N	N
		1	2	3	4	5	6	7	8

PRODUCT No.	NOTE 8	PORTS No	DIM A $\pm 0.60$ $-0.00$	DIM B	DIM C $\pm 0.10$	DIM D $\pm 0.15$	GROUND LEG NUMBER ON THE BACK (VIEW B) SEE DIAGRAM ON SHT. 3	COMMENT
95672-X01		1	15.74	-	5.715	11.43		NOTE 5
95672-X01A		1	15.74	-	5.715	11.43		NOTE 5
95672-X02 -YZ		2	30.98	13.97	12.700	25.40		NO TOOL
95672-X03 -YZ		3	44.95	27.94	19.685	39.37		NO TOOL
95672-X04 -YZ		4	58.92	41.91	26.670	53.34		
95672-X05 -YZ		5	72.89	55.88	33.655	67.31		NO TOOL
95672-X06 -YZ		6	86.86	69.85	40.640	81.28		NO TOOL
95672-X07 -YZ		7	100.83	83.82	47.625	95.25		NO TOOL
95672-X08 -YZ		8	114.80	97.79	54.610	109.22		
95672-X09 -YZ		9	128.77	111.76	61.595	123.19		NO TOOL
95672-X10 -YZ		10	142.74	125.73	68.580	137.16		NO TOOL
95672-X11 -YZ		11	156.71	139.70	75.565	151.13		NO TOOL
95672-X12 -YZ		12	170.68	153.67	82.550	165.10		NO TOOL

NOTES:

1. RECOMMENDED P.C.B THICKNESS 1.60 MM
2. HOUSING MAT'L: HIGH TEMP RESIN
3. CONTACTS: PHOS BRONZE ALLOY UNS-C51000,  $\phi$  0.460 ROUND WIRE, PLATING SEE TABLE.
4. SHIELDING MATERIAL: BRASS ALLOY 0.25 MM THICK  
SHIELDING PLATING: NICKEL UNDERPLATE 40u" MIN  
FINISH OF BRIGHT TIN LEAD 100u" MIN  
LEAD FREE OPTION  
SHIELDING PLATING: NICKEL UNDERPLATE 40u" MIN  
FINISH OF BRIGHT PURE TIN 100u" MIN
- ⑤ SEE SNGL. PORT GROUND LEG OPTIONS,  
SIDE VIEW PG.1 FOR DETAILS.
6. ALL DIMENSIONS IN MILLIMETERS.
- ⑦ COMPANY LOGO LOCATED IN THIS AREA.
- ⑧ ADD LF SUFFIX AT THE END OF PART NUMBER FOR LEAD FREE OPTION.
9. THE HOUSING WILL WITHSTAND EXPOSURE TO 260°C PEAK TEMPERATURE FOR 15 SECONDS IN A WAVE SOLDER APPLICATION WITH A 1.5mm MINIMUM THICK CIRCUIT BOARD. SEE APPLICATION NOTES/PROCEDURES IF THEY ARE AVAILABLE.
10. THIS PRODUCT MEETS EUROPEAN UNION DIRECTIVES AND OTHER COUNTRY REGULATION AS DESCRIBED IN GS-22-008.
- ⑪ PLATING OPTIONS:  
MAY BE EITHER GOLD OR GXT PLATED AT MANUFACTURER'S OPTION.
12. PRODUCT SPECIFICATION GS-12-083  
PRODUCT PACKAGING SPECIFICATION GS-14-361

FRONT SHIELD CODE Y	
0	= STANDARD GRND. TABS
1	= NO GRND. TABS

REAR SHIELD CODE Z	
0	= STANDARD GRND. LEGS
1	= 1 STANDARD GRND. LEG
2	= ALL GRND. LEGS
3	= NO GRND. LEGS

PLATING CODE X	PLATING ⑪
0	30u" G.X.T.
1	15u" GOLD.
3	5u" Au + high performance lubricant
5	50u" GXT.

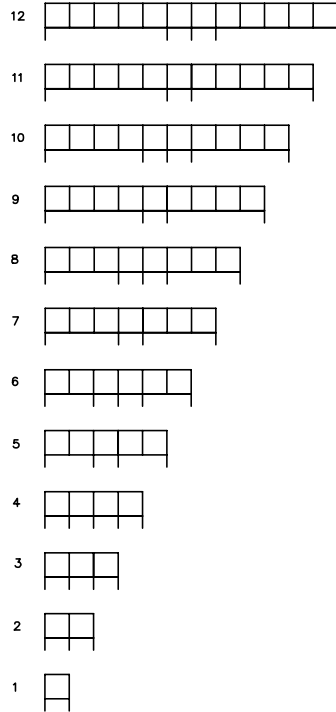
mat'l. code	surface <input checked="" type="checkbox"/> tolerance <input checked="" type="checkbox"/>	projection <input checked="" type="checkbox"/>	product family
ISO 1302	ISO 406 ISO 1101	MM	MOD JACK
ltr	ecnr	nodr	date
tolerances unless otherwise specified			title
N	angle	link	0.X $\pm$ 0.3
			0.XX $\pm$ 0.13
	0' $\pm$ 2'		0.XXX $\pm$ 0.051
dr	L. POTTEGER	3/15/95	R/A GANG JACK FILTER ASSY 8 POS SHIELDED SNAP PER
engr.	BELOPOLSKY	3/15/95	
chr.	BELOPOLSKY	3/15/95	
app.	BELOPOLSKY	3/15/95	
sheet	revision		
index	sheet		



dwg no 95672 sheet 2 of 8 size A4  
type Product Customer Drawing

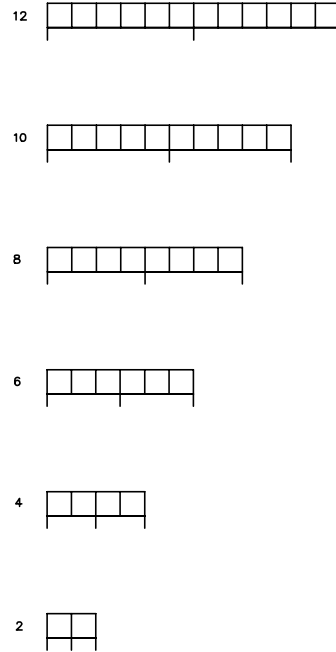
REAR SHIELD (VIEWED FROM PLUG ENTRY SIDE)  
GROUND SOLDERTAIL CONFIGURATION

CODE "Z" = 0



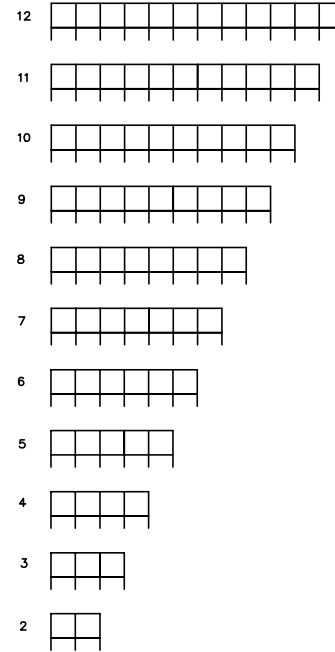
PCB LAYOUT SHEET 4

CODE "Z" = 1



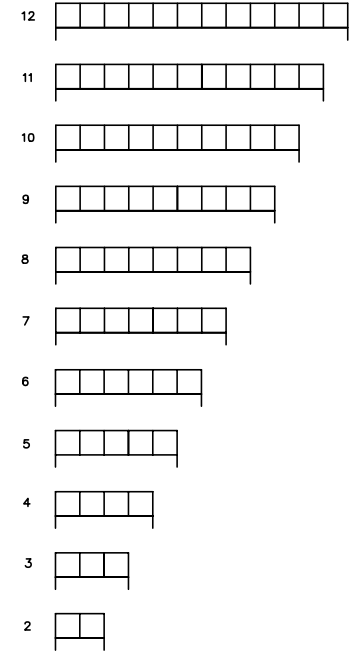
PCB LAYOUT SHEET 5

CODE "Z" = 2



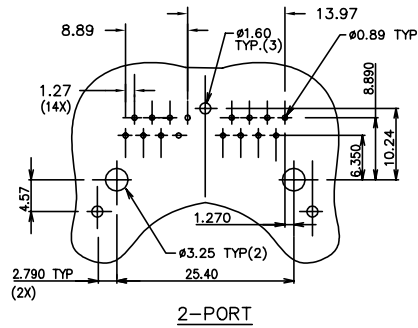
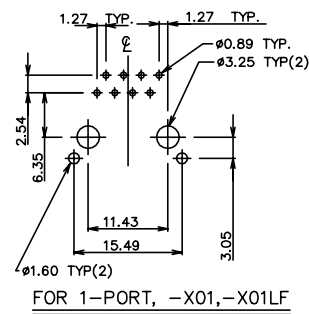
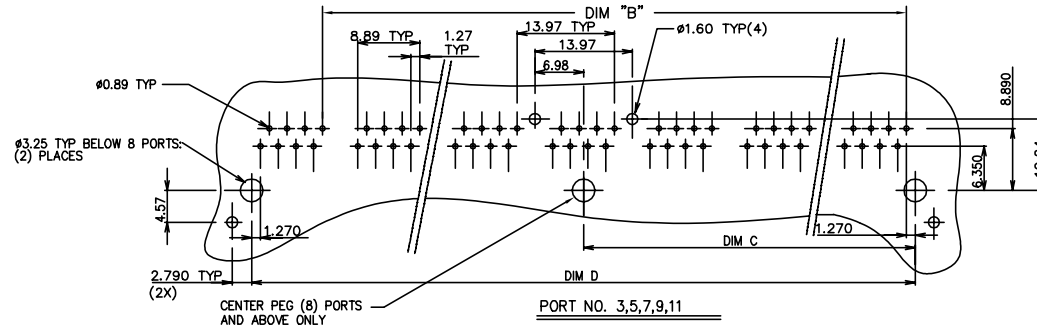
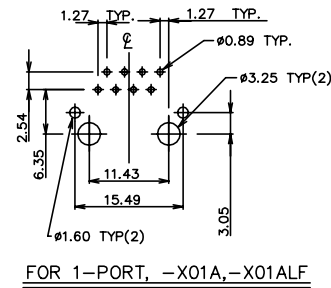
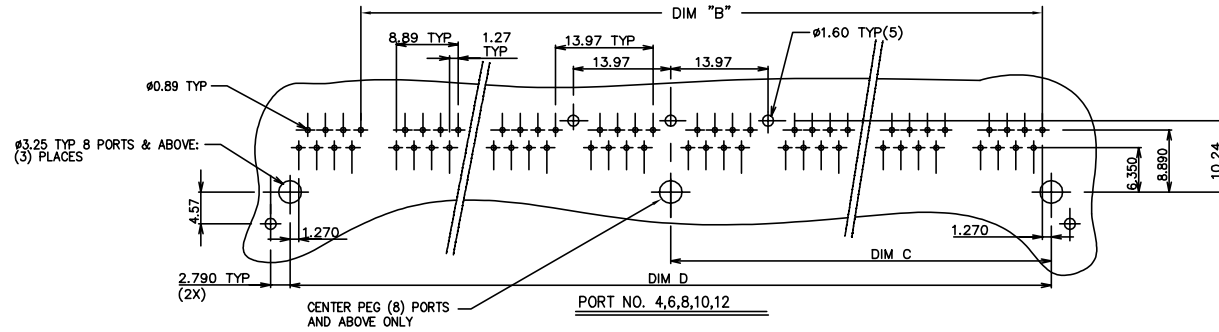
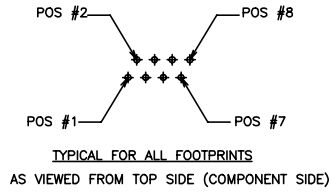
PCB LAYOUT SHEET 6

CODE "Z" = 3

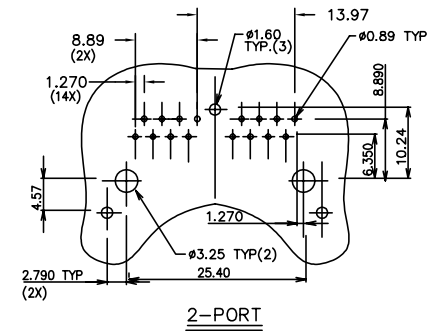
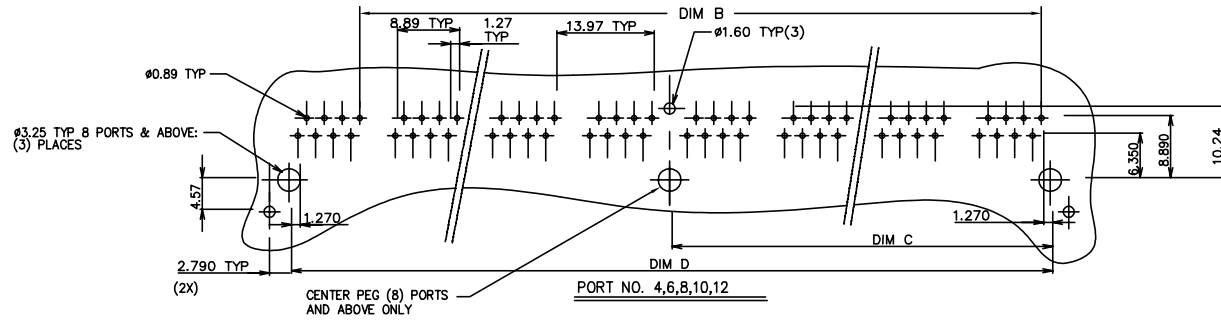


PCB LAYOUT SHEET 7

mat'l. code	surface ISO 1302 ✓	tolerance ISO406 ISO1101	projection MM	product family MOD JACK
l. tecn nodr	date	tolerances unless otherwise specified	MM	R/A GANG JACK FILTER ASSY 8 POS SHIELDED SNAP PER
N		angle 0°±2'	scale 1.0	dwg no 95672 sheet 3 of 8 size A4
		dr L. POTTIEGER 3/15/95		type Product Customer Drawing
		eng Y. BELOPOLSKY 3/15/95		
		chr Y. BELOPOLSKY 3/15/95		
		app Y. BELOPOLSKY 3/15/95		
sheet index	revision sheet			

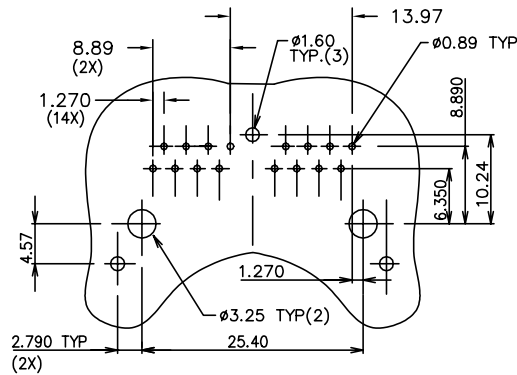
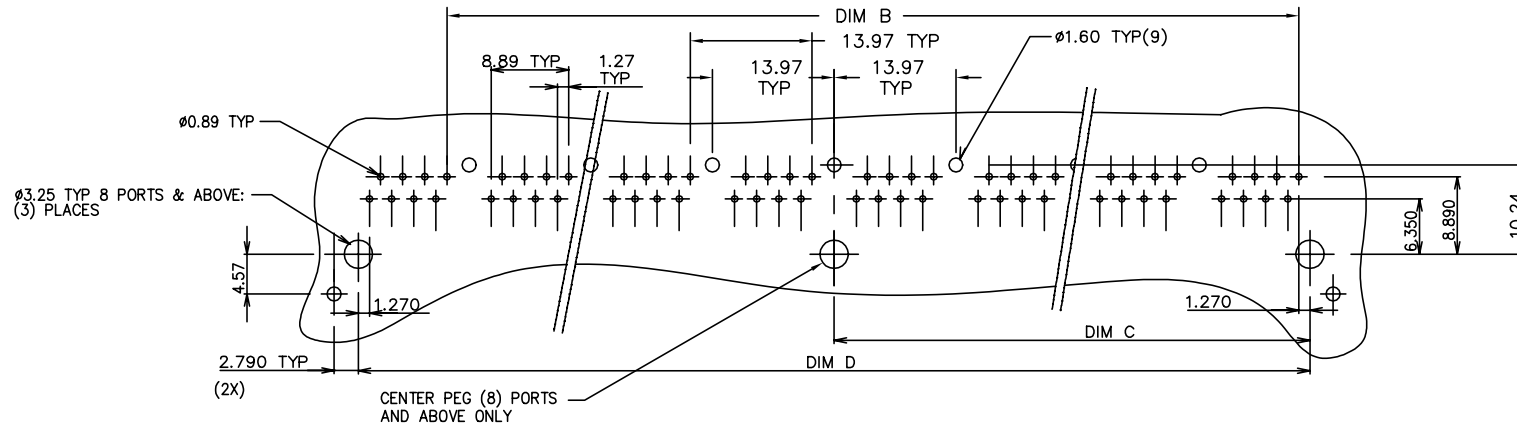


mat'l. code	surface ISO 1302 ✓	tolerance ISO 406 ISO 1101	projection 	product family MOD JACK
l trecn nodr date	tolerances unless otherwise specified		MM	R/A GANG JACK FILTER ASSY 8 POS SHIELDED SNAP PER
N	angle 0°±2'	0.X±0.3 0.XX±0.13 0.XXX±0.051	scale 1.0	dwg no 95672 sheet 4 of 8 size A4
	dr L. POTTIEGER 3/15/95	eng M. BELOPOLSKY 3/15/95		type Product Customer Drawing
	chr Y. BELOPOLSKY 3/15/95	app M. BELOPOLSKY 3/15/95		
sheet index	revision sheet			



RECOMMENDED P.C.B LAYOUT  
 CODE "Z" = 1 (1 GROUND LEG)

mat'l. code	surface ISO 1302 ✓	tolerance ISO406 ISO1101	projection MM	product family MOD JACK
ltr ecn nodr	date	tolerances unless otherwise specified	scale 1.0	title R/A GANG JACK FILTER ASSY 8 POS SHIELDED SNAP PER
N		angle 0°±2'	MM	dwg no 95672
		dr L. POTTIEGER 3/15/95	scale 1.0	sheet 5 of 8
		eng M. BELOPOLSKY 3/15/95	FCI	size A4
		chr Y. BELOPOLSKY 3/15/95		type Product Customer Drawing
		app M. BELOPOLSKY 3/15/95		
sheet index	revision sheet			



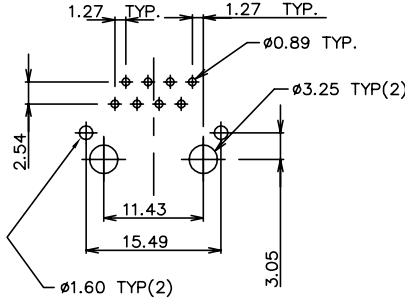
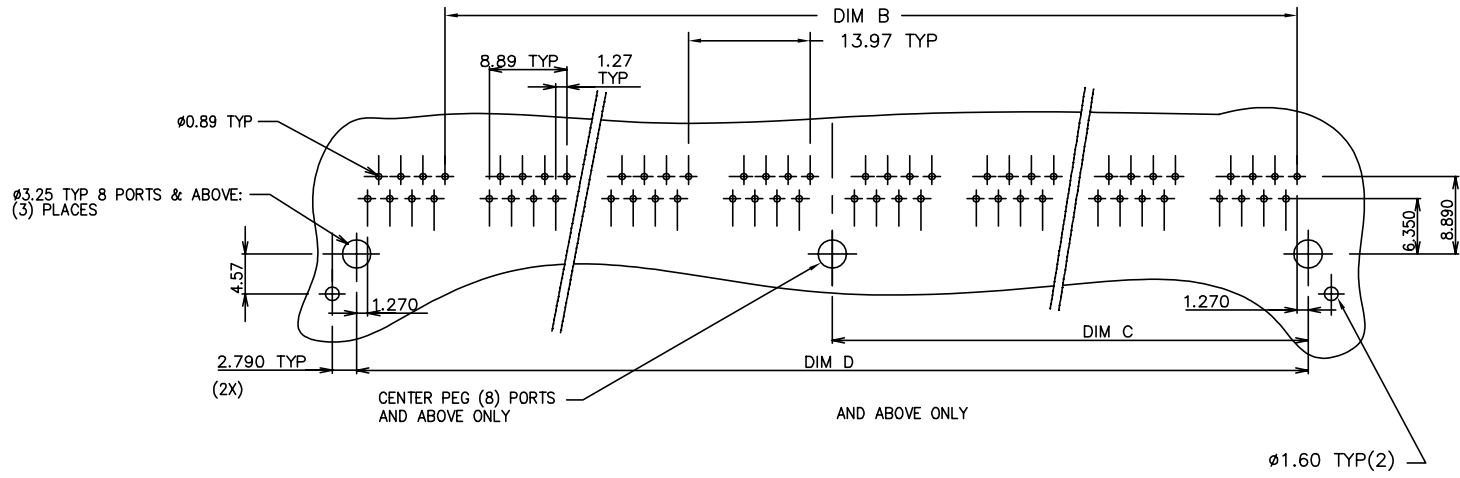
2-PORT

(SAME AS STANDARD CODE "Z"=0)

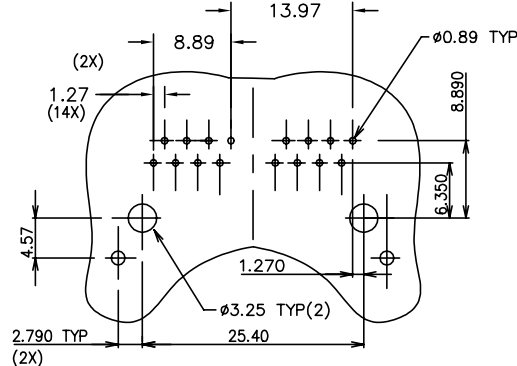
RECOMMENDED P.C.B LAYOUT

CODE "Z" = 2 (ALL GROUND LEGS)

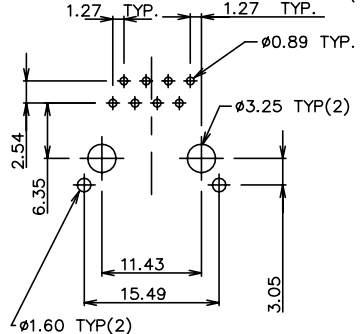
mat'l. code		surface ISO 1302 ✓		tolerance ISO406 ISO1101		projection MM		product family MOD JACK	
l tr ecn nodr		date		tolerances unless otherwise specified		scale 1.0		title R/A GANG JACK FILTER ASSY 8 POS SHIELDED SNAP PER	
N				angle 0°±2'				dwg no 95672	
				dr L. POTTIEGER 3/15/95		FCI		sheet 6 of 8	
				eng Y. BELOPOLSKY 3/15/95				size A4	
				chr Y. BELOPOLSKY 3/15/95				type Product Customer Drawing	
				app Y. BELOPOLSKY 3/15/95					
sheet index		revision sheet							



FOR 1-PORT, -X01A, -X01ALF  
SAME AS STD CODE "Z"=0



2-PORT



FOR 1-PORT, -X01, -X01LF  
SAME AS STD CODE "Z"=0

RECOMMENDED P.C.B LAYOUT

CODE "Z" = 3 (NO GROUND LEGS)

mat'l. code		surface <input checked="" type="checkbox"/> ISO 1302 <input type="checkbox"/> tolerance <input checked="" type="checkbox"/> ISO406 <input type="checkbox"/> ISO1101		projection	product family MOD JACK
l/tecn nodr date		tolerances unless otherwise specified			title
N		angle $0^\circ \pm 2'$		MM	R/A GANG JACK FILTER ASSY 8 POS SHIELDED SNAP PER
		0.xx±0.3 0.xxx±0.13 0.xxxx±0.051		scale 1.0	dwg no 95672
		dr L. POTTIEGER 3/15/95			sheet 7 of 8
		eng Y. BELOPOLSKY 3/15/95			size A4
		chr Y. BELOPOLSKY 3/15/95			type Product Customer Drawing
sheet index		revision sheet			



PRODUCT No.	NOTE 8	PORTS No	DIM A <sup>+0.60</sup> / <sub>-0.00</sub>	DIM B	DIM C ±0.10	DIM D ±0.15	GROUND LEG NUMBER ON THE BACK (VIEW B) SEE DIAGRAM ON SHT. 3	COMMENT
95672-X01H		1	15.74	-	5.715	11.43		NOTE 5
95672-X01AH		1	15.74	-	5.715	11.43		NOTE 5
95672-X02H -YZ		2	30.98	13.97	12.700	25.40		NO TOOL
95672-X03H -YZ		3	44.95	27.94	19.685	39.37		NO TOOL
95672-X04H -YZ		4	58.92	41.91	26.670	53.34		
95672 X05H -YZ		5	72.89	55.88	33.655	67.31		NO TOOL
95672 X06H -YZ		6	86.86	69.85	40.640	81.28		NO TOOL
95672-X07H -YZ		7	100.83	83.82	47.625	95.25		NO TOOL
95672-X08H -YZ		8	114.80	97.79	54.610	109.22		
95672 X09H -YZ		9	128.77	111.76	61.595	123.19		NO TOOL
95672 X10H -YZ		10	142.74	125.73	68.580	137.16		NO TOOL
95672 X11H -YZ		11	156.71	139.70	75.565	151.13		NO TOOL
95672-X12H -YZ		12	170.68	153.67	82.550	165.10		NO TOOL

NOTES:

- RECOMMENDED P.C.B THICKNESS 1.60 MM
- HOUSING MAT'L: HIGH TEMP RESIN
- CONTACTS: PHOS BRONZE ALLOY UNS-C51000, Ø 0.460 ROUND WIRE, PLATING SEE TABLE.  
  
SHIELDING PLATING: NICKEL UNDERPLATE 40u" MIN FINISH OF BRIGHT TIN LEAD 100u" MIN  
LEAD FREE OPTION  
SHIELDING PLATING: NICKEL UNDERPLATE 40u" MIN FINISH OF BRIGHT PURE TIN 100u" MIN
- SEE SNGL. PORT GROUND LEG OPTIONS, SIDE VIEW PG.1 FOR DETAILS.
- ALL DIMENSIONS IN MILLIMETERS.
- COMPANY LOGO LOCATED IN THIS AREA.
- ADD LF SUFFIX AT THE END OF PART NUMBER FOR LEAD FREE OPTION.
- THE HOUSING WILL WITHSTAND EXPOSURE TO 260°C PEAK TEMPERATURE FOR 15 SECONDS IN A WAVE SOLDER APPLICATION WITH A 1.5mm MINIMUM THICK CIRCUIT BOARD. SEE APPLICATION NOTES/PROCEDURES IF THEY ARE AVAILABLE.
- THIS PRODUCT MEETS EUROPEAN UNION DIRECTIVES AND OTHER COUNTRY REGULATION AS DESCRIBED IN GS-22-008.
- PLATING OPTIONS:  
MAY BE EITHER GOLD OR GXT PLATED AT MANUFACTURER'S OPTION.
- PRODUCT SPECIFICATION GS-12-083  
PRODUCT PACKAGING SPECIFICATION GS-14-361

MEETS PIP PROCESS PRODUCT NO.

FRONT SHIELD CODE Y	
0	STANDARD GRND. TABS
1	NO GRND. TABS

REAR SHIELD CODE Z	
0	STANDARD GRND. LEGS
1	1 STANDARD GRND. LEG
2	ALL GRND. LEGS
3	NO GRND. LEGS

PLATING CODE X	PLATING ①
0	30u" G.X.T.
1	15u" GOLD.
3	5u" Au + high performance lubricant
5	50u" GXT.

NOTE: PLEASE CHECK FOR AVAILABILITY, NOT ALL OPTIONS AVAILABLE.

mat'l. code	surface <input checked="" type="checkbox"/> ISO 1302	tolerance <input checked="" type="checkbox"/> ISO 406 <input type="checkbox"/> ISO 1101	projection	product family MOD JACK
ltr ecn nodr	date	tolerances unless otherwise specified		title R/A GANG JACK FILTER ASSY 8 POS SHIELDED SNAP PER
N		angle $0^\circ \pm 2'$	MM	scale 1.0
		0.x ± 0.3		
		0.xx ± 0.13		
		0.xxx ± 0.051		
dr	L. POTTIEGER	3/15/95		dwg no 95672
eng	Y. BELOPOLSKY	3/15/95		sheet 8 of 8
chr	Y. BELOPOLSKY	3/15/95		size A4
app	Y. BELOPOLSKY	3/15/95		type Product Customer Drawing
sheet index	revision sheet			



# Mouser Electronics

Authorized Distributor

Click to View Pricing, Inventory, Delivery & Lifecycle Information:

[FCI / Amphenol:](#)

[95672-001LF](#) [95672-004-00LF](#) [95672-008-00LF](#) [95672-304-00LF](#) [95672-308-00LF](#) [95672-501LF](#) [95672-001ALF](#)  
[95672-101LF](#)